



Collaborative Connections for Navigate Partners

Get the Most Out of Navigate and Your Student Success Practice

Each month EAB hosts a variety of opportunities for our Navigate partners to connect with us and with each other to discuss student success best practices, product strategies, product updates, and so much more. Register now to save your seat! Most webinars will be recorded and available on demand. Office hours and product release webinars are not recorded. EAB is committed to making our events accessible to all attendees. If you have specific accessibility needs, please email StudentSuccessPartnerSuccess@eab.com one week prior to the event to ensure those are enabled.

OFFICE HOURS	NEW! NAVIGATE PRODUCT UPDATE
<p>App Admin & Content Admin Office Hours</p> <p>Join product experts from the EAB Partner Support Team and fellow App Admins & Content Admins to talk through platform questions and hear from your peers. Content during these sessions will be determined by participants' questions. A separate breakout room for those with Survey Builder questions will be available.</p> <div style="text-align: center;">  <p>Suggested Audience: App & Content Administrators</p> </div> <div style="background-color: #0070C0; color: white; padding: 10px; text-align: center;"> <p>Click to Register on EAB.com Log in and use the drop-down menu to register for any of the dates offered.</p> </div>	<p>Quarterly Navigate Product Team Update</p> <p>Join leaders from Navigate's Product Management & Development team as they share what new innovations and improvements are coming next in Navigate. In addition, the team will highlight recent releases and demonstrate new features and upgrades to enhance your student success work. Register to be the first to know what's in development and engage with the product team. This webinar is intended for a leadership audience and is the first in a new quarterly webinar update series from the EAB Navigate Product Management & Development Team.</p> <div style="text-align: center;">  <p>Suggested Audience: Program Owners, Value Leads, App & Content Administrators</p> </div> <div style="background-color: #0070C0; color: white; padding: 10px; text-align: center;"> <p>Click to Register on EAB.com Log in and click the orange "REGISTER" button to sign up.</p> </div>
<div style="display: flex; flex-direction: column; gap: 10px;"> <div style="display: flex; align-items: center;">  <div style="margin-left: 10px;"> <p>Wednesday, April 14 2:00 pm – 3:00 pm ET</p> </div> </div> <div style="display: flex; align-items: center;">  <div style="margin-left: 10px;"> <p>Wednesday, April 28 2:00 pm – 3:00 pm ET</p> </div> </div> </div>	<div style="display: flex; align-items: center;">  <div style="margin-left: 10px;"> <p>Tuesday, April 20 2:30 pm – 3:30 pm ET</p> </div> </div>

Logging in to EAB.com

Create an account to register for live and on-demand virtual engagement opportunities, best practice student success research and the latest from EAB

Step 1

Go to our website, www.eab.com.

Step 2

On the top right of the homepage, click the "Log In" button, then select "Create an Account".

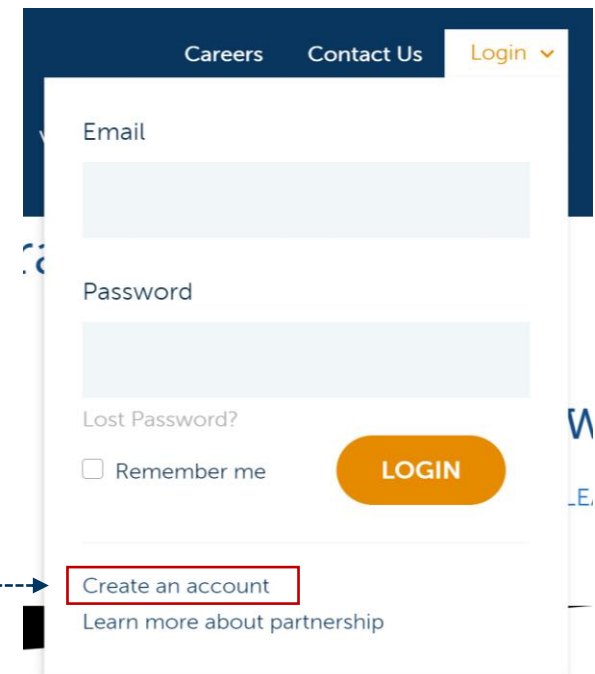
Step 3

On the registration page, you will be prompted to enter your institutional email (e.g., your .edu email address), your institution's country, city, state, and zip code. Once you've input this information, select your institution from the organization drop down list and click on the button that says "Go to Step 2".

NOTE: If your institution does not appear in the drop-down list, send an email to eabhelp@eab.com for assistance.

Step 4

Check your .edu email inbox (including junk and/or spam folders) for an email from EAB.com to verify your email address and create a password for your account. If you haven't received an email after several minutes, email eabhelp@eab.com for assistance.



Register

Step 1

Email *	Your email
Country *	Select One
State/Province *	Select One
City *	Your city
Zip Code	Your zip code
Your Organization *	Select One

If your organization does not appear in this list, please contact the EAB Help at eabhelp@eab.com.