

BOARD OF REGENTS OF THE UNIVERSITY OF WISCONSIN SYSTEM
Gordon Dining and Event Center– 2nd floor
770 W. Dayton Street, Madison, Wisconsin
Friday, December 11, 2015

II.

9:00 a.m. All Regents – Symphony Room

1. Calling of the roll
2. Approval of the minutes of the October 2015 meeting
3. Report of the President of the Board
 - a. Hospital Authority Board, Higher Educational Aids Board and Wisconsin Technical College System Board reports
 - b. Update on Tenure Policy Task Force
 - c. Update on Tuition-setting Policy Task Force
 - d. Update on administrative rulemaking
 - e. Additional items that the President may report to the Board
 - f. Regent spotlight – Regent Emeritus Milton Neshek
4. Report of the President of the System
 - a. Legislative and other updates
 - b. News from around the UW System
 - c. Faculty spotlight
5. Report and approval of actions taken by the Education Committee
6. Report and approval of actions taken by the Business and Finance Committee
7. Report and approval of actions taken by the Audit Committee
8. Report and approval of actions taken by the Capital Planning and Budget Committee
9. Report and approval of actions taken by the Research, Economic Development, and Innovation Committee
10. *Presentation and Discussion:* Student Debt and Financial Aid
11. *Presentation and Discussion:* Annual NCAA Division I Athletics Report: UW-Green Bay
12. Regent communications, petitions, and memorials

13. Closed session

Move into closed session to: (1) consider UW-Milwaukee honorary degree nominations, as permitted by s. 19.85(1)(f), Wis. Stats.; (2) consider a student request for review of a UW-Madison decision, as permitted by s. 19.85(1)(a) and (g), Wis. Stats.; (3) consider a faculty member request for review of a UW-Extension personnel-related decision, as permitted by s. 19.85(1)(f), Wis. Stats.; and (4) confer with legal counsel regarding pending or potential litigation, as permitted by s. 19.85(1)(g), Wis. Stats.

The closed session agenda may be considered during any recess in the regular meeting agenda on Thursday or Friday.

STUDENT DEBT AND FINANCIAL AID

BACKGROUND

Outstanding student debt nationally now totals \$1.2 trillion. There is growing concern with the impact of this debt on graduates, because of its effect on starting businesses, making major purchases such as home ownership, and even making career choices. To address the issue of student debt, there have been a number of proposals nationally, such as making the first two years of college free, expanding income-based repayment options, and simplifying the financial aid process.

REQUESTED ACTION

For information only.

DISCUSSION

In the University of Wisconsin System, 74% of resident graduates had student loans at graduation in 2014-15, with average cumulative debt at \$30,650. 71% of all undergraduate students, or 111,627 students, received some form of financial aid. Grants and scholarships play an important role in financing higher education and helping to limit student debt. Federal Pell grants provided \$151.9 million to 40,125 UW System resident undergraduates in 2014-15, with an average grant of \$3,786. On the State level, Wisconsin Grants (formerly WHEG grants) provided \$58.3 million to 32,886 UW System resident undergraduates in 2014-15, with an average grant of \$1,773. Scholarships through UW System institutions totaled \$164.2 million in FY 2014.

Kathy Sahlhoff, Director of Financial Aid and Student Work Experience at UW-Eau Claire and Bob Jokisch, Senior Policy Advisor for Financial Aid and Student Success at UW System Administration will provide information to the Board of Regents on Student Debt and Financial Aid. This presentation will cover the following areas:

1. Clarifying student debt and financial aid misconceptions
2. Financial Aid 101 – How does it work
3. What the UW System is doing to address student debt
4. Recent developments at the federal and state level and in other states
5. What can be done to address student debt in the UW System

RELATED REGENT POLICIES

None

**UW-GREEN BAY NCAA DIVISION I ATHLETICS
2014-2015 ANNUAL REPORT**

EXECUTIVE SUMMARY

BACKGROUND

Collegiate athletics are high-profile activities that exist for the betterment of the student body, student-athletes, and the university. As some of the most visible programs at higher education institutions, athletics provide valuable experiences for student athletes, opportunities to engage the broader community and, often, a public face for the institution. This visibility, along with the number of student-athlete participants, the members of the public attending athletic events and the substantial compliance requirements, necessitates a high level of oversight and scrutiny by both administrators and governing bodies.

A recent study by the Association of Governing Boards of Colleges and Universities (AGB), “Trust, Accountability, and Integrity: Board Responsibilities for Intercollegiate Athletics (2012)”, included three recommendations:

- The governing board is ultimately accountable for athletic policy and oversight and should fulfill this fiduciary responsibility.
- The board shall act decisively to uphold the integrity of the athletics program and its alignment with the academic mission of the institution.
- The board must educate itself about its policy role and oversight of intercollegiate athletics.

The UW System has three institutions with Division I NCAA athletics programs (UW-Green Bay, Madison, and Milwaukee); one institution with a Division II athletics program (UW-Parkside); and nine institutions with Division III athletics programs (UW-Eau Claire, La Crosse, Oshkosh, Platteville, River Falls, Stevens Point, Stout, Superior, and Whitewater).

In November 2012, the Board of Regents established a reporting framework for UW institutions that participate in NCAA Division I athletics. Under this framework, institutions annually provide information to the Board regarding academic, fiscal and compliance matters related to NCAA Division I intercollegiate athletics.

The framework requires each of the UW institutions with an NCAA Division I athletics program to submit a written annual report to the Board of Regents, which is the basis for annual presentations to the Board by the Chancellor and Athletic Director. The report and presentation are designed to assist the Board in ensuring that the institutions are: 1) adhering to any performance standards implemented by an institution or its athletic board; 2) safeguarding the welfare of all students; 3) maintaining NCAA compliance; and 4) assuring fiscal integrity.

REQUESTED ACTION

This item is for discussion purposes only.

DISCUSSION

UW-Green Bay has submitted its 2014-15 annual athletics report to the Board of Regents for discussion at the Board's December 2015 meeting. An overview of significant items in the report follows.

I. Athletics

The UW-Green Bay Athletics Department's 2014-15 report to the Board of Regents states that the department sponsors 16 sports programs supporting approximately 260 student-athletes in men's and women's basketball, men's and women's cross country, men's and women's golf, men's and women's nordic skiing, men's and women's soccer, women's softball, men's and women's swimming and diving, men's and women's tennis, and women's volleyball. The men's and women's programs, known as the Phoenix, have been members of the Horizon League, or its predecessors, since 1994-95.

The report highlights the following athletic accomplishments:

- The women's basketball team and the men's tennis team captured the Horizon League regular season championship.
- The men's swimming team captured the Horizon League relay championship.
- The women's basketball team captured the Horizon League tournament championship.
- The men's basketball team advanced to the Horizon League tournament championship for the first time since 1998.
- The men's tennis team, women's basketball team, and the men's basketball team made NCAA or NIT postseason appearances. The women's basketball team advanced to the NCAA tournament for the 15th time.
- Fifteen students received the Horizon League Player of the Week honors.
- One student in men's nordic skiing qualified for post-season competition at the U.S. Junior Nationals.
- Three former basketball players signed to play professionally.
- The men's and women's basketball teams led the Horizon League in attendance.
- The Kress Center and the Green Bay Phoenix, through a bid process, was selected to serve as the official host of the 2016 Horizon League Women's Basketball Championship on March 10-13, 2016.

II. Academics

The UW-Green Bay Athletics Department's 2014-15 report to the Board of Regents identifies three measures used to monitor academic progress of student-athletes — grade point

average (GPA), the graduation success rate (GSR), and the academic progress rate (APR). The department established benchmarks for each.

The department's benchmark for GPA is to maintain a cumulative GPA of 3.0 or greater each semester. The overall GPA for the department in 2014-15 was 3.30. This GPA was the highest in Green Bay Athletics' history. Spring 2015 became the thirty-first consecutive semester that the combined GPA of UW-Green Bay's student athletes exceeded 3.0.

The department establishes three benchmarks for GSR: 1) maintaining a student-athlete graduation rate that is higher than the UW-Green Bay general student body; 2) maintaining a department-wide student athlete NCAA graduation rate that is higher than the average of peer institutions; and 3) maintaining a student-athlete NCAA graduation that is higher than the average for peer institutions for each sport. On the first benchmark, the GSR for student athletes was 65% in comparison to 51% for the UW-Green Bay general student body. On the second and third benchmark, the report includes information on GSR of league institutions by sport, but the average was not provided. However, ten of the 14 UW-Green Bay programs competing in the Horizon League had either the highest or second-highest GSR in the league.

The department's benchmark for APR is to maintain APRs that are higher than the NCAA minimum for each sport. The NCAA's minimum APR is 900 (multiyear) or 930 (two most recent years). The 2014-15 report highlights that the single-year APR for all but one of the 16 programs exceeded the NCAA minimum. The APR for women's tennis in 2014-15 was 903. It was 967 in 2013-14, however. The multi-year APR for all 16 programs exceeded the NCAA minimum in 2014-15.

The report also highlights other academic accomplishments:

- Twelve and fourteen teams achieved a GPA of 3.0 or higher in the Fall 2014 and Spring 2015 semester, respectively.
- Eight student athletes from the nordic skiing team were named to the National Collegiate Ski Coaches Association for maintaining a cumulative GPA of 3.5 or above for the Fall 2015 semester.
- 123 student athletes (55.4 percent) have a GPA of 3.5 or higher, with 39 (17.6 percent) students earning a GPA of 4.0 in the Spring 2015 semester.
- The men's and women's swimming and diving teams earned Scholar All-American status for the Spring 2015 semester.

III. Financial Situation

UW-Green Bay Athletics Department's report to the Regents includes the department's budget, actual revenues, actual expenses, balances, debt balances and payments, and endowments for Fiscal Year 2014-15. The report notes an operating surplus of \$2,533. The report also identifies an unrestricted fund balance of \$343,325 at the end of FY 2014-15, or approximately 4.4% of FY 2014-15 expenditures.

The report notes a record high in funds raised for student-athlete scholarships and program support. Giving to student-athlete scholarships and program support increased 33 percent over the previous year, and for the first time in the department history giving exceeded the \$1 million mark.

IV. Compliance

The report to the Regents identifies four self-reported NCAA violations. The report includes a certification that there are no investigations or reviews of the Athletic Department or personnel by the institution, NCAA, or law enforcement underway at this time.

Included in the report is an NCAA-required report on Agreed-Upon Procedures, issued by UW-Milwaukee Internal Audit, for the year ending on June 30, 2014. The auditor noted a number of issues pertaining to contract administration and classification of expenses.

The report also includes the most recent Horizon League Compliance Review, dated November 8-10, 2010. This same Review was also included in the department's report to the Regents in December 2014 and in December 2013. Actions taken by the Athletics Department specific to the areas of compliance raised in the report was reported to the Board in December 2014.

RELATED REGENT POLICIES

Regent Policy Document 10-1: Endorsement of the Statement of Principles from the Knight Foundation Commission on Intercollegiate Athletics



University of Wisconsin-Green Bay

Intercollegiate
Athletics
Department
Summary

Drafted for the Board of Regents, November 2015

TABLE OF CONTENTS

1. INTRODUCTION	1
A. MISSION OF GREEN BAY INTERCOLLEGIATE ATHLETICS	1
B. HISTORY OF GREEN BAY INTERCOLLEGIATE ATHLETICS	1
C. NATIONAL COLLEGIATE ATHLETIC ASSOCIATION (NCAA) CLASSIFICATION	1
D. HORIZON LEAGUE	2
E. YEAR IN REVIEW (2014-15)	2
 2. FINANCIAL INFORMATION	 6
A. 2014-15 GREEN BAY ATHLETICS BUDGET REPORT	6
B. 2013-14 AGREED-UPON PROCEDURES REPORT	7
C. 2014-15 GREEN BAY ATHLETICS CASH BALANCES	7
D. 2014-15 GREEN BAY ATHLETICS ENDOWMENT REPORT	7
 3. ACADEMIC PROGRESS RATE	 8
A. SPORT BY SPORT	8
B. 3-YEAR TREND CHANGE (PRIORITY SPORTS)	9
C. BENCHMARK FOR ASSESSMENT OF APR.....	9
 4. GRADUATION SUCCESS RATE (GSR)	 9
A. GREEN BAY GSR VS. FEDERAL GRADUATION RATE BY SPORT	10
B. GREEN BAY STUDENT-ATHLETE GSR VS. GENERAL GSR	11
C. GSR FOR PRIORITY SPORTS	11
D. BENCHMARKS FOR ASSESSMENT OF GSR.....	11
 5. ACADEMIC INFORMATION	 11
A. GREEN BAY SPORT BY SPORT GPA	12
B. YEAR BY YEAR GPAs FOR DEPARTMENT	14
C. DECLARED MAJORS	14
D. SPECIAL ADMISSIONS STATEMENT	15
E. BENCHMARK FOR ASSESSMENT OF GPA.....	15
 6. COMPLIANCE INFORMATION.....	 15
A. NCAA MAJOR/MINOR VIOLATIONS REPORT	15
B. NCAA OVERSIGHT CERTIFICATION LETTER.....	15
C. HORIZON LEAGUE CERTIFICATION LETTER.....	16
D. NCAA SELF-STUDY REPORT	16

7. APPENDICES	16
A. APPENDIX A: 2013-14 AGREED-UPON PROCEDURES REPORT	16
B. APPENDIX B: 2014-15 ACADEMIC PROGRESS RATE FROM THE NCAA.....	26
C. APPENDIX C: OFFICIAL 2012-13 GRADUATION SUCCESS RATE REPORT (2007 FRESHMEN COHORT) FROM THE NCAA.....	28
D. APPENDIX D: NCAA MAJOR/MINOR VIOLATIONS REPORT	41
E. APPENDIX E: NCAA ORVERSIGHT CERTIFICATION LETTER	42
F. APPENDIX F: HORIZON LEAGUE COMPLIANCE AUDIT	44
G. APPENDIX G: NCAA SELF STUDY REPORT	53
H. APPENDIX H: BOND PAYMENT DETAIL FOR KRESS CENTER	54

1. INTRODUCTION

The intent of this executive summary is to provide annual information of intercollegiate athletics to the Wisconsin Board of Regents. Information is provided about the Intercollegiate Athletics Department, the NCAA, and the Horizon League. The second section will outline specific information addressing academics, fiscal responsibility and compliance regulation.

A. Mission of Green Bay Intercollegiate Athletics

The Intercollegiate Athletics Department is intended to be an integral component of the educational mission of the University. The Athletics Department is managed consistent with the mission and focus of the University. The University mission offers a context for how the program prepares students to develop critical thinking and problem-solving skills, to practice learning as a life-long activity, to be engaged and contributing citizens, and to enhance the position and image of the University locally, regionally, and nationally.

The program will be administered in a manner to ensure the amateur nature of athletics by responsibly, honestly and effectively recognizing and communicating that student-athletes are, first and foremost, students who possess academic abilities and attain personal growth objectives. The student shall be accorded due respect as a person and is expected to reflect the high academic and behavioral standards of the University. Intercollegiate athletics strives for success in competition while continuing to attract and retain students who succeed academically and athletically and whose careers after graduation are a tribute to them, UW-Green Bay and society.

The Intercollegiate Athletics Department embraces the Horizon League principles of sportsmanship and ethical conduct; is committed to the concept of equitable opportunity for all students and staff regardless of gender or ethnicity; and is administered to substantiate compliance with the University of Wisconsin System, UW-Green Bay, the National Collegiate Athletic Association and the Horizon League rules and regulations, which ensure institutional control and integrity.

Given the impact of a Division I athletics program on a university, community and region, the Director of Athletics serves on the Chancellor's Cabinet and is a direct report to the Chancellor.

B. History of Green Bay Intercollegiate Athletics

The establishment of athletics at UW-Green Bay occurred in September of 1969 with men's soccer followed by men's basketball in the same year, four years after the University of Wisconsin-Green Bay was founded. In November of 1969, the University applied for membership in the National Association of Intercollegiate Athletics (NAIA). In May of 1970, the Phoenix became the mascot and the official name of UW-Green Bay athletic teams. In December 1973, the women's basketball team made its intercollegiate debut. Prior to the 1973-74 season, the men's basketball team and men's soccer team moved to the NCAA Division II ranks. UW-Green Bay requested to enter NCAA Division I athletics in September 1979 and was granted that status beginning Fall of 1981. In 1982, the University joined seven more schools to form the Mid-Continent Conference (MCC) to compete in NCAA Division I athletics. Women's programs transitioned from the NAIA to Division I in 1987-1988 when they joined the North Star Conference. In 1994-1995, the men's and women's programs joined the Midwestern Collegiate Conference which changed its name to the Horizon League in 2001.

C. National Collegiate Athletic Association (NCAA) Classification

Currently, UW-Green Bay sponsors 16 sports programs supporting approximately 260 student-athletes in the sports of men's and women's basketball, men's and women's cross-country, men's and women's golf, men's and women's nordic skiing, men's and women's soccer, women's softball, men's and women's swimming and diving, men's and women's tennis, and women's volleyball. UW-Green Bay has enjoyed successes with NCAA tournament

appearances in men's basketball, women's basketball, men's soccer, softball, men's tennis and volleyball, as well as individual appearances in men's golf, and men's and women's nordic skiing. The University has had three conference affiliations while participating in Division I NCAA athletics: the men's programs participated in the Mid-Continent Conference, the women in the North Star Conference, and both joined the Midwestern Collegiate Conference/Horizon League.

D. Horizon League

In its 37th season of operation in the 2015-2016 academic year, the Horizon League continues to aspire toward its goal of being one of the nation's leading athletics conferences while being recognized as a leader in the development of student-athletes as leaders and role models.

The Horizon League membership features ten public and private institutions that have impressive academic reputations and a storied tradition of broad-based athletic programs. Membership includes Cleveland State University, the University of Detroit Mercy, the University of Illinois at Chicago, Oakland University, Valparaiso University, the University of Wisconsin-Green Bay, the University of Wisconsin-Milwaukee, Wright State University, and Youngstown State University. Northern Kentucky was admitted into the Horizon League effective July 1, 2015.

The Horizon League's primary focus is to add value to the educational experience through its four platforms: athletic performance, academic achievement, community outreach, personal responsibility and accountability. It is the League's belief that athletics is a powerful and visible resource tool that can be used to enhance student-athletes' collegiate experience. The Horizon League's goals are to enhance the holistic university experience for the student-athlete, to create an affiliation of institutions with similar athletic goals, and to adhere to the principles of integrity, diversity, excellence, and growth. The Horizon League sponsors competition in 19 sports – nine for men (baseball, basketball, cross country, golf, soccer, swimming and diving, indoor track and field, outdoor track and field, and tennis), and ten for women (basketball, cross country, golf, soccer, softball, swimming and diving, indoor track and field, outdoor track and field, tennis and volleyball).

The League receives automatic bids to NCAA championships in baseball, men's and women's basketball, men's and women's golf, men's and women's soccer, softball, men's and women's tennis, and women's volleyball. The Horizon League is headquartered in Indianapolis, the "Amateur Sports Capital of the World," with offices in the Pan American Plaza (201. S. Capitol Avenue), located a block from Lucas Oil Stadium and just minutes from the Bankers Life Fieldhouse, the State Capitol Building, Victory Field (home of the Indianapolis Indians) and the NCAA national office.

Jonathan B. (Jon) LeCrone is in his 24th year as Commissioner of the Horizon League, having been named to the position on May 11, 1992, and is the fifth-longest tenured commissioner among the 31 Division I conferences.

E. Year in Review

The following information provides an overview of personnel transition, academic success, competitive accomplishments and includes the many occasions where athletics put the institution in the national spotlight.

Academic Year 2014-2015

Personnel

- Jeremy Bonomo hired as men's soccer head coach
- John O'Reilly hired as assistant men's soccer coach
- Kimberly Brandao hired as women's soccer head coach
- Ally Bales hired as assistant women's soccer coach

- Linc Darner hired as head men's basketball coach
- Randall Herbst, Ben Swank, Richard Davis, Rion Rayfield hired as assistant men's basketball coaches and men's basketball director of operations
- Lee Reinke hired as head men's golf coach
- Reed Robelot hired as head men's and women's swimming and diving coach
- Tara Dowling hired as men's and women's swimming and diving assistant coach
- Daniel Bickett hired as men's and women's tennis head coach.
- Greg Bachkora hired as softball assistant coach
- Adam Miller appointed Horizon League Administrative Liaison for women's soccer
- Kassie Batchelor elevated to Senior Woman Administrator
- Director of Athletics Mary Ellen Gillespie appointed to the NCAA Division I Women's Basketball Committee (the first Horizon League representative to the committee)
- Chancellor Gary Miller appointed to the NCAA Committee on Infractions (the first sitting Chancellor to be appointed to the COI).

Academic Accomplishments

Fall 2014

- For the 30th consecutive semester, the student-athlete GPA is above a 3.0. Fall 2014 is 3.2
- 12 teams achieved a 3.0 or higher in Fall 2014
- 112 student-athletes with a GPA above 3.5 (47.5%)
- 24 student-athletes earned a 4.0 (10%)
- The men's and women's swimming and diving teams were recognized by the CSCAA for having a team cumulative GPA of 3.0 or higher.
- Eight student-athletes from the nordic ski teams were named to the National Collegiate Ski Coaches Association for maintaining cumulative GPA's of 3.5 or above.
- Ten Phoenix student-athletes graduated from UW-Green Bay at the end of the fall semester and participated in December's commencement.

Spring 2015

- The spring 2015 semester marked the 31st straight semester the department posted a GPA of 3.0 or higher and posted the highest GPA in UWGB history with 3.3.
- 14 teams achieved a 3.0 or higher in Spring 2015
- 123 student-athletes with a GPA above 3.5 (55.41%)
- 39 student-athletes earned a 4.0 (17.57%)
- Thirty-two Phoenix student-athletes graduated from UW-Green Bay in May's commencement; two others received Master's degrees.
- Men's and women's swimming and diving teams earned Scholar All-American status for the spring 2015 semester.
- Ryan Korslin, men's swimming, received Honorable Mention Scholar All-America Honors
- Volleyball earned AVCA Team Academic Award
- Women's basketball made its seventh all-time appearance on the WBCA Honor Roll

Athletic Accomplishments

- Two Horizon League Season Championships
- Two Horizon League Tournament Championships
- One Horizon League Relay Championship
- Two Horizon League Individual Championships
- Two NCAA post-season appearances
- One NIT post-season appearance
- 15 Horizon League Player of the Week honors

Women's Soccer

- Made its first appearance in Horizon League tournament since 2009
- Won a home postseason game for the first time since 1994
- Won 11 games, the most in the program's Horizon League era
- Scored 36 goals, the most in the program's Horizon League era

Men's Tennis

- Senior Michael Tenzer became the first Green Bay singles player in program history to become nationally ranked (Jan. 6)
- The program has won four Horizon League Player of the Week accolades.
- Head coach Mark Thomas claimed his 100th career victory.
- Claimed victories over in-state rivals Marquette and Wisconsin, the first such victory over each in program history.
- Clinched fourth consecutive Horizon League Regular Season Championship.
- Michael Tenzer and Leopold Gomez Islinger were named first-team all-conference. Howard Scott was named second-team.
- Mark Thomas was named coach of the year.
- Reached the NCAA Tournament and faced off against Illinois

Men's Basketball

- Won the 2014 Gulf Coast Showcase (Keifer Sykes MVP)
- Claimed the first road win over a ranked team in program history (at No. 15/15 Miami)
- Ranked No. 1 nationally in RPI as late as Dec. 13
- Advanced to the championship game of the Horizon League tournament for the first time since 1998.
- Keifer Sykes broke the Horizon League's record with 13 career Player of the Week honors.
- Sykes was voted Horizon League Player of the Year for the second-straight season.
- Sykes named an Associated Press Honorable Mention All-American.
- Sykes was selected to participate in the 2015 State Farm College Slam Dunk Contest on ESPN and finished in second place.
- Led Horizon League in average paid and actual attendance per game.
- Advanced to post season NIT

Women's Basketball

- Posted 5 wins over BCS conference opponents
- Megan Lukan became the program's all-time assists leader
- Horizon League Regular Season Champions
- Horizon League Tournament Champions
- Advanced to the NCAA Tournament for the 15th time

- Tesha Buck was named MVP of the Horizon League Tournament
- Buck, Megan Lukan and Mehryn Kraker were all named All-Horizon League
- Head coach Kevin Borseth earned his 600th career win
- Megan Lukan made the Canadian National Rugby Team and will compete in the 2016 Olympics
- Led Horizon League in attendance

Men's Swimming & Diving

- Finished fourth at the Horizon League Championships
- The 200-meter freestyle relay team (Casey Murphy, Ben Loeffelholz, Zack Parkin, Willem Poelmans) claimed the title at the Horizon League Championships.

Women's Swimming & Diving

- Finished third at the Horizon League Championships
- Sophomore Claire Frederick claimed two individual conference titles

Men's Nordic Skiing

- Freshman Jake Ajax qualified for postseason competition at the U.S. Junior Nationals.

Visibility/Image/External Accomplishments

- Kress Events Center has 137,419 users to fitness classes, rec center usage
- Intramural participation remains strong with 4,021 participants
- Kress Events Center served as host for several community/regional/state/D1 athletics events bringing over 75,000 visitors to campus. Some events include:
 - High school commencements
 - Horizon League Women's Basketball Championship
 - Shawano Sundrop Shootout
 - Lambeau Leap Gymnastics event
 - UWGB Commencement
 - WIAA Girls Basketball
 - High school boys swim practice
- UWGB, through the athletics vehicle, has received national and regional media attention from the following platforms:

- ESPN.com
 - ESPN's SportsCenter
 - Big Ten Network
 - NCAA.com
 - Fox Sports Live (nightly news)
 - CBSSports.com
 - Yahoo.com
 - YahooSports.com
 - SportsIllustrated.com
 - Sporting News
 - Basketball Times
 - NBC Sports.com
 - Bleacher Report
 - Fox Sports
 - USA Today Sports
 - CollegeInsider.com
 - MidMajorMadness.com
 - Green Bay Press-Gazette
 - Fox 11 (local TV)
 - NBC 26 (local TV)
 - WFRV (local TV)
 - WBAY (local TV)
 - WNFL (local radio)
 - WIXX (local radio)
 - WDUZ (local radio)
 - Time Warner Cable SportsChannel
 - Milwaukee Journal-Sentinel
 - Winona Daily News
 - Racine Journal-Times
 - Chicago Tribune
 - Chicago Sun-Times
- Annual Phoenix Packers Steak Fry set new records in both attendance (955) and revenue (\$150,180)
 - Phoenix Fund raises record high of \$1,100,743 for student-athlete scholarships and program support. This is a 33% increase over the previous year and the first time in department history giving has surpassed the \$1 million mark.
 - Women's basketball raised an all-time high \$103,881 at its Prevea Fore Hoops Golf Classic.
 - Green Bay Athletics, through the UW System formal bid process, selected and began an apparel partnership with Adidas, signing a seven year contract – one of the largest contracts awarded to a non-football D1 institution
 - The University, through the UW System formal bid process, selected and entered into a partnership with Pepsi, which will now serve as the official beverage provider for UW-Green Bay and the Green Bay Phoenix
 - The Kress Center and the Green Bay Phoenix, through a Horizon League bid process, was selected to serve as the official host of the 2016 Horizon League Women's Basketball Championship, with all 10 teams coming to Green Bay on March 10-13, 2016
 - Men's basketball former players signed to play professionally: Keifer Sykes with the San Antonio Spurs; Alfonso McKinnie with the East Side Pirates in Luxembourg; Alec Brown with Rio Natura Monbus Obradoiro in Spain's top league.

2. Financial Information

A. 2014-15 Green Bay Athletics Final Budget Report

The Athletics Final Budget Report includes only the revenues and expenses that are included state accounts (102, 128, 133/233, 187 and tuition remissions). This report does not include the gross revenue and expenses in the UW-Green Bay Foundation, University Indirect Facilities and Maintenance Expenses and in-kind donations.

2014-15 Green Bay Athletics Final Budget Report

REVENUE		BUDGET		ACTUAL
University Support	\$	3,156,549	\$	3,286,638

Student Fees	\$	1,304,495	\$	1,304,495
Ticket Sales	\$	685,069	\$	747,900
Phoenix Fund Support	\$	611,150	\$	1,100,743
NCAA Distributions	\$	357,123	\$	388,044
Sponsorships	\$	230,000	\$	205,456
Guarantees	\$	50,000	\$	192,300
Other Revenue	\$	230,455	\$	205,456
187 Funding	\$	247,500	\$	247,500
Gift/Grant Revenue	\$	70,552	\$	74,849
Total Revenue	\$	6,942,894	\$	7,753,381

EXPENSES		BUDGET		ACTUAL
Salaries & Fringes	\$	2,445,355	\$	2,730,905
Operating	\$	1,798,083	\$	2,451,232
Financial Aid	\$	2,625,888	\$	2,490,879
Gift/Grant Expenses	\$	77,832	\$	77,832
Total Expenses	\$	6,947,158	\$	7,750,848
Net Operating Margin	\$	(4,264)	\$	2,533

Notes:

1. Tuition remissions provided by the University and used for athletic scholarships are included in the University Support line (\$2,028,225).
2. Actual revenues include contributions from the booster clubs towards operating expenses (i.e. team travel, equipment, recruiting, etc). The Budget figures do not include any estimated contributions from booster clubs.
3. Nine coaches (3 head and 6 assistant) have contracts that include Additional Compensation in excess of their base salaries. The Athletics Department raises funds to support payment of the Additional Compensation in the coach's contracts. Prior to 2013-14 the amount of Additional Compensation was not included in the Athletics Department budget.

B. 2013-14 Agreed-Upon Procedures Report

Please see Appendix A for the complete report.

**The audit on the 2014-15 report has not been completed as of the date of this report. Given the timing of UWGB's report to the Board of Regents, this Agreed-Upon Procedures Report is for the prior fiscal year.*

C. 2014-15 Green Bay Athletics Cash Balances

Account	Amount
Fund 128	\$818.48
Foundation – Unrestricted	\$14,996.46

Foundation – Restricted Men's Basketball	\$154,251.64
Foundation – Restricted Women's Basketball	\$36,535.94
Women's Basketball Booster Club	\$75,981.54
Swim Team Booster Club	\$18,004.44
Total	\$343,325.41

D. 2014-15 Green Bay Athletics Endowment Report

The Green Bay Athletics Endowment balance as of June 30, 2015 was:

Book Value \$806,163.45

Market Value \$826,266.18

The figures above do not include the value of endowed scholarships dedicated to Athletics.

3. Academic Progress Rate

The NCAA holds Division I institutions accountable for the academic progress of their student-athletes through the Academic Progress Rate (APR), a team-based metric that accounts for the eligibility and retention of each student-athlete, each term.

Currently, teams must earn a minimum 900 four-year APR or a 930 two-year average (of the two most recent years) to be eligible to participate in NCAA postseason competition. Beginning with the 2014-15 academic year, teams must earn a 930 four-year APR to complete in postseason competition.

APR is calculated by term. Each term, a student-athlete receiving athletically related financial aid may earn one retention point for staying in school and one eligibility point for being academically eligible. A team's total points are divided by points possible and then multiplied by one thousand to equal the team's Academic Progress Rate.

Please see Appendix B for the 2014-15 Academic Progress Rate from the NCAA (APR rates for the previous year are released each spring; 2013-14 is the most recent published data).

A. Sport by Sport

SPORT	2014-15 APR SCORE	4-YEAR APR SCORE	NCAA 4-YEAR
MEN'S BASKETBALL	942	950	961
WOMEN'S BASKETBALL	1000	990	975
MEN'S CROSS COUNTRY	1000	1000	977
WOMEN'S CROSS COUNTRY	1000	1000	986
MEN'S GOLF	1000	987	979
WOMEN'S GOLF	935	985	987
MEN'S SKIING	944	987	982

WOMEN'S SKIING	1000	993	987
MEN'S SOCCER	954	930	971
WOMEN'S SOCCER	989	989	984
WOMEN'S SOFTBALL	947	986	981
MEN'S SWIMMING	963	967	979
WOMEN'S SWIMMING	991	993	988
MEN'S TENNIS	1000	993	978
WOMEN'S TENNIS	903	956	985
WOMEN'S VOLLEYBALL	956	990	983

B. 3-Year Trend Change (Priority Sports)

The table below lists the single year APR scores for the five priority sports for the 2012-2013, 2013-2014 and 2014-15 academic years.

PRIORITY SPORTS	2013-14	2014-14	2014-15
MEN'S BASKETBALL	939	940	942
WOMEN'S BASKETBALL	1000	1000	1000
MEN'S SOCCER	870	943	954
WOMEN'S SOCCER	980	1000	989
WOMEN'S VOLLEYBALL	1000	1000	956

C. Benchmarks for Assessment of APR

1. Maintain Academic Progress Rates that are higher than the NCAA minimum for each sport

4. Graduation Success Rate (GSR)

The NCAA Graduation Success Rate (GSR) is designed to show the proportion of student-athletes on any given team who earn a college degree. The NCAA has imposed a new set of academic standards in order to hold teams and institutions accountable for how well student-athletes progress towards a degree.

The GSR was developed in response to colleges and universities who asked for an alternative rate that more accurately reflects the movement among college student-athletes. The GSR takes into account incoming transfers who graduate from a different institution than the one they started at and transfers who leave an institution in good standing.

The Federal Graduation Rate (FGR) is compiled by the U.S. Department of Education and is used as an indicator of academic success of college student-athletes. FGR measures the percentage of first-time, full-time freshman who graduate within six years of entering their original four-year institution. The NCAA developed its GSR in response to criticism that the FGR understates the academic success of student-athletes because the FGR method does not take into account two important factors in college athletics:

1. When student-athletes transfer from an institution before graduating and is in good academics standing (perhaps to transfer to another institution for more playing time, different major, or to go pro); and
2. Those student-athletes who transfer to an institution (e.g., from a community college or another 4-year college) and earn a degree.

The FGR treats transfers as non-graduates for the original institution the student-athlete attended, even if that student-athlete later graduates from another institution. Also, the FGR does not include that student-athlete in the graduation rates at the new institution where he/she does graduate. Therefore, once a student-athlete transfers to another school he/she is no longer recognized in the calculated graduation rate. The GSR takes into account both factors and gives credit to institutions for successful transfers, whether they are leaving or entering an institution.

The following is a summary for the 2014-15 Graduate Success Rate report. Please see Appendix C for the official 2014-15 Graduation Success Rate Report (2008 freshmen cohort) from the NCAA.

A. Green Bay GSR vs. Federal Graduation Rate by Sport

SPORT	2014-15 GSR	2014-15 FGR
MEN'S BASKETBALL	91%	55%
WOMEN'S BASKETBALL	100%	77%
MEN'S CROSS COUNTRY	100%	67%
WOMEN'S CROSS COUNTRY	100%	100%
MEN'S GOLF	88%	83%
WOMEN'S GOLF	80%	44%
MEN'S SKIING	100%	60%
WOMEN'S SKIING	88%	60%
MEN'S SOCCER	85%	57%
WOMEN'S SOCCER	76%	58%
WOMEN'S SOFTBALL	90%	77%
MEN'S SWIMMING	90%	77%

WOMEN'S SWIMMING	100%	91%
MEN'S TENNIS	100%	75%
WOMEN'S TENNIS	100%	71%
WOMEN'S VOLLEYBALL	100%	73%

B. Green Bay Student-Athlete GSR vs. General Student Body Graduation Success Rate

ACADEMIC YEAR	GREEN BAY STUDENT-ATHLETE GSR	GREEN BAY STUDENT BODY GSR
2006 FRESHMAN COHORT (REPORTED IN 2012-13)	83%	51%
2007 FRESHMAN COHORT (REPORTED IN 2013-2014)	66%	46%
2008 FRESHMAN COHORT (REPORTED IN 2014-2015)	65%	51%

C. GSR for Priority Sports

SPORT	2012-13 (2006 FRESHMAN COHORT)	2013-2014 (2007 FRESHMAN COHORT)	2014-2015 (2008 FRESHMAN COHORT)
MEN'S BASKETBALL	100%	92%	91%
WOMEN'S BASKETBALL	100%	100%	100%
MEN'S SOCCER	81%	82%	85%
WOMEN'S SOCCER	71%	67%	76%
WOMEN'S VOLLEYBALL	100%	100%	100%

D. Benchmarks for Assessment of GSR

1. Maintain a student-athlete graduation rate that is higher than the UW-Green Bay general student body
2. Maintain a department wide student-athlete NCAA graduation rate that is higher than the average for peer institutions

3. Maintain a student-athlete NCAA graduation that is higher than the average for peer institutions for each sport

5. Academic Information

Academics are considered a top priority by the UW-Green Bay Athletics Department. It boasts 31 straight semesters of a department GPA of 3.0 or higher. Our 2014-15 department GPA of 3.30 was the highest year in Green Bay athletics history.

A. Green Bay Sport by Sport GPA

SPORT	FALL 2014	SPRING 2015
MEN'S BASKETBALL	2.54	1.92
WOMEN'S BASKETBALL	3.46	3.61
MEN'S CROSS COUNTRY	2.85	3.14
WOMEN'S CROSS COUNTRY	3.56	3.73
MEN'S GOLF	3.09	3.38
WOMEN'S GOLF	2.72	3.36
MEN'S SKIING	3.40	3.36
WOMEN'S SKIING	3.57	3.60
MEN'S SOCCER	2.75	2.93
WOMEN'S SOCCER	3.36	3.58
WOMEN'S SOFTBALL	3.30	3.44
MEN'S SWIMMING	3.13	3.19
WOMEN'S SWIMMING	3.52	3.52
MEN'S TENNIS	3.79	3.80
WOMEN'S TENNIS	3.33	3.42
WOMEN'S VOLLEYBALL	3.67	3.70

B. Year by Year GPAs for Department

YEAR	GPA
2014-2015	3.30
2013-2014	3.20
2012-2013	3.26
2011-2012	3.23
2010-2011	3.14
2009-2010	3.13
2008-2009	3.12
2007-2008	3.04
2006-2007	3.11
2005-2006	3.07

C. Declared Majors

MAJOR	NUMBER OF STUDENT-ATHLETES	% OF STUDENT-ATHLETES TAKING THAT MAJOR	% OF STUDENT BODY TAKING THAT MAJOR
ACCOUNTING	3	1.2%	2.4%
ART	0	0%	1.1%
ARTS MANAGEMENT	0	0.0%	0.5%
BIOLOGY	5	2.1%	1.7%
BUSINESS ADMINISTRATION	38	15.0%	10.3%
CHEMISTRY	4	1.7%	0.7%
COMMUNICATION	10	4.1%	2.1%
COMPUTER SCIENCE	1	0.4%	1.6%
DEMOCRACY & JUSTICE STUDIES	1	.6%	0.9%
DESIGN ARTS	4	1.5%	1.5%
ECONOMICS	2	0.8%	0.4%

ELEMENTARY EDUCATION	8	3.1%	2.0%
ENGLISH	2	0.8%	2.1%
ENVIRONMENTAL POLICY & PLANNING	2	1.0%	0.5%
ENVIRONMENTAL SCIENCES	5	1.9%	0.9%
FIRST NATIONS STUDIES	1	0.4%	0.1%
FRENCH	0	0.0%	0.1%
GEOSCIENCE	1	0.4%	0.2%
GERMAN	0	0.0%	0.0%
HEALTH INFORMATION MGMT & TECH	0	0.0%	2.0%
HISTORY	0	0.0%	1.1%
HUMAN BIOLOGY	22	8.9%	4.0%
HUMAN DEVELOPMENT	13	5.2%	3.0%
HUMANISTIC STUDIES	3	1.0%	0.5%
INDIVIDUAL MAJOR	1	0.2%	0.1%
INFORMATION SCIENCES	1	0.4%	0.5%
INTERDISCIPLINARY STUDIES (1)	0	0.0%	11.6%
MATHEMATICS	2	0.6%	0.7%
MUSIC	1	0.4%	0.9%
NURSING (1)	0	0.0%	7.3%
PHILOSOPHY	0	0.0%	0.2%
POLITICAL SCIENCE	0	0.0%	0.6%
PSYCHOLOGY	9	3.5%	4.4%
PUBLIC ADMINISTRATION	0	0.0%	0.5%
SOCIAL WORK	0	0.0%	1.1%
SPANISH	4	1.7%	0.6%
THEATRE	0	0.0%	0.8%

UNDECLARED	100	41.5%	30.5%
URBAN & REGIONAL STUDIES	1	0.4%	0.1%

(1) Interdisciplinary Studies has two tracks, which are both completed primarily online and serve returning adults who cannot participate in traditional programs. The Nursing major also has several tracks and is a degree completion program for students who have already completed an Associate's degree in nursing at another school. Two of the nursing tracks are also online programs.

D. Special Admissions Statement

Green Bay athletics does not have a Special Admissions policy.

E. Benchmarks for Assessment of GPA

Maintain a student-athlete cumulative GPA of 3.0 or greater each semester

6. Compliance Information

A. NCAA Major/Minor Violations Report

See Appendix D

B. NCAA Oversight Certification Letter

See Appendix E

C. Horizon League Compliance Audit

See Appendix F

E. NCAA Self-Study Report

See Appendix G

Appendix A



January 15, 2015

Chancellor Gary L. Miller
University of Wisconsin-Green
Bay 2420 Nicolet Drive
Green Bay, Wisconsin 54311-7001

Dear Chancellor Miller:

We have performed the agreed-upon procedures enumerated in the attached report for the sole purpose of assisting you in evaluating whether the accompanying *Statement of Revenues and Expenses* for the University of Wisconsin-Green Bay Athletics Department is in compliance with National Collegiate Athletic Association Constitution 3.2.4.16 for the year ended June 30, 2014. The University of Wisconsin-Green Bay administration and staff are responsible for the *Statement of Revenues and Expenses* and the University's compliance with those requirements.

This agreed-upon-procedures engagement was conducted in accordance with attestation standards established by the American Institute of Certified Public Accountants as well as requirements enumerated in the NCAA Constitution and common auditing practices. The sufficiency of these procedures is solely the responsibility of those parties specified in this report. Consequently, we make no representation regarding the sufficiency of the procedures described in the *Report on Agreed-Upon Procedures* either for the purpose for which this report has been requested or for any other purpose.

We were not engaged to and did not conduct an examination, the objective of which would be the expression of an opinion on the accompanying *Statement of Revenues and Expenses*. Accordingly, we do not express such an opinion. Had we performed additional procedures, other matters might have come to our attention that would have been reported to you.

This report is intended solely for the information and use of the Chancellor, management of the University of Wisconsin-Green Bay, the Athletics Department, and authorized representatives of the National Collegiate Athletic Association and is not intended to be, and should not be, used by anyone other than these specified parties.

Very truly yours,
Paul W. Rediske,

Director of Internal Audit University of Wisconsin-Milwaukee

Attachments

c: Vice Chancellor Kelly Franz
Director of Athletics Mary Ellen Gillespie Assistant
Athletic Director Brendan Gildea Accountant/Auditor
Kelly Selner
UW System Chief Audit Executive Lori Stortz UWM Vice
Chancellor Robin Van Harpen

INDEPENDENT ACCOUNTANT'S REPORT ON AGREED- UPOIN PROCEDURES

SCOPE

We performed the minimum agreed-upon procedures for revenues and expenses associated with the UW-Green Bay Athletics Department for activities occurring in fiscal year 2014, which are reflected in the attached *Statement of Revenues and Expenses*. Our report includes procedures and findings for each area of review.

The *Capital Expenditure Survey* has no agreed-upon procedures to conduct and therefore none of its content is included in this report.

REVENUES

For all revenues reviewed, we performed agreed-upon procedures. We compared and agreed each operating revenue category reported in the statement during the reporting period to supporting schedules provided by the institution, compared and agreed a sample of operating revenue receipts obtained from the operating revenue supporting schedules to adequate supporting documentation, and compared each major revenue account to prior period amounts and budget estimates. We also obtained and documented an understanding of any significant variations.

The following issues concerning the administration of certain revenue generating contracts were identified:

Contract Administration

Contract administration involves the process of systematically and efficiently managing contract creation, execution and analysis for the purpose of maximizing financial and operational performance and minimizing risk. We noted three contracts where opportunities for improvement are likely to exist.

1. Prevea Clinic, Inc.

In March 2013, UW-Green Bay Athletics entered into a *Services Agreement* with Prevea Clinic, Inc. (a physician owned multi-specialty clinic). The purpose of the agreement is to engage and retain Prevea to be the University's exclusive medical services partner for student athletes. Prevea agreed to provide these services to further its commitment to the student athletes and community it serves. The following issues concerning the agreement were noted:

- a. Both Board of Regent Policy, *General Contract Signature Authority, Approval, and Reporting* (13-1) and UW System Policy, *Extramural Support Administration* (G2), require agreements with private profit-making

organizations in excess of \$500,000 to be formally accepted by the Board of Regents prior to execution.

The agreement with Prevea has a five-year term. Gift-in-kind services provided to UW-Green Bay Athletics by Prevea are valued at \$244,350 annually (or \$1.2 million over the five-year life of the contract). This contract was approved on behalf of UW-Green Bay by its Athletic Director. **Recommendation (#1): UW-Green Bay Athletics should consult with the UW System Office of General Counsel to determine whether retroactive approval by the Board of Regents is needed.**

- b. UW System Policy, *Extramural Support Administration* (G2), requires that gifts-in-kind, from all sources, be included in the Board of Regents reporting process. **Recommendation (#2): UW-Green Bay Athletics should ensure the Services Agreement with Prevea follows the gift-in-kind reporting requirements in G2.**

2. PMI Entertainment Group

In September 2013, UW-Green Bay Athletics entered into a *Lease Agreement* with PMI Entertainment Group (a non-stock, for-profit corporation). This agreement allows UW-Green Bay Athletics to lease the Resch Center for Men's Basketball games. The following issue concerning the agreement was noted:

- ✓ Both Board of Regent Policy, *General Contract Signature Authority, Approval, and Reporting* (13-1) and UW System Policy, *Extramural Support Administration* (G2), require leases and agreements with private-profit making organizations in excess of \$500,000 to be formally accepted by the Board of Regents prior to execution.

The agreement with PMI has a five-year term. Costs incurred by UW- Green Bay Athletics and paid to PMI were approximately \$156,000 during the first year of the contract (2013-14). Since first year costs are likely to be representative of the next four years, total costs associated with this agreement are estimated to be \$780,000. This contract was approved on behalf of UW-Green Bay by its Interim Athletic Director and its Chief Business Officer. **Recommendation (#3): UW-Green Bay Athletics should consult with the UW System Office of General Counsel to determine whether retroactive approval by the Board of Regents is needed.**

3. Learfield Communications, Inc.

Effective July 2005, UW-Green Bay entered into a *University Rights Agreement* with Nelligan Sports Marketing, Inc. (now d/b/a Learfield Communications, Inc.). This agreement granted Learfield exclusive broadcast, publication and promotion rights related to UW-Green Bay Athletics as well as the exclusive right to sell, market and engage marketing and promotional activities related to UW- Green Bay Athletics.

The agreement's original term was five years (through June 2010). It was extended for two years without competitive bidding (through June 2012) and it was extended again for five more years without competitive bidding (through June 2017).

The amount paid to Learfield under the terms and conditions of this contract during fiscal year 2013-14 was approximately \$455,000. UW-Green Bay Athletics earned approximately \$199,000 (cash and in-kind) under the terms and conditions of this contract during fiscal year 2013-14. The following issues concerning this agreement were noted:

- a. Both Board of Regent Policy, *General Contract Signature Authority, Approval, and Reporting* (13-1) and UW System Policy, *Extramural Support Administration* (G2), require contracts and agreements with private-profit making organizations in excess of \$500,000 to be formally accepted by the Board of Regents prior to execution.

Considering the length of the extension currently in effect and its annual value, the \$500,000 threshold referenced above appears to have been exceeded. The original five-year agreement was signed on behalf of UW- Green Bay by its Chancellor. The current five-year extension was also signed on behalf of UW-Green Bay by its Chancellor. **Recommendation (#4): UW-Green Bay Athletics should consult with the UW System Office of General Counsel to determine whether retroactive approval by the Board of Regents is needed.**

- b. Based upon distribution of proceeds in fiscal year 2013-14 (with only 30% of total proceeds accruing to UW-Green Bay Athletics), financial terms of the current agreement clearly favor Learfield. **Recommendation (#5): UW-Green Bay Athletics should re-bid this contract on a competitive basis at the earliest possible date. At the same time, UW-Green Bay Athletics should determine whether it might be more cost beneficial to perform this work internally.**

- c. Section VIII of the agreement contains a right-to-audit clause. It gives UW-Green Bay Athletics the right to audit records of Learfield related to the agreement's costs and revenues. Learfield billed UW-Green Bay Athletics \$257,542 for the cost of staffing and running Phoenix Sports Properties, LLC during fiscal year 2013-14. **Recommendation (#6): Under the terms of Section VIII, UW-Green Bay Athletics should perform an audit of Learfield billings for the three fiscal years ending June 30, 2014.**
- d. The value of in-kind services associated with the 2013 *Prevea Services Agreement* was not included in 2013-14 billing statements from Learfield. It is unclear how the Prevea agreement escapes the exclusivity clause of the Learfield contract. **Recommendation (#7): UW-Green Bay Athletics should consult with the UW System Office of General Counsel as to the applicability of the Previa agreement to the Learfield agreement.**

EXPENSES

For all expenses reviewed, we performed agreed-upon procedures. We compared and agreed each operating expense category reported in the statement during the reporting period to supporting schedules provided by the institution, and compared and agreed a sample of operating expenses obtained from supporting schedules to adequate supporting documentation. We also compared and agreed each major expense account to prior period amounts and budget estimates, in addition to obtaining and documenting an understanding of any significant variations.

The following issues involving the classification of certain expenses were identified:

1. Game Expenses

We reviewed a *Travel Expense Report* (TER) for the Head Men Basketball Coach to attend the *Final Four Convention* in Dallas, Texas in April 2014. Expenses of \$2,230.13 were incorrectly classified as *Recruiting*. When we brought this to the attention of UW-Green Bay Athletics, the amount was reclassified to *Other Operating Expenses*.

2. Direct Facilities, Maintenance and Rental

Men's Basketball plays its game off-campus at the Resch Center. UW-Green Bay Athletics contracts with the PMI Entertainment Group to lease the Resch Center. Costs to rent the Resch Center for Men's Basketball Games were incorrectly classified as *Direct Facilities, Maintenance and Rental*. When we brought this to the attention of UW-Green Bay Athletics, \$195,313 was reclassified to *Game Expenses*.

3. Fundraising, Marketing and Promotion

UW-Green Bay Athletics contracts with Learfield Communications, Inc. to perform a wide-range of sports marketing activities. Learfield collects the revenue generated by its marketing efforts; deducts applicable costs, fees and commissions; and remits the net amount. The net amount remitted was incorrectly classified as revenue in *Royalties, Licensing, Advertisements, and Sponsorships*. As a result, costs associated with the contract were not reported. Revenue earned, and expenses incurred, should be accounted for separately/gross with respect to the Learfield contract. When we brought this to the attention of UW-Green Bay Athletics, \$460,294 was added to *Fundraising, Marketing, and Promotion* expense and corresponding increases were made to applicable revenue accounts.

4. Disbursements made directly from the UW-Green Bay Foundation

During 2013-14, UW-Green Bay Athletics initiated approximately 270 transactions that disbursed a total of \$206,000 directly to vendors and employees from accounts at the UW-Green Bay Foundation.

Board of Regent Policy Document 10-1 endorses the *Statement of Principles* recommended by the Knight Foundation Commission on Intercollegiate Athletics. The *Statement of Principles* applies to University of Wisconsin System Division I Institutions at Green Bay, Madison, and Milwaukee. One of the principles states:

All funds raised and spent in connection with intercollegiate athletics programs will be channeled through the institution's general treasury, not through independent groups, whether internal or external. The athletics department budget will be developed and monitored in accordance with general budgeting procedures on campus.

We fully understand that the above-referenced principle cannot be applied without exception. However, based upon a review of disbursements, it appears as though a number could have been expended through a UW-Green Bay account (with transfers made from the Foundation to the University). For example, \$20,355 was expended directly from the Foundation to acquire folding chairs for seating at Men's Basketball games. Application of the principle helps to ensure that the Foundation does not become a means to avoid procurement rules.

Recommendation (#8): To the extent possible, UW-Green Bay Athletics should ensure that funds expended on their behalf are incorporated into the University's regular budgeting and accounting procedures. The reason for any exception should be documented on the UW- Green Bay Foundation's *Expenditure Request Form*.

**UNIVERSITY OF WISCONSIN-GREEN BAY ATHLETICS DEPARTMENT STATEMENT OF REVENUES AND
EXPENSES
FOR THE YEAR ENDED JUNE 30, 2014
(Unaudited)**

<u>REVENUES:</u>	<u>MEN'S BASKETBALL</u>	<u>WOMEN'S BASKETBALL</u>	<u>OTHER SPORTS</u>	<u>NON- PROGRAM SPECIFIC</u>	<u>TOTAL</u>	<u>YEAR</u>	<u>PRIOR</u>	<u>VARIANCE</u>
1 Ticket Sales	\$ 750,782	\$ 203,393	\$ 10,824	\$0	\$ 964,999	\$ 620,836	\$ 344,163	
2 Student Fees	0	0	0	1,304,495	1,304,495	1,242,376	62,119	
3 Guarantees	90,000	0	5,500	0	95,500	63,000	32,500	
4 Contributions	134,810	131,859	33,730	825,198	1,125,597	1,272,906	(147,309)	
5 Compensation and Benefits Provided by Third-Party	0	0	0	0	0	0	0	0
6 Direct State or Other Government Support	0	0	0	247,500	247,500	247,394	106	
7 Direct Institutional Support	327,899	329,513	1,966,412	463,076	3,086,900	3,076,362	10,538	
8 Indirect Facilities and Administrative Support	0	0	0	359,044	359,044	335,988	23,056	
9 NCAA/Conference Distributions	0	16,323	3,803	600,982	621,108	686,011	(64,903)	
10 Broadcast, Television, Radio, and Internet Rights	6,000	0	0	0	6,000	5,337	663	
11 Program Sales, Concessions, Novelty Sales, and Parking	2,610	66,820	9,389	30,081	108,900	107,878	1,022	
12 Royalties, Licensing, Advertisements, and Sponsorships	22,177	15,445	6,543	672,611	716,776	286,675	430,101	
13 Sports Camp Revenues	0	0	33,366	12,074	45,440	32,476	12,964	
14 Endowment and Investment Income	4,644	2,149	5,051	45,903	57,747	47,620	10,127	
15 Other	0	0	0	0	0	0	0	0
16 Total Operating Revenue	\$ 1,338,922	\$ 765,502	\$ 2,095,681	\$ 4,623,304	\$ 8,823,409	\$ 8,196,869	\$ 626,540	
EXPENSES:								
OPERATING EXPENSES								
17 Athletic Student Aid	\$ 308,701	\$ 280,639	\$ 1,925,493	\$ 44	\$ 2,514,877	\$ 2,482,542	\$ 32,335	
18 Guarantees	63,896	4,112	1,800	0	69,808	19,183	50,625	
19 Coaching Salaries, Benefits, and Bonuses Paid by the University and Related Entities	559,828	433,237	537,876	0	1,530,941	1,566,153	(35,212)	
20 Coaching Compensation and Benefits Paid By a Third Party	0	0	0	0	0	0	0	0
21 Support Staff/Administrative Salaries, Benefits, and Bonuses Paid by the University and Related Entities	26,204	17,976	6,340	851,007	901,527	916,093	(14,566)	
22 Support Staff/Administrative Other Compensation and Benefits Paid by a Third Party	0	0	0	0	0	0	0	0
23 Severance Payments	0	0	0	0	0	0	0	0
24 Recruiting	35,234	34,674	26,017	4,000	99,925	112,624	(12,699)	
25 Team Travel	236,570	176,547	500,624	623	914,364	837,248	77,116	
26 Equipment, Uniforms, and Supplies	24,213	15,631	98,437	13,226	151,507	125,091	26,416	
27 Game Expenses	300,615	55,188	75,718	22,547	454,068	338,517	115,551	
28 Fundraising, Marketing, and Promotion	42,474	28,980	0	680,905	752,359	310,100	442,259	
29 Sport Camp Expenses	0	0	1,706	1,484	3,190	22,267	(19,077)	
30 Direct Facilities, Maintenance, and Rental	0	54	20,822	202,175	223,051	40,974	182,077	
31 Spirit Groups	0	0	0	17,100	17,100	29,496	(12,396)	
32 Indirect Facilities and Administrative Support	0	0	0	359,044	359,044	335,988	23,056	
33 Medical Expenses and Medical Insurance	385	90	0	289,775	290,250	218,481	71,769	
34 Membership and Dues	1,800	850	3,540	3,068	9,258	9,114	144	
35 Other Operating Expenses	64,665	42,042	42,904	296,442	566,053	744,474	(178,421)	
36 Total Operating Expenses	\$ 1,691,585	\$ 1,091,021	\$ 3,241,267	\$ 2,830,110	\$ 8,853,983	\$ 8,075,345	\$ 778,638	
NON OPERATING EXPENSE								
37 Transfers to Institution	0	0	0	0	0	0	0	0
38 Total Expenses	\$ 1,691,585	\$ 1,091,021	\$ 3,241,267	\$ 2,830,110	\$ 8,853,983	\$ 8,075,345	\$ 778,638	
EXCESS (DEFICIENCY) OF REVENUES OVER (UNDER) EXPENSES								
	\$ (352,663)	\$ (325,519)	\$ (1,145,586)	\$ 1,793,194	\$ (30,574)	\$ 121,524	\$ (152,098)	

NOTES TO STATEMENT OF REVENUES AND EXPENSES

FOR THE YEAR ENDED JUNE 30, 2014

Note 1: Summary of Significant Accounting Policies

The University of Wisconsin-Green Bay uses a fund accounting system of financial reporting. The main premise of fund accounting is to facilitate the stewardship of financial resources and ensure that these resources are budgeted, received and expended in compliance with legal requirements. The University of Wisconsin-Green Bay has established policies and procedures to ensure that all University assets, including those in the custody of Athletics are appropriated acquired, utilized and disposed.

The *Statement of Revenues and Expenses* has been prepared on the budgetary basis of accounting, which is a comprehensive basis of accounting other than generally accepted accounting principles (GAAP). The budgetary basis for the UW-Green Bay Athletics Department represents the accounting principles used in managing its operations in accordance with its budgetary procedures. The Government Accounting Standards Board establishes generally accepted accounting principles for states and local governmental units in the UW-Green Bay Athletics Department. The most significant differences between the budgetary basis and GAAP (full accrual basis) are as follows:

- Capital asset acquisitions funded by revenues are reported as expenditures rather than as capital assets.
- Depreciation on capital assets is not reported.

The format for the *Statement of Revenues and Expenses* is based upon the prescribed format of the NCAA.

Note 2: Reporting Entity

The UW-GB Athletics Department is responsible for intercollegiate sports programs of the University. The Director of Athletics is responsible for the day-to-day operation of the Athletics Department. The Athletics Department is ultimately governed by the University's Chancellor through authority delegated by the Board of Regents of the University of Wisconsin System, which is a unit of the State of Wisconsin.

The *Statement of Revenues and Expenses* includes all functions related to intercollegiate athletics at UW-Green Bay as well as the accounts of all affiliated organizations under the direct accounting control of the UW-Green Bay Athletics Department. All of the accounts of these affiliated organizations are at the University of Wisconsin-Green Bay Foundation or the University of Wisconsin (Madison) Foundation,

There are no organizations affiliated with UW-Green Bay Athletics that are not under the direct accounting control of the UW-Green Bay Athletics Department.

Note 3: Contributions

The UW-Green Bay Athletics Department receives contributions in support of various intercollegiate sports programs. With the exception of certain donations that are made directly to the UW-Green Bay Athletics Department (primarily in-kind donations), all contributions are initially remitted to the UW-Green Bay Foundation or the UW (Madison) Foundation which are the official not-for-profit fund raising corporations for UW-Green Bay.

Contributions (line 4) includes \$916,668 received by the UW-Green Bay Foundation on behalf of the Athletics Department. In fiscal year 2013-14, the UW-Green Bay Foundation did not receive contributions from any individual or organization constituting more than 10% of all contributions received. As of June 30, 2014, the UW-Green Bay Athletics Department had \$433,407 held at the UW-Green Bay Foundation

During fiscal year 2013-14, the sole UW-Green Bay Athletics Department non-endowment account at the UW (Madison) Foundation was closed and the balance in the account (\$44,495) was transferred to the UW-Green Bay Foundation. During fiscal year 2013-14, no contributions were received on behalf of the UW-Green Bay Athletics Department by the UW (Madison) Foundation.

Contributions (line 4) includes in-kind donations valued at \$244,350 from Prevea Health for professional services provided by its athletic trainers and strength coaches.

Note 4: Commitments and Contingencies

During the ordinary course of business, the UW-Green Bay Athletics Department enters into various long-term commitments with third parties including employment contracts for coaches and administrators.

A major commitment in effect at June 30, 2014 was a lease agreement with PMI Entertainment Group for the Resch Center for the purpose of promoting, managing, occupying and using the facility for the UW-Green Bay Men's Basketball Program. This agreement started with the 2013-14 season and runs through 2017-18. During fiscal year 2013-14, the UW-Green Bay Athletics Department paid PMI \$156,402 under terms of this agreement.

Appendix B

NCAA Division I 2014 - 2015 Academic Progress Rate Institutional Report

Institution: University of Wisconsin-Green Bay

Date of Report: 10/19/2015

This report is based on NCAA Division I Academic Progress Rate (APR) data submitted by the institution for the 2011-12, 2012-13, 2013-14 and 2014-15 academic years. Institutions are encouraged to forward this report to appropriate institutional personnel on campus.

[Note: All information contained in this report is for four academic years. Some squads may still have small sample sizes within certain sport groups. In accordance with the Family Educational Rights and Privacy Act's (FERPA's) interpretation of federal privacy regulations, institutions should not disclose statistical data contained in this report for cells made up of three or fewer students without student consent.]

Sport	APR		Eligibility/Graduation		Retention	
	Multiyear Rate (N)	Multiyear Rate Upper Confidence Boundary	2014 - 2015 (N)	Multiyear Rate	2014 - 2015	Multiyear Rate
Men's Basketball	930 (32)	N/A	942 (13)	971	962	929
Men's Cross Country	1000 (47)	N/A	1000 (11)	1000	1000	1000
Men's Golf	987 (39)	N/A	1000 (9)	987	1000	987
Men's Soccer	987 (40)	N/A	944 (9)	1000	1000	974
Men's Soccer	930 (93)	N/A	954 (19)	939	971	921
Men's Swimming	967 (114)	N/A	963 (30)	967	964	967
Men's Tennis	993 (40)	N/A	1000 (9)	1000	1000	986
Women's Basketball	990 (52)	N/A	1000 (12)	1000	1000	981
Women's Cross Country	1000 (52)	N/A	1000 (14)	1000	1000	1000
Women's Golf	985 (35)	N/A	935 (9)	985	938	985
Women's Softball	916 (91)	N/A	947 (29)	994	973	977

* Denotes data representing three or fewer student-athletes. In accordance with FERPA's interpretation of federal privacy regulations, institutions should not disclose statistical data contained in this report in cells made up of three or fewer students without student consent.

N/A = No APR or not applicable.

N = Number of student-athletes represented.

¹ Denotes APR that does not subject the team to ineligibility for postseason competition based on institutional athletics and student resources and the team's Graduation Success Rate.

² Denotes APR that does not subject the team to ineligibility for postseason competition due to the team's demonstrated academic improvement.

³ Denotes APR that does not subject the team to ineligibility for postseason competition due to the squad-size adjustment. The "upper confidence boundary" of a team's APR must be below 930 for that team to be subject to ineligibility for postseason competition. Squad-size adjustment does not apply to teams with four years of APR data and a multiyear cohort of 30 or more student-athletes.

⁴ Denotes APR that does not subject the team to penalties due to the team's demonstrated academic improvement.

⁵ Denotes APR that does not subject the team to penalties due to the squad-size adjustment. The "upper confidence boundary" of a team's APR must be below 930 for that team to be subject to penalties. The squad-size adjustment does not apply to teams with four years of APR data and a multiyear cohort of 30 or more student-athletes.

⁶ Denotes APR based on a one year cohort, not subject to ineligibility for postseason competition and/or any penalties.

⁷ Denotes APR based on a two year cohort, not subject to ineligibility for postseason competition and/or any penalties.

⁸ Denotes that team is not subject to ineligibility for postseason competition and/or penalties based on institutional resources.

⁹ Denotes APR that requires an APR Improvement Plan be created for this sport.

Appendix B (conti.)

NCAA Division I 2014 - 2015 Academic Progress Rate Institutional Report

Institution: University of Wisconsin-Green Bay

Date of Report: 10/19/2015

Sport	APR		Eligibility/Graduation		Retention	
	Multiyear Rate (N)	Multiyear Rate Upper Confidence Boundary	2014 - 2015 (N)	Multiyear Rate	2014 - 2015	Multiyear Rate
Women's Sailing	993 (38)	N/A	1000 (11)	1000	1000	987
Women's Soccer	989 (99)	N/A	989 (24)	1000	1000	978
Women's Swimming	993 (109)	N/A	991 (28)	1000	1000	986
Women's Tennis	956 (30)	N/A	903 (8)	983	1000	929
Women's Volleyball	900 (34)	N/A	956 (13)	1000	1000	980

- * Denotes data representing three or fewer student-athletes. In accordance with FERPA's interpretation of federal privacy regulations, institutions should not disclose statistical data contained in this report in cells made up of three or fewer students without student consent.
- N/A = No APR or not applicable.
- N = Number of student-athletes represented.
- ¹ Denotes APR that does not subject the team to ineligibility for postseason competition based on institutional, athletic and student resources and the team's Graduation Success Rate.
- ² Denotes APR that does not subject the team to ineligibility for postseason competition due to the team's demonstrated academic improvement.
- ³ Denotes APR that does not subject the team to ineligibility for postseason competition due to the team's demonstrated academic improvement. The "upper confidence boundary" of a team's APR must be below 930 for that team to be subject to ineligibility for postseason competition. Squad-size adjustment does not apply to teams with four years of APR data and a multiyear cohort of 30 or more student-athletes.
- ⁴ Denotes APR that does not subject the team to penalties due to the team's demonstrated academic improvement.
- ⁵ Denotes APR that does not subject the team to penalties due to the team's APR must be below 930 for that team to be subject to penalties. The squad-size adjustment does not apply to teams with four years of APR data and a multiyear cohort of 30 or more student-athletes.
- ⁶ Denotes APR based on a one year cohort, not subject to ineligibility for postseason competition and/or any penalties.
- ⁷ Denotes APR based on a two year cohort, not subject to ineligibility for postseason competition and/or any penalties.
- ⁸ Denotes that team is not subject to ineligibility for postseason competition and/or penalties based on institutional resources.
- ⁹ Denotes APR that requires an APR Improvement Plan be created for this sport.

Appendix C

University of Wisconsin-Green Bay

FRESHMAN-COHORT GRADUATION RATES	All Students	Student-Athletes #
2008-09 Graduation Rate	51%	65%
Four-Class Average	50%	70%
Student-Athlete Graduation Success Rate		92%

1. Graduation-Rates Data

a. All Students

	Freshman Rate Men				Freshman Rate Women				Freshman Rate Total			
	2008-09		4-Class		2008-09		4-Class		2008-09		4-Class	
	N	%	N	%	N	%	N	%	N	%	N	%
Am. Ind./AN	***	***	11	18	***	***	34	38	***	***	45	33
Asian	11	55	54	46	12	50	59	47	23	52	113	47
Black	5	60	19	42	6	17	21	29	11	36	40	35
Hispanic	6	50	23	43	13	23	36	31	19	32	59	36
Nat. Haw./PI	***	***	***	***	***	***	***	***	***	***	***	***
N-R Alien	***	***	21	29	***	***	8	75	***	***	29	41
Two or More	5	40	5	40	3	33	3	33	8	38	8	38
Unknown	***	***	***	***	***	***	***	***	***	***	***	***
White	353	47	1252	49	565	55	2336	53	918	52	3588	51
Total	386	47	1398	47	614	53	2512	52	1000	51	3910	50

b. Student-Athletes

	Freshman Rate Men						Freshman Rate Women						Freshman Rate Total					
	2008-09		4-Class		GSR		2008-09		4-Class		GSR		2008-09		4-Class		GSR	
	N	%	N	%	N	%	N	%	N	%	N	%	N	%	N	%	N	%
Am. Ind./AN	0	-	0	-	0	-	0	-	0	-	0	-	0	-	0	-	0	-
Asian	0	-	0	-	0	-	0	-	0	-	0	-	0	-	0	-	0	-
Black	0	-	***	***	***	***	0	-	***	***	***	***	0	-	***	***	***	***
Hispanic	***	***	***	***	***	***	***	***	***	***	***	***	***	***	***	***	***	***
Nat. Haw./PI	0	-	0	-	0	-	0	-	0	-	0	-	0	-	0	-	0	-
N-R Alien	0	-	***	***	***	***	0	-	***	***	***	***	0	-	***	***	***	***
Two or More	0	-	0	-	0	-	0	-	0	-	0	-	0	-	0	-	0	-
Unknown	***	***	***	***	***	***	***	***	***	***	***	***	***	***	***	***	***	***
White	21	57	63	73	56	95	21	71	115	72	104	92	42	64	178	72	160	93
Total	21	57	86	66	77	91	22	73	118	73	107	93	43	65	204	70	184	92

Appendix C (conti.)

c. Student-Athletes by Sport Category

Baseball				Men's Basketball				Men's CC/Track			
Freshman Rate				Freshman Rate				Freshman Rate			
2008-09 4-Class GSR				2008-09 4-Class GSR				2008-09 4-Class GSR			
Am. Ind./AN	-	-	-	Am. Ind./AN	-	-	-	Am. Ind./AN	-	-	-
Asian	-	-	-	Asian	-	-	-	Asian	-	-	-
Black	-	60-a	83-b	Black	-	-	-	Black	-	-	-
Hispanic	-	0-a	-	Hispanic	-	-	-	Hispanic	-	-	-
Nat. Haw./PI	-	-	-	Nat. Haw./PI	-	-	-	Nat. Haw./PI	-	-	-
N-R Alien	-	0-a	-	N-R Alien	-	-	-	N-R Alien	-	-	-
Two or More	-	-	-	Two or More	-	-	-	Two or More	-	-	-
Unknown	-	-	-	Unknown	-	-	-	Unknown	-	-	-
White	0-a	75-a	100-a	White	0-a	75-a	100-a	White	100-a	67-b	100-a
Total	0-a	55-c	91-c	Total	0-a	55-c	91-c	Total	100-a	67-b	100-a
Football				Men's Other							
Freshman Rate				Freshman Rate							
2008-09 4-Class GSR				2008-09 4-Class GSR							
Am. Ind./AN	-	-	-	Am. Ind./AN	-	-	-				
Asian	-	-	-	Asian	-	-	-				
Black	-	50-a	50-a	Black	-	50-a	50-a				
Hispanic	-	75-a	100-a	Hispanic	-	75-a	100-a				
Nat. Haw./PI	-	-	-	Nat. Haw./PI	-	-	-				
N-R Alien	-	33-b	78-b	N-R Alien	-	33-b	78-b				
Two or More	-	-	-	Two or More	-	-	-				
Unknown	-	100-a	100-a	Unknown	-	100-a	100-a				
White	56-d	74-e	94-e	White	56-d	74-e	94-e				
Total	56-d	68-e	90-e	Total	56-d	68-e	90-e				
Women's Basketball				Women's CC/Track				Women's Other			
Freshman Rate				Freshman Rate				Freshman Rate			
2008-09	4-Class	GSR		2008-09	4-Class	GSR		2008-09	4-Class	GSR	
Am. Ind./AN	-	-	-	Am. Ind./AN	-	-	-	Am. Ind./AN	-	-	-
Asian	-	-	-	Asian	-	-	-	Asian	-	-	-
Black	-	100-a	100-a	Black	-	-	-	Black	-	-	-
Hispanic	-	-	-	Hispanic	-	-	-	Hispanic	100-a	100-a	100-a
Nat. Haw./PI	-	-	-	Nat. Haw./PI	-	-	-	Nat. Haw./PI	-	-	-
N-R Alien	-	-	-	N-R Alien	-	-	-	N-R Alien	-	100-a	100-a
Two or More	-	-	-	Two or More	-	-	-	Two or More	-	-	-
Unknown	-	-	-	Unknown	-	-	-	Unknown	-	-	-
White	50-a	75-c	100-c	White	100-a	100-a	100-b	White	72-d	70-e	91-e
Total	50-a	77-c	100-c	Total	100-a	100-a	100-b	Total	74-d	71-e	91-e

Values for N (a. 1-5, b. 6-10, c. 11-15, d. 16-20, e. greater than 20)

Appendix C (conti.)

2. Undergraduate-Enrollment Data (All full-time students enrolled Fall 2014-15)

a. All Students	Men	Women	Total	b. Student-athletes	Men	Women	Total
	N	N	N		N	N	N
Am. Ind./AN	17	26	43	Am. Ind./AN	0	1	1
Asian	64	58	122	Asian	1	0	1
Black	31	26	57	Black	9	0	9
Hispanic	66	102	168	Hispanic	2	3	5
Nat. Haw./PI	0	2	2	Nat. Haw./PI	0	0	0
N-R Alien	49	31	80	N-R Alien	18	6	24
Two or More	46	71	117	Two or More	6	2	8
Unknown	3	1	4	Unknown	0	0	0
White	1232	2346	3578	White	68	131	199
Total	1508	2663	4171	Total	104	143	247

c. Student-Athletes # By Sports Category

Men	Basketball	Baseball	CC/Track	Football	Other
Am. Ind./AN	0	0	0	0	0
Asian	0	0	0	0	1
Black	7	0	0	0	2
Hispanic	0	0	1	0	1
Nat. Haw./PI	0	0	0	0	0
N-R Alien	3	0	0	0	15
Two or More	2	0	1	0	3
Unknown	0	0	0	0	0
White	1	0	11	0	56
Total	13	0	13	0	78

Women	Basketball	CC/Track	Other
Am. Ind./AN	1	0	0
Asian	0	0	0
Black	0	0	0
Hispanic	0	0	3
Nat. Haw./PI	0	0	0
N-R Alien	2	0	4
Two or More	0	0	2
Unknown	0	0	0
White	9	14	108
Total	12	14	117

#Only student-athletes receiving athletics aid are included in this report.

INFORMATION ABOUT THE GRADUATION RATES REPORT

Introduction.

This information sheet and the NCAA Graduation Rates Report have been prepared by the NCAA, based on data provided by the institution in compliance with NCAA Bylaw 18.4.2.2.1 (admissions and graduation-rate disclosure) and the federal Student Right-to-Know and Campus Security Act. The NCAA will distribute this sheet and the report to prospective student-athletes and parents.

The Graduation Rates Report provides information about two groups of students at the college or university identified at the top of the form: (1) all undergraduate students who were enrolled in a full-time program of studies for a baccalaureate degree; and (2) student-athletes who received athletics aid from the college or university for any period of time during their entering year. [Note: Athletics aid is a grant, scholarship, tuition waiver or other assistance from a college or university that is awarded on the basis of a student's athletics ability.]

The report gives graduation information about students and student-athletes entering in 2008. This is the most recent graduating class for which the required six years of information is available. The report provides information about student-athletes who received athletics aid in one or more of eight sports categories: football, men's basketball, baseball, men's track/cross country, men's other sports and mixed sports, women's basketball, women's track/cross country and other women's sports. For each of those sports categories, it includes information in six self-reported racial or ethnic groups: American Indian or Alaska Native, Asian, Black or African-American, Hispanic or Latino, Native Hawaiian or Pacific Islander, nonresident alien, two or more races, White or non-Hispanic and unknown (not included in one of the other eight groups or not available) and the total (all nine groups combined).

A graduation rate (percent) is based on a comparison of the number (N) of students who entered a college or university and the number of those who graduated within six years. For example, if 100 students entered and 60 graduated within six years, the graduation rate is 60 percent. It is important to note that graduation rates are affected by a number of factors: some students may work part-time and need more than six years to graduate, some may leave school for a year or two to work or travel, some may transfer to another college or university or some may be dismissed for academic deficiencies.

Two different measures of graduation rates are presented in this report: (1) freshman-cohort rate; and (2) Graduation Success Rate (GSR). The freshman-cohort rate indicates the percentage of freshmen who entered during a given academic year and graduated within six years. The GSR adds to the first-time freshmen, those students who entered midyear, as well as student-athletes who transferred into an institution and received athletics aid. In addition, the GSR will subtract students from the entering cohort who are considered allowable exclusions (i.e., those who either die or become permanently disabled, those who leave the school to join the armed forces, foreign services or attend a church mission), as well as those who left the institution prior to graduation, had athletics eligibility remaining and would have been academically eligible to compete had they returned to the institution.

Graduation Rates Report.

1. Graduation Rates Data. The box at the top of the Graduation Rates Report provides freshman-cohort graduation rates for all students and for student-athletes who received athletics aid at this college or university. Additionally, this box provides GSR data for the population of student-athletes. [Note: Pursuant to the Student-Right-to-Know Act, anytime a cell containing cohort numbers includes only one or two students, the data in that cell and one other will be suppressed so that no individual can be identified.]

a. All Students. This section provides the freshman-cohort graduation rates for all full-time, degree-seeking students by race or ethnic group. It shows the rate for men who entered as freshmen in 2008-09, and the four-class average, which includes those who entered as freshmen in 2005-06, 2006-07, 2007-08 and 2008-09. The same rates are provided for women. The total for 2008-09 is the rate for men and women combined and the four-class average is for all students who entered in 2005-06, 2006-07, 2007-08 and 2008-09.

b. Student-Athletes. This section provides the freshman-cohort graduation rates and also the GSR for student-athletes in each race and ethnic group who received athletics aid. Information is provided for men and women separately and for all student-athletes.

c. Student-Athletes by Sports Categories. This section provides the identified graduation rates as in 1-b for each of the eight sports categories. (The small letters indicate the value of N).

2. Undergraduate Enrollment Data.

a. All Students. This section indicates the number of full-time, undergraduate, baccalaureate, degree-seeking students enrolled for the 2014 fall term and the number of men and women in each racial or ethnic group.

b. Student-Athletes. This section identifies how many student-athletes were enrolled and received athletics aid for the 2014-15 academic year and the number of men and women in each racial or ethnic group.

c. Student-Athletes by Sports Categories. This section provides the enrollment data as identified in 3-b for each of the eight sports categories.

GSR Search

[Search Again](#)

Please note reports from previous years may differ from numbers posted below due to submission of updated data. Numbers on this page are the correct figures.

Cohort Year	Institution	Conference	Sport	State	GSR	FOR	GSR Rpt	FOR Rpt
2008	University of Illinois at Chicago	Horizon League	Overall	IL	82	70		
2008	University of Illinois at Chicago	Horizon League	Baseball	IL	84	55		
2008	University of Illinois at Chicago	Horizon League	Men's Basketball	IL	47	38		
2008	University of Illinois at Chicago	Eastern College Athletic Conference	Men's Gymnastics	IL	91	91		
2008	University of Illinois at Chicago	Horizon League	Men's Soccer	IL	67	48		
2008	University of Illinois at Chicago	Horizon League	Men's Swimming and Diving	IL	82	76		
2008	University of Illinois at Chicago	Horizon League	Men's Tennis	IL	90	60		
2008	University of Illinois at Chicago	Horizon League	Men's Track	IL	56	47		
2008	University of Illinois at Chicago	Horizon League	Women's Basketball	IL	88	82		
2008	University of Illinois at Chicago	Independent	Women's Gymnastics	IL	100	82		
2008	University of Illinois at Chicago	Horizon League	Softball	IL	92	65		
2008	University of Illinois at Chicago	Horizon League	Women's Swimming and Diving	IL	90	89		
2008	University of Illinois at Chicago	Horizon League	Women's Tennis	IL	82	83		
2008	University of Illinois at Chicago	Horizon League	Women's Track	IL	100	75		
2008	University of Illinois at Chicago	Horizon League	Women's Volleyball	IL	100	90		

[Search Again](#)

GSR Search

[Search Again](#)

Please note reports from previous years may differ from numbers posted below due to submission of updated data. Numbers on this page are the correct figures.

Cohort Year	Institution	Conference	Sport	State	GSR	FGR	GSR Rpt	FGR Rpt
2008	Youngstown State University	Horizon League	Overall	OH	78	64		
2008	Youngstown State University	Horizon League	Baseball	OH	72	50		
2008	Youngstown State University	Horizon League	Men's Basketball	OH	77	44		
2008	Youngstown State University	Missouri Valley Football Conference	Football	OH	64	47		
2008	Youngstown State University	Horizon League	Men's Golf	OH	100	71		
2008	Youngstown State University	Horizon League	Men's Tennis	OH	50	25		
2008	Youngstown State University	Horizon League	Men's Track	OH	80	75		
2008	Youngstown State University	Horizon League	Women's Basketball	OH	80	67		
2008	Youngstown State University	Horizon League	Women's Golf	OH	100	75		
2008	Youngstown State University	Horizon League	Softball	OH	87	73		
2008	Youngstown State University	Horizon League	Women's Soccer	OH	87	67		
2008	Youngstown State University	Horizon League	Women's Swimming and Diving	OH	86	86		
2008	Youngstown State University	Horizon League	Women's Tennis	OH	86	57		
2008	Youngstown State University	Horizon League	Women's Track	OH	92	80		
2008	Youngstown State University	Horizon League	Women's Volleyball	OH	92	77		

[Search Again](#)

[Search Again](#)

Please note reports from previous years may differ from numbers posted below due to submission of updated data. Numbers on this page are the correct figures.

Cohort Year	Institution	Conference	Sport	State	GSR	FGR	GSR Rpt	FGR Rpt
2008	Wright State University	Horizon League	Overall	OH	79	66		
2008	Wright State University	Horizon League	Baseball	OH	93	82		
2008	Wright State University	Horizon League	Men's Basketball	OH	71	56		
2008	Wright State University	Horizon League	Men's Golf	OH	75	63		
2008	Wright State University	Horizon League	Men's Soccer	OH	78	50		
2008	Wright State University	Horizon League	Men's Swimming and Diving	OH	83	82		
2008	Wright State University	Horizon League	Men's Tennis	OH	57	38		
2008	Wright State University	Horizon League	Men's Track	OH	86	71		
2008	Wright State University	Horizon League	Women's Basketball	OH	69	54		
2008	Wright State University	Horizon League	Softball	OH	62	52		
2008	Wright State University	Horizon League	Women's Soccer	OH	83	72		
2008	Wright State University	Horizon League	Women's Swimming and Diving	OH	84	76		
2008	Wright State University	Horizon League	Women's Tennis	OH	100	100		
2008	Wright State University	Horizon League	Women's Track	OH	79	79		
2008	Wright State University	Horizon League	Women's Volleyball	OH	77	50		

[Search Again](#)

[Search Again](#)

Please note reports from previous years may differ from numbers posted below due to submission of updated data. Numbers on this page are the correct figures.

Cohort Year	Institution	Conference	Sport	State	GSR	FGR	GSR Rpt	FGR Rpt
2008	Cleveland State University	Horizon League	Overall	OH	82	59		
2008	Cleveland State University	Horizon League	Men's Basketball	OH	100	50		
2008	Cleveland State University	Independent	Men's Fencing	OH	50	50		
2008	Cleveland State University	Horizon League	Men's Golf	OH	80	50		
2008	Cleveland State University	Horizon League	Men's Soccer	OH	78	59		
2008	Cleveland State University	Horizon League	Men's Swimming and Diving	OH	79	64		
2008	Cleveland State University	Horizon League	Men's Tennis	OH	67	75		
2008	Cleveland State University	Eastern Wrestling League	Men's Wrestling	OH	67	32		
2008	Cleveland State University	Horizon League	Women's Basketball	OH	85	79		
2008	Cleveland State University	Independent	Women's Fencing	OH	100	100		
2008	Cleveland State University	Horizon League	Women's Golf	OH	100	57		
2008	Cleveland State University	Horizon League	Softball	OH	86	68		
2008	Cleveland State University	Horizon League	Women's Soccer	OH	72	62		
2008	Cleveland State University	Horizon League	Women's Swimming and Diving	OH	81	67		
2008	Cleveland State University	Horizon League	Women's Tennis	OH	80	50		
2008	Cleveland State University	Horizon League	Women's Track	OH	100	88		
2008	Cleveland State University	Horizon League	Women's Volleyball	OH	100	92		

[Search Again](#)

[Search Again](#)

Please note reports from previous years may differ from numbers posted below due to submission of updated data. Numbers on this page are the correct figures.

Cohort Year	Institution	Conference	Sport	State	GSR	FGR	GSR Rpt	FGR Rpt
2008	University of Detroit Mercy	Horizon League	Overall	MI	80	64		
2008	University of Detroit Mercy	Horizon League	Men's Basketball	MI	64	33		
2008	University of Detroit Mercy	Independent	Men's Fencing	MI	67	67		
2008	University of Detroit Mercy	Horizon League	Men's Golf	MI	83	63		
2008	University of Detroit Mercy	Metro Atlantic Athletic Conference	Men's Lacrosse	MI	69	56		
2008	University of Detroit Mercy	Horizon League	Men's Soccer	MI	71	55		
2008	University of Detroit Mercy	Horizon League	Men's Tennis	MI	100	50		
2008	University of Detroit Mercy	Horizon League	Men's Track	MI	92	75		
2008	University of Detroit Mercy	Horizon League	Women's Basketball	MI	87	60		
2008	University of Detroit Mercy	Horizon League	Women's Golf	MI	100	67		
2008	University of Detroit Mercy	Atlantic Sun Conference	Women's Lacrosse	MI	100	44		
2008	University of Detroit Mercy	Horizon League	Softball	MI	81	72		
2008	University of Detroit Mercy	Horizon League	Women's Soccer	MI	74	74		
2008	University of Detroit Mercy	Horizon League	Women's Tennis	MI	88	75		
2008	University of Detroit Mercy	Horizon League	Women's Track	MI	83	69		

[Search Again](#)

[Search Again](#)

Please note reports from previous years may differ from numbers posted below due to submission of updated data.
Numbers on this page are the correct figures.

Cohort Year	Institution	Conference	Sport	State	GSR	FGR	GSR Rpt	FGR Rpt
2008	Valparaiso University	Horizon League	Overall	IN	88	72		
2008	Valparaiso University	Horizon League	Baseball	IN	96	76		
2008	Valparaiso University	Horizon League	Men's Basketball	IN	82	47		
2008	Valparaiso University	Pioneer Football League	Football	IN	83	-		
2008	Valparaiso University	Horizon League	Men's Golf	IN	-	-		
2008	Valparaiso University	Horizon League	Men's Soccer	IN	91	60		
2008	Valparaiso University	Horizon League	Men's Swimming and Diving	IN	63	50		
2008	Valparaiso University	Horizon League	Men's Tennis	IN	89	83		
2008	Valparaiso University	Horizon League	Men's Track	IN	75	75		
2008	Valparaiso University	Horizon League	Women's Basketball	IN	94	92		
2008	Valparaiso University	Southland Conference	Women's Bowling	IN	100	-		
2008	Valparaiso University	Horizon League	Softball	IN	100	89		
2008	Valparaiso University	Horizon League	Women's Soccer	IN	85	68		
2008	Valparaiso University	Horizon League	Women's Swimming and Diving	IN	96	75		
2008	Valparaiso University	Horizon League	Women's Tennis	IN	100	80		
2008	Valparaiso University	Horizon League	Women's Track	IN	100	50		
2008	Valparaiso University	Horizon League	Women's Volleyball	IN	100	100		

[Search Again](#)

[Search Again](#)

























Please note reports from previous years may differ from numbers posted below due to submission of updated data. Numbers on this page are the correct figures.

Cohort Year	Institution	Conference	Sport	State	GSR	FGR	GSR Rpt	FGR Rpt
2008	Oakland University	Horizon League	Overall	MI	80	61		
2008	Oakland University	Horizon League	Baseball	MI	92	61		
2008	Oakland University	Horizon League	Men's Basketball	MI	82	47		
2008	Oakland University	Horizon League	Men's Golf	MI	63	44		
2008	Oakland University	Horizon League	Men's Soccer	MI	77	53		
2008	Oakland University	Horizon League	Men's Swimming and Diving	MI	83	81		
2008	Oakland University	Horizon League	Men's Track	MI	67	55		
2008	Oakland University	Horizon League	Women's Basketball	MI	91	77		
2008	Oakland University	Horizon League	Women's Golf	MI	80	80		
2008	Oakland University	Horizon League	Softball	MI	82	64		
2008	Oakland University	Horizon League	Women's Soccer	MI	80	55		
2008	Oakland University	Horizon League	Women's Swimming and Diving	MI	95	70		
2008	Oakland University	Horizon League	Women's Tennis	MI	89	83		
2008	Oakland University	Horizon League	Women's Track	MI	77	69		
2008	Oakland University	Horizon League	Women's Volleyball	MI	79	60		

[Search Again](#)

Search Again

Please note reports from previous years may differ from numbers posted below due to submission of updated data. Numbers on this page are the correct figures.

Cohort Year	Institution	Conference	Sport	State	GSR	FGR	GSR Rpt	FGR Rpt
2008	University of Wisconsin, Milwaukee	Horizon League	Overall	WI	74	80		
2008	University of Wisconsin, Milwaukee	Horizon League	Baseball	WI	67	73		
2008	University of Wisconsin, Milwaukee	Horizon League	Men's Basketball	WI	38	27		
2008	University of Wisconsin, Milwaukee	Horizon League	Men's Soccer	WI	67	32		
2008	University of Wisconsin, Milwaukee	Horizon League	Men's Swimming and Diving	WI	76	67		
2008	University of Wisconsin, Milwaukee	Horizon League	Men's Track	WI	57	48		
2008	University of Wisconsin, Milwaukee	Horizon League	Women's Basketball	WI	73	64		
2008	University of Wisconsin, Milwaukee	Horizon League	Women's Soccer	WI	86	63		
2008	University of Wisconsin, Milwaukee	Horizon League	Women's Swimming and Diving	WI	90	72		
2008	University of Wisconsin, Milwaukee	Horizon League	Women's Tennis	WI	100	70		
2008	University of Wisconsin, Milwaukee	Horizon League	Women's Track	WI	80	65		
2008	University of Wisconsin, Milwaukee	Horizon League	Women's Volleyball	WI	78	78		

[Search Again](#)

Appendix D

2014-2015 Self-Reported NCAA Violations

Sport	Date	Bylaw	Type of Violation
Softball	6/02/2015	17.1.7.1	Coach went beyond the daily and weekly hour limits while in playing season. Level III Violation.
M Swimming	2/04/2015	14.2.1/14.2.2/16.8.1	Men's swimming and diving student-athlete was permitted to practice, compete in seven dates of competition and receive expenses during the 2014 fall semester while enrolled in less than a full-time program of studies. Level III Violation.
M Tennis	3/16/2015	16.11.15/16.02.3	Men's Tennis team received an impermissible benefit while dining out after a match. Level III Violation.
M Swimming	9/15/2015	12.4.2.1	SA performed private lessons at the institutions facility. Level III Violation.



Appendix E

GARY L. MILLER
Chancellor

NCAA Oversight Certification Letter

November 17, 2015

Regina Millner, Board of Regents President
Raymond Cross, UW System President
Van Hise Hall
1220 Linden Dr.
Madison, Wisconsin 53706


Dear Presidents Millner and Cross:

In connection with your oversight of the UW-Green Bay's intercollegiate athletics program, we confirm, to the best of our knowledge and belief, the following:

1. We have self-reported any known or suspected violations of NCAA rules and regulations. Reported NCAA violations are listed in the Annual Report submitted on November 17, 2015.
2. There are no known or suspected illegal acts of non-compliance with federal, state, or local law by individuals employed by the institution, or individuals who serve as an agent of the institution.
3. There are no investigations/monitoring reviews currently underway by the NCAA, law enforcement officials, or others.
4. We have no knowledge of any allegations of fraud or suspected fraud affecting intercollegiate athletics received in communications from employees, former employees, or others.
5. There have been no modifications to the institution's gender-equity plan from our previous self-study conducted in Spring 2011 and many aspects of the plan have been fully addressed and/or implemented.
6. We have a process in place to ensure background checks are performed on administrators, support staff, coaches, volunteers, student employees, and other individuals serving as an agent of the institution related to intercollegiate athletics. These processes apply to those involved with offering camps and clinics, and others who participate in activities involving children. Adverse outcomes of background checks are evaluated pursuant to UW-Green Bay's Criminal Background Check Policy, last updated March 1, 2013, which is consistent with the Board of Regents Policy 20-19 University of Wisconsin System Criminal Background Check Policy.

7. We understand our fiduciary responsibilities to act in the best interest of the institution even if it conflicts with the immediate interests of the athletic department.
8. The athletic department has not intervened when a student-athlete is being disciplined under regular conduct rules.

Sincerely,



Dr. Gary Miller
Chancellor



Mary Ellen Gillespie
Director of Intercollegiate Athletics



Kassie Batchelor
Assistant Athletic Director for Compliance/ Senior Woman Administrator

Appendix F

Ken Bothof
Director of Athletics
University of Wisconsin-Green Bay
2420 Nicolet Drive
Green Bay, WI 54311

Dear Ken:

Attached please find a copy of the 2010 Horizon League Compliance Review for Green Bay. One of the biggest strengths of Green Bay in the area of compliance is the commitment to rules compliance by all institutional personnel. The Chancellor puts a strong emphasis on adherence to NCAA rules that is reflected in many areas, including the cooperation between non-athletic departments, such as Admissions and Financial Aid, and the Athletic Department. Athletic Administrators and coaches have a good understanding of the importance of rules compliance and appear committed to staying within the NCAA rules.

You will note that I have indicated several suggestions for improvement. I want to again remind you that all suggestions are voluntary, and are recommended actions that I believe would help improve your compliance department. The one area that is the most important to address right now is the following: The reorganization of the equipment issuance and retrieval process. I also would recommend supplying both the compliance and academic departments with some help, whether hired or in the form of interns who volunteer or receive credit.

Please feel free to contact me with any questions or concerns you may have. I also want to thank you and your entire staff for your hospitality during the review. Everyone was well prepared, and Justin did a great job ensuring that Christine and I had everything we needed for the review.

Sincerely,

Stephanie Jarvis
Associate Commissioner for Compliance and Legal Affairs

Cc:

Justin Pollnow
Christine Halstead

2010 Horizon League Compliance Review
November 8-10, 2010
Final Report
University of Wisconsin-Green Bay

A. Governance and Institutional Control

Current Strengths:

1. The Director of Athletics reports directly to the Chancellor. The Chancellor meets monthly with the Director of Athletics and is kept apprised of all important matters regarding NCAA rules compliance.
2. The Chancellor is notified of all issues that arise in the area of NCAA rules compliance in a timely manner and is involved in all major personnel decisions.
3. The Faculty Athletic Representative communicates regularly with the Director of Athletics, the Senior Woman Administrator, and the Assistant Athletic Director for Compliance regarding NCAA rules compliance, including, but not limited to: secondary violations, academic issues and the review of policies and procedures.
4. The Faculty Athletic Representative has a clearly written job description.
5. There is an established Intercollegiate Athletics Council which meets regularly to advise on issues related to athletics and student welfare. There is a good mix of faculty, students, and administrators on the council. The Chancellor receives the minutes from each meeting.
6. The Chancellor is involved with the hiring/firing of high profile coaches.
7. There are established procedures for the reporting and investigation of alleged rules violations, which have been followed in the most recent violations. The institution has also reported an appropriate number of secondary violations in past years. The Chancellor is kept apprised of all violations and wants to know if there are any trends.
8. Letters of appointment and coaches' contracts reference compliance with NCAA rules, and all performance evaluations contain an evaluation of their adherence to NCAA rules. Further, every new athletic staff member meets with the Assistant Athletics Director for Compliance to review NCAA compliance expectations and signs an agreement to comply with NCAA rules.
9. The Chancellor is kept up to date on APR and academic success.
10. The Chancellor approves and oversees the athletic budget.
11. The Faculty Athletic Representative periodically attends SAAC meetings and receives minutes from all meetings.

12. The athletic department receives outstanding support from the financial aid office and the admissions office, and the liaisons have established an excellent working relationship with the Assistant Athletic Director for Compliance.
13. An outside audit firm reviews the athletic department on a periodic basis.
14. The Athletic Department has an appropriate procedure in place to ensure any APR penalties are imposed if necessary.

Suggestions for Improvement:

1. The NCAA is requiring more monitoring in compliance than ever before. UWGB has a relatively small compliance staff and may not be able to adequately monitor everything that the NCAA requires. **It would be highly beneficial to the athletic department to hire an additional staff member in the area of compliance to help further monitor all sports.**
2. The FAR is appointed by the chancellor and should have a formal review and reappointment process included in the FAR job description. The FAR should also meet with the Chancellor periodically throughout the year.

B. Eligibility Certification

Current Strengths:

1. The institution has an excellent system for verifying the eligibility status of student-athletes. The Assistant Athletic Director for Compliance and the Registrar certify the eligibility of each student-athlete.
2. The committee receives a copy of the NCAA Eligibility Center Report for each incoming student-athlete and verifies their initial and continuing eligibility.
3. The academic advisors appointed through student services meets with student-athletes prior to registering for classes for each semester.
4. Student-Athletes are flagged in the system and there is a block in place to ensure student-athletes cannot drop below full-time. Student-athletes can't drop below 12 credits without the knowledge of the Registrar. Student-athletes are also given priority registration to enable them to schedule classes that will not conflict with competition or practice.
5. The Admissions office does not receive undue pressure from any athletics department staff members regarding the admissions status of prospective student-athletes.
6. The Admissions Office evaluates transcripts of prospective transfers to determine how many hours they have earned in conjunction with the academic advisors through student

services and if necessary, the International Office, and then they are able to advise transfers of how many credits they need to take prior to transfer.

7. The Admissions Office periodically meets with prospective student-athletes on official visits to explain the admissions process and detail what the requirements for admission are.
8. For eligibility purposes, the Registrar inputs the student-athlete information into CAi. This is a new procedure implemented from the last audit.

Suggestions for Improvement:

1. The APR final calculations should be performed or at a minimum reviewed by someone outside of athletics, possibly institutional research, the registrar or FAR to further demonstrate institutional control.
2. It would be valuable for the institution to hire a staff member in the area of academic advising specifically for athletics. This individual can help insure that each athlete is receiving the necessary academic support.
3. It would be beneficial for the Registrar and Admissions liaison to athletics to attend the NCAA Compliance Rules Seminars. It is important for them to stay educated about NCAA rules and it is a good learning opportunity.

C. Financial Aid Monitoring

Current Strengths:

1. The Assistant Athletic Director for Compliance and the Assistant Director of Financial Aid communicate regularly regarding the aid received by student-athletes, and inform each other of any outside aid a student-athlete receives.
2. The institution has appropriate hearing procedures in place for dealing with issues arising out of financial aid disputes.
3. Athletics responsibilities are listed in the Assistant Director of Financial Aid's job description.
4. The institution has developed a good system to monitor the international student-athlete tax and uses the SAOF as appropriate.
5. Student-athletes are flagged in the system, which ensures that no money will accidentally be given to a student-athlete without prior knowledge of the office of Financial Aid. Checks will not be distributed without the approval from the financial aid office.

6. The Financial Aid Office inputs student-athlete financial aid information directly onto the CAi software.
7. The Financial Aid office creates a spreadsheet with financial aid information from the Assistant Athletic Director for Compliance for each coach.

Suggestion for Improvement:

1. Currently the Assistant Athletic Director for Compliance is issuing the renewal letters while the non-renewal letters are being sent from the Assistant Director for Financial Aid. **All letters, both renewal and nonrenewal should be sent directly from the Financial Aid Department to the student-athletes.**
2. The Financial Aid department should include an appeals process policy in the student-athlete handbook.
3. It would be beneficial for the Assistant Director of Financial Aid to attend the NCAA Compliance Rules Seminars. It is important for the assistant director of financial aid to stay educated about NCAA rules and it is a good learning opportunity.

D. Recruitment Monitoring

Current Strengths:

1. Official visit monitoring is very good. The student hosts are given written education about the do's and don'ts of hosting and are required to fill out a report detailing their activated after the visit.
2. Coaches are required to submit recruiting logs to the compliance office regularly. All coaches interviewed appeared to have a good system for ensuring the calls permitted per week rule was followed.
3. Unofficial visits are monitored and records are kept regarding complimentary admissions provided to prospects and reviewed by the compliance office.
4. The compliance office reviews all recruiting expense paperwork submitted by coaches to ensure compliance with recruiting rules. This is a new procedure implemented from the last audit.

Suggestion for Improvement:

1. Text messaging violations have become more prevalent in NCAA as of late and have led to significant penalties. The institution should monitor cell phone text message records.

E. Playing and Practice Season and Outside Competition

Current Strengths:

1. Coaches complete playing and practice season declarations in a timely manner and submit them to the compliance office for approval. Team captains sign the forms as well.
2. All student-athletes interviewed indicated that their coaches stayed within the permissible number of practice hours. Coaches are required to turn in regular logs detailing their CARA hours. In addition, all student-athletes interviewed indicated that summer workouts were not required or recorded by coaches.
3. Basketball student-athletes were informed about summer league through their coaches. They are required to fill out a summer league request form.

F. Rules Education

Current Strengths:

1. There are regular rules education meetings that all coaches and selected staff members are required to attend. The Director of Athletics is very supportive of the Rules Education provided by the compliance office.
2. Rules education is also done via email on topics of interest to the entire athletic department staff.
3. The institution provides NCAA rules education to all new employees. Additional information is given regarding their specific area of employment.
4. New coaches are given additional rules compliance and are educated on NCAA rules and institutional compliance policies. This is a new procedure implemented from the last audit.

Suggestion for Improvement:

1. All coaches, including part-time coaches must attend rules education meetings. Currently, part-time coaches do not attend rules ed meetings and are missing out on information which could lead to violations.

G. Amateurism, Extra Benefits, Boosters and Agents

Current Strengths:

1. Boosters are well educated about extra benefits. Educational material is provided on their website along with a booklet provided to boosters, as well as information that is distributed to all donors and to season ticket holders.
2. Student-athletes are well educated about permissible and non-permissible activities related to agents. Student-athletes who were interviewed said that their coaches had talked to them about agents and that they informed their coaches when they received correspondence.
3. Student-athletes are required to sign for all per diem money received during travel.
4. The Assistant Athletic Director for Compliance monitors the amateurism status of all incoming and current student-athletes.
5. The Assistant Athletic Director for Compliance receives travel rosters and reviews travel expense reports.

Suggestions for Improvement:

1. All sports should provide detailed lists of all apparel and equipment to the Assistant Athletic Director for Compliance who should monitor what is reusable or is nonreusable. Also, all sports need to submit a list regarding all equipment they have received to ensure proper monitoring. The institution should place a hold on student-athletes' accounts if required things are not returned.
2. The institution should have a written policy regarding what equipment is reusable.
3. Institution needs to have a system to monitor hard tickets provided to coaches for personal use.

H. Camps and Clinics

Current Strengths:

1. The compliance office has required forms relating to camps and clinics that must be filled out and returned prior to the camp or clinic.
2. Camp brochures are reviewed by the compliance office and sports information department prior to printing.
3. The compliance office reviews all camp employment forms and payments to ensure that high school/JC coaches nor athletes are receiving compensation that is not appropriate.

Suggestions for Improvement:

1. The business manager should review and audit the books of all coaches camps as all camps run by an institution's coach are considered to be institutional camps.

I. Student-Athlete Employment

Current Strengths:

1. All staff members are required to notify the compliance staff prior to hiring any students for work in the athletic department. All student employment from work study is communicated from the financial aid office to the compliance office.
2. There is appropriate monitoring of non-athletic employment. All student-athletes with jobs are required to complete paperwork detailing payment and other employment information.

J. Miscellaneous/Student-Athlete Welfare

Current Strengths:

1. All outside groups that wish to use the UWGB athletic facilities are required to go through the facilities staff and not through the coaches. This process ensures that groups consisting of prospects do not get free or reduced rental of the facilities.
2. The institution training staff has developed a weight management policy for the department. This helps ensure the health and welfare of the student-athlete.
3. The sports information department conducts media training with student-athletes.

K. Review of Academic Support Services

Continuing Eligibility Support

Current Strengths:

1. The academic coordinator informs student-athletes at the beginning of each academic year about their eligibility status and what courses they will need to take.
2. Student-athletes interviewed indicated that the academic coordinator is very helpful in informing regarding eligibility requirements.

Academic Advising

Current Strengths:

1. The academic coordinator meets with all first year student-athletes on a regular basis and meets with all returning student-athletes on a periodic basis.
2. The academic coordinator tracks class attendance throughout the semester and gets periodic updates on academic progress from the professors. Coaches also indicated that they do unannounced class checks on attendance for their teams.

Academic Counseling

Current Strengths:

1. Freshmen are required to attend study table. Study table policies for subsequent semesters are determined based on g.p.a.
2. Student-athletes have good access to tutors. All student-athletes have an opportunity to meet with a tutor. Tutors receive rules education and adhere to University policies that ensure appropriate tutorial guidance within university expectations that would comply with NCAA regulations as well.

Missed Class Time

Current Strengths:

1. Team travel schedules are given to class professors by the student-athletes in advance so that professors are aware of when student-athletes will be absent.
2. A university wide missed class policy is in place and is very effective.

NCAA SELF-STUDY REPORT

UWGB ATHLETICS SELF-STUDY REPORT

Athletics certification is meant to ensure the National Collegiate Athletic Association's (NCAA) fundamental commitment to integrity in intercollegiate athletics. The program is structured to achieve its goal in several ways: (a) by opening the affairs of athletics to the university community and the public; (b) by setting standards (called operating principles) for the operation of Division I athletics programs; and (c) by putting tough sanctions in place for institutions that fail to conduct a comprehensive self-study or to correct problems. Three subcommittees are identified by the NCAA to assist institutions in meeting the purpose and goals of the process. They are:

- Subcommittee on Governance and Commitment to Rules Compliance
- Subcommittee on Academic Integrity
- Subcommittee on Equity and Student Athlete Well-Being

An effective self-study benefits the University of Wisconsin-Green Bay by providing self-awareness, affirmation, and opportunities to improve. The ultimate goal is to have an athletics program that provides a superior experience for our student-athletes and that is fully integrated into the academic mission of the University.

The NCAA certification team visited UWGB's campus during fall 2007 in order to complete the NCAA Self-Study Report. The NCAA's final report was published spring 2008. Click to view UWGB's NCAA Self-Study Report: <http://www.greenbayphoenix.com/fls/22500/PDF/ncaa.pdf>

Appendix H

		SCHEDULE OF SELF AMORTIZING G.O. BONDS PAYABLE FISCAL YEAR 2014 (ATHLETIC FACILITIES ONLY)									
		Principal Payments									
		Balance 7-01-13	Additions	Prior Period Adjustment	Prior Years	FY2014	Adjustments	Total	Refundings	Balance 6-30-14	
GREEN BAY (Athletic Facilities Only)											
2007-A											
GBY Phoenix Sports Center (#03D1R)		5,275,875.93	0.00	0.00	0.00	0.00	0.00	0.00	(5,275,875.93)	0.00	
2007-C											
GBY Phoenix Sports Center (#03D1R)		1,499,192.22	0.00	0.00	300,807.78	69,469.76	0.00	370,277.54	0.00	1,429,722.46	
2008-A											
GBY Phoenix Sports Center (#03D1R)		166,561.02	0.00	0.00	33,418.98	7,720.91	0.00	41,139.89	0.00	158,860.11	
BOND 2011-2 Refunding											
GBY - PHOENIX SPORTS CENTER (#03D1R)		127,772.28	0.00	0.00	0.00	0.00	0.00	0.00	0.00	127,772.28	
BOND 2012-2 Refunding											
GBY - PHOENIX SPORTS CENTER (03D1R)		263,654.78	0.00	0.00	0.00	0.00	0.00	0.00	0.00	263,654.78	
BOND 2013-1 Refunding											
GBY - PHOENIX SPORTS CENTER (03D1R)		0.00	3,222,858.00	0.00	0.00	0.00	0.00	0.00	0.00	3,222,858.00	
BOND 2014-2 Refunding											
2014-22											
GBY - PHOENIX SPORTS CENTER (03D1R)		0.00	1,610,709.91	0.00	0.00	0.00	0.00	0.00	0.00	1,610,709.91	
TOTAL GREEN BAY (Athletic Facilities Only)		7,333,076.23	4,833,567.91	0.00	334,226.76	77,190.67	0.00	411,417.43	(5,275,875.93)	6,813,577.54	