

# UW System Accountability



**DAVID J. WARD**  
**INTERIM VICE PRESIDENT FOR ACADEMIC AND STUDENT AFFAIRS**

**PRESENTATION TO THE UW SYSTEM BOARD OF REGENTS**  
**SEPTEMBER 10, 2015**

# UW System Accountability History

2

1993-94

2000-01

2008-09

2014-15

Accountability for  
Achievement

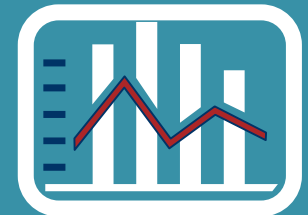
Achieving  
Excellence

Wisconsin's  
Future

Accountability  
Dashboard

Institutional Reports

Act 32  
Legislated  
Reports



2015-17  
New  
Measures



# Accountability Dashboard

3

- Key performance indicators
- Trends & benchmarks
- Interactive

Key Performance Indicators



# Outline

4

- Dashboard demonstration
  - How to use the dashboard
  - Demonstrate on a few measures
- Summary of overall performance
- Q&A



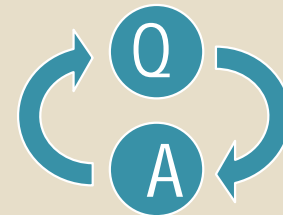
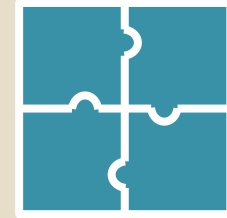
# Dashboard Demonstration



# Keep in Mind

6

- Institution's unique missions
- Trends over time
- Answers lead to more questions



# Outline

7

- Dashboard demonstration
  - How to use the dashboard
  - Demonstrate on a few measures
- Summary of overall performance
- Q&A

# Summary of Performance

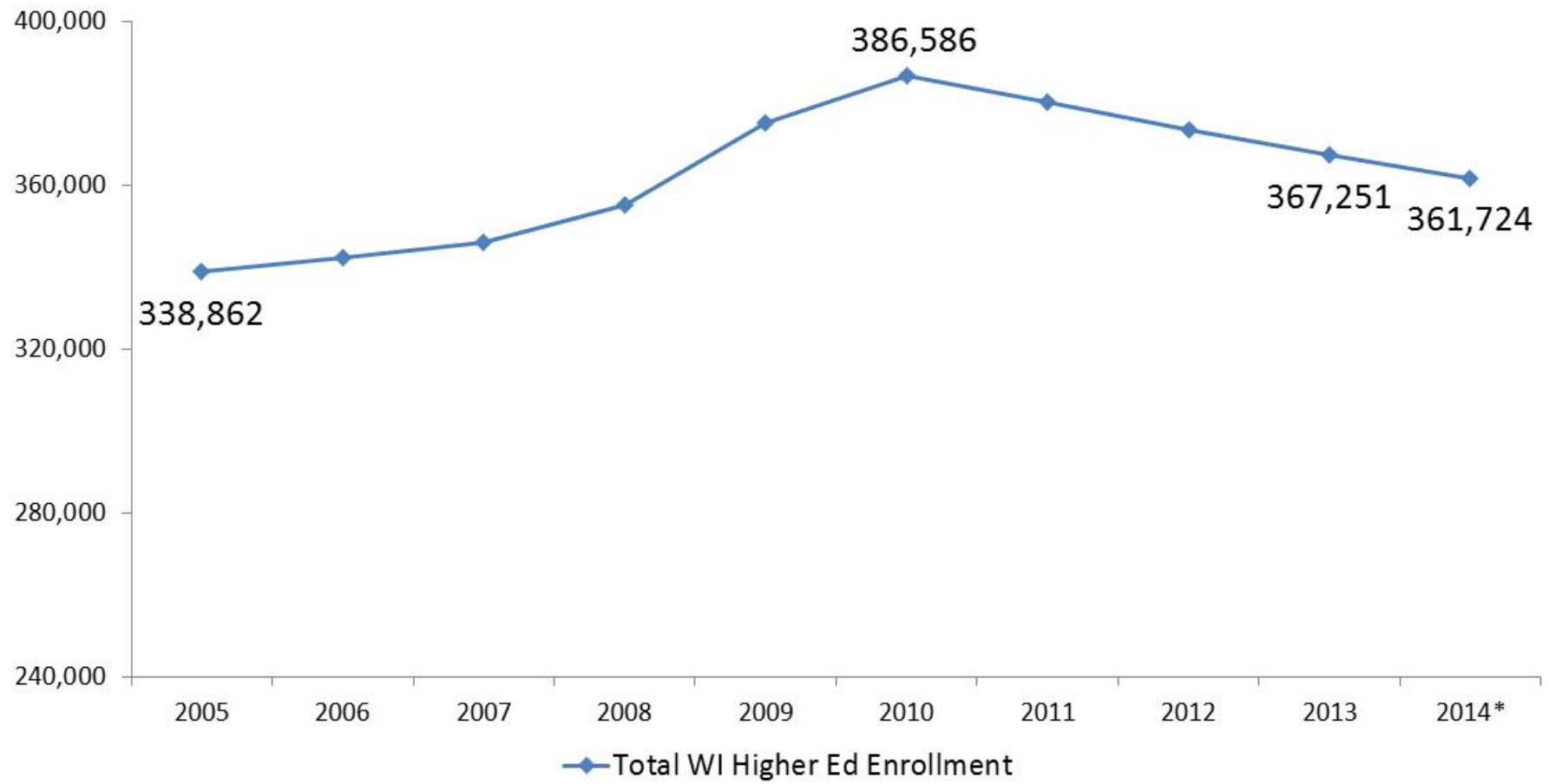
8

## Challenges

- Equity gaps
- Unmet financial need
- Faculty compensation
- Higher education enrollment in Wisconsin

# Students Enrolled in Wisconsin Higher Education

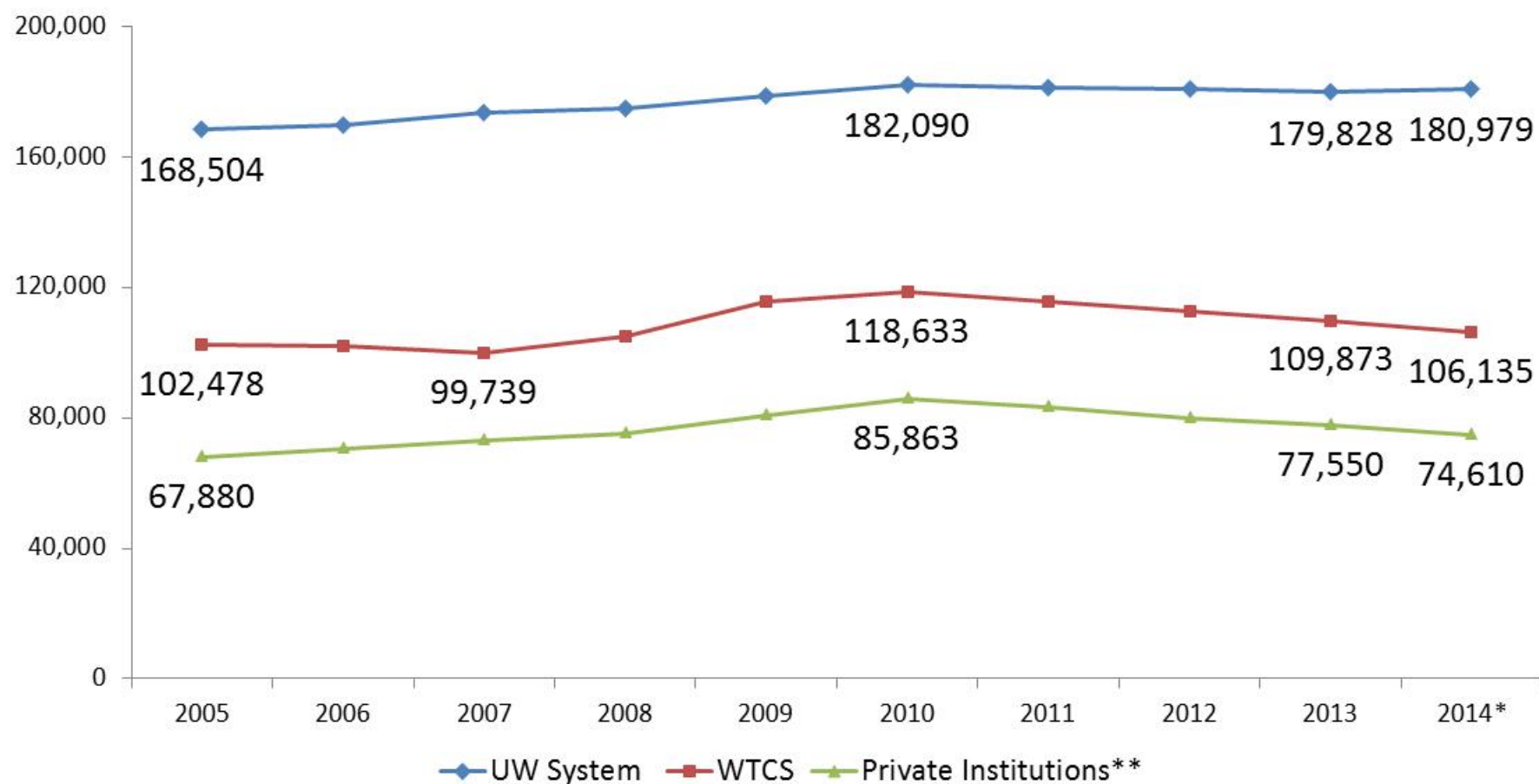
9



\*2014 data are preliminary.

# All Students Enrolled by Sector

10



\*2014 data are preliminary. \*\*Private institutions include two tribal colleges.

# Summary of Performance

11

## Good News

- Enrollments
- Retention and graduation rates
- Degrees
- Cost of attendance
- Student participation and college experience

# Summary of Performance

12

## Good News, part 2

- Employee diversity
- Administrative spending
- Research funding
- Degrees in STEM and Health
- Alumni in Wisconsin



# Outline

13

- Dashboard demonstration
  - How to use the dashboard
  - Demonstrate on a few measures
- Summary of overall performance
- Q&A

# Thank You

14

