



Transfer in the UW System

UW Board of Regents
November 9, 2006



Transfer in the UW System

- Transfer Data
- Transfer Policy Evolution
- Communication/Coordination
- Support

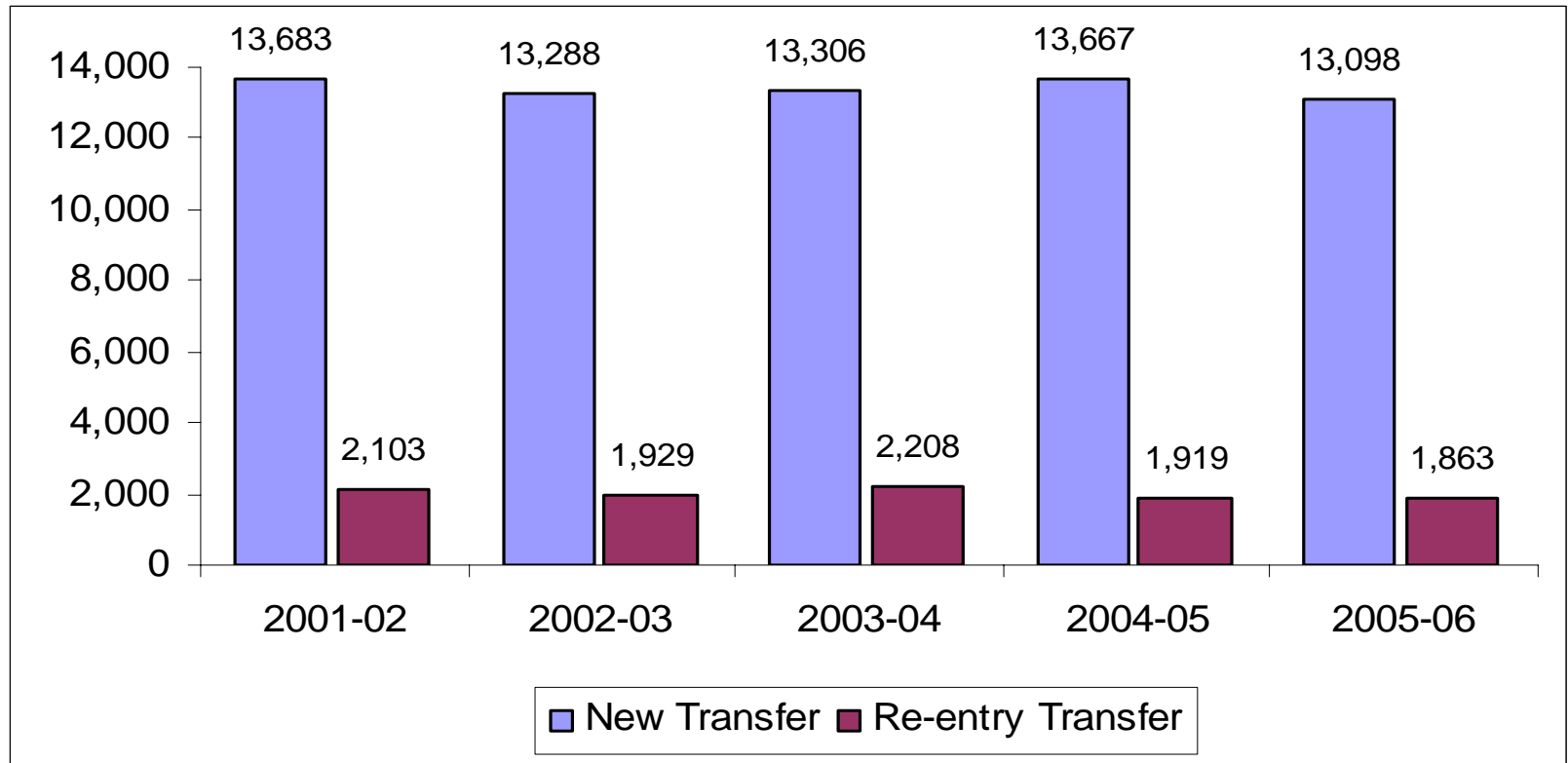


Transfer Data

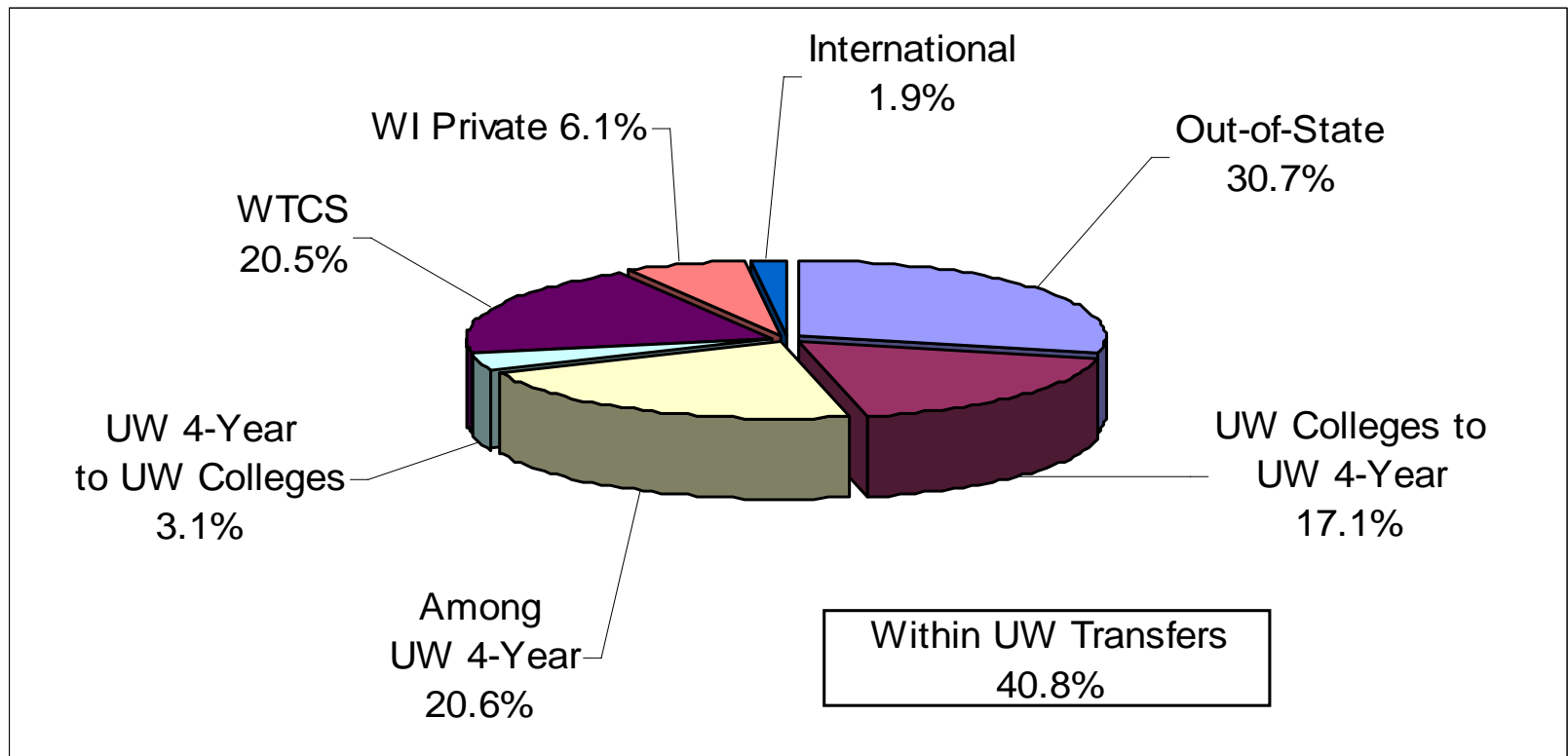
- Enrollments
- Characteristics
- Outcomes

Source: Office of Policy Analysis & Research
<http://www.uwsa.edu/opar/reports/jacap/index.htm>

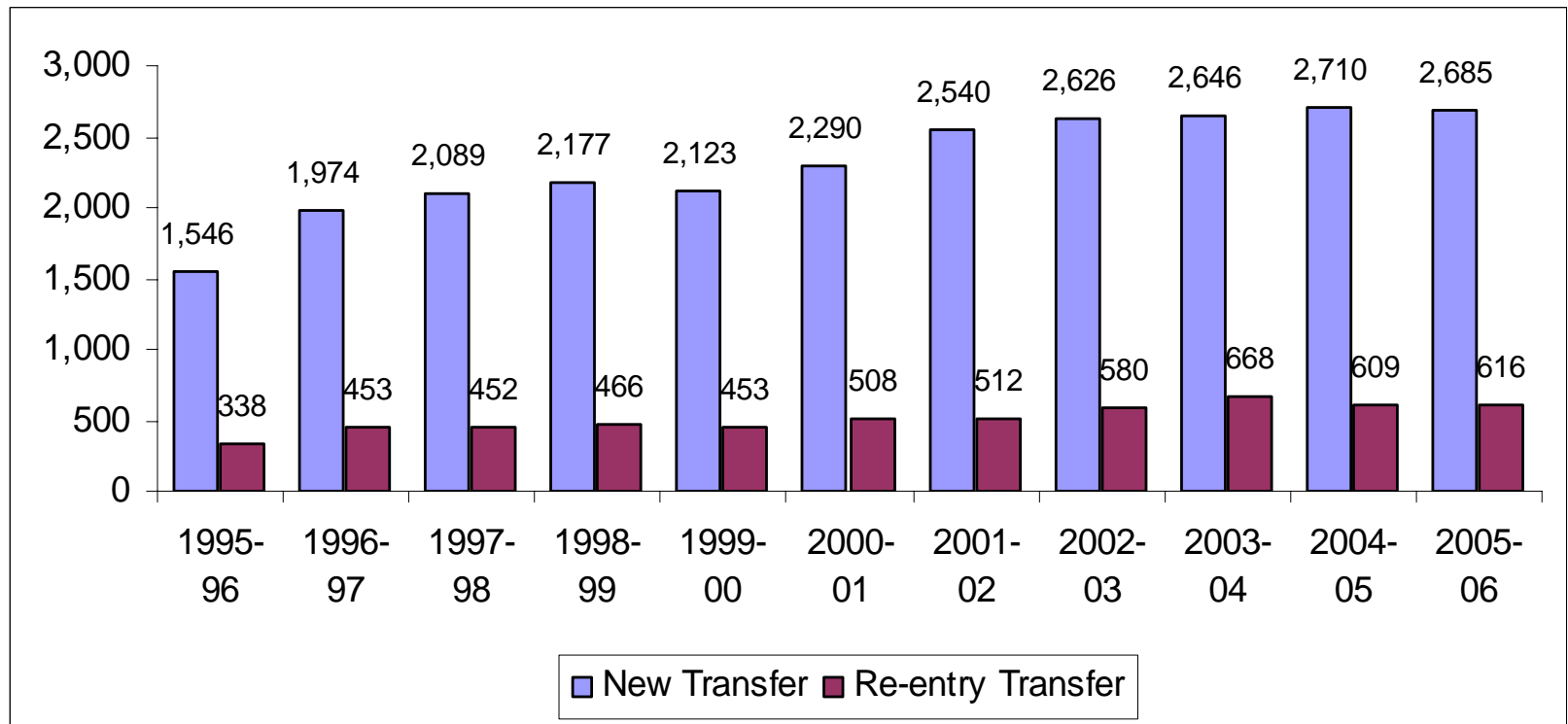
Transfer Students Into and Within the UW System by Entrance Status



2005-06 New Transfer Students to the UW System by Type of Sending Institution



WTCS Transfer Students to the UW System by Entrance Status





Characteristics of New WTCS Transfer Students

(compared to other transfer students)

WTCS transfer students are:

	<u>WTCS</u>	<u>Other</u>
■ Older (25+)	32%	16%
■ Part-time	32%	19%
■ Freshmen	55%	20%
■ Ethnically Diverse	12%	8%



Outcomes of New Transfer Students

First Year GPA: (4.0 scale)

■ Overall	2.9
■ UW Colleges	2.9
■ UW 4-Year	3.0
■ WTCS	2.8

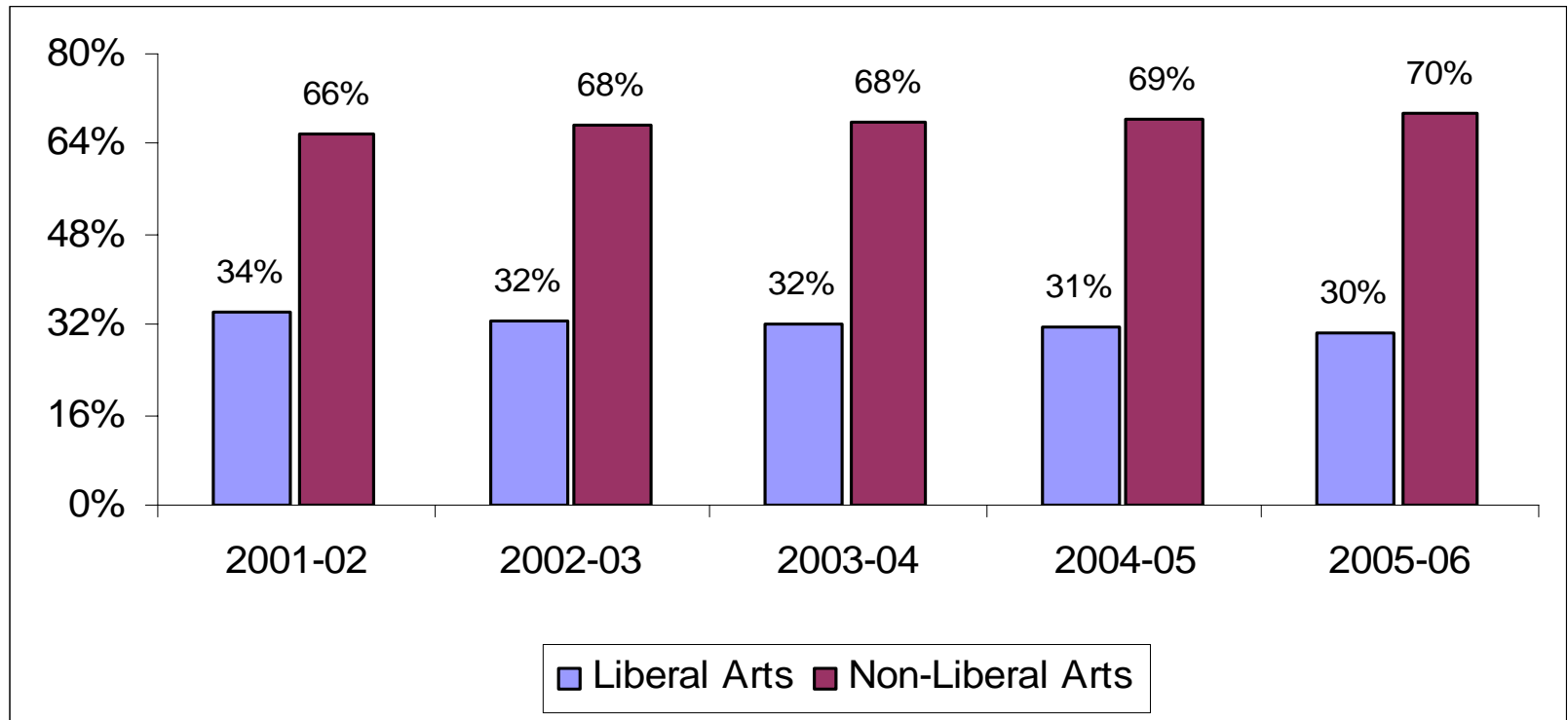


Outcomes of New Transfer Students

Second Year Retention Rates

- Overall 71%
- UW Colleges 78%
- UW 4-Year 73%
- WTCS 67%

UW System New Transfer Students from WTCS Districts by Transfer Year and WTCS Program Type





Evolution of UW / WTCS Transfer Policy

Liberal Arts A.D.

- 1984 - Up to 72 credits
- 1989 - Up to 72 credits
- 2000 - Up to 72 credits
- 2004 - Up to 72 credits
- Satisfies UW gen ed

Applied A.D.

- Articulation Agreements
- Articulation Agreements
- Up to 15 credits gen ed
- Articulation Agreements
- Up to 15 credits gen ed
- 2 courses math &/or science
- Articulation Agreements
- Up to 30 credits gen ed
- Course-to-course transfer of
applied coursework



Communication / Coordination

- Transfer Information System (TIS)
 - 250,000+ hits annually
 - www.uwsa.edu/tis
- Transfer Brochures
- Transfer Coordination Group



Support

UW / WTCS

- Transfer Contacts

UW / WTCS

- Transfer Advocates

UW / WTCS

- Transfer Ombudsmen