

## Finance 2025-26

Institution: University of Wisconsin-River Falls (240471)

User ID: 55C0011

### Overview

#### Overview

The purpose of the IPEDS Finance component is to collect basic financial information from items associated with the institution's General Purpose Financial Statements.

#### Data Reporting Reminder:

- Report data to accurately reflect the time period corresponding with the IPEDS survey component, even if such reporting is seemingly inconsistent with prior-year reporting.

#### Changes to reporting:

- No changes for the 2025-26 data collection period.

#### Resources:

- To download the survey materials for this component: [Survey Materials](#)
- To access your prior year data submission for this component: [Reported Data](#)

If you have questions about completing this survey, please contact the **IPEDS Help Desk at (877) 225-2568**.

## Finance - Public Institutions' Reporting Standard

### Reporting Standard

**Please indicate which reporting standards are used to prepare your financial statements:**

- GASB (Governmental Accounting Standards Board), using standards of GASB 34 & 35
- FASB (Financial Accounting Standards Board)

Please consult your business officer for the correct response before saving this screen. Your response to this question will determine the forms you will receive for reporting finance data.

Finance - Public Institutions Using GASB Standards

General Information: GASB-Reporting Institutions (aligned form)

Reporting Reminder:

- To the extent possible, the finance data requested in this report should be provided from your institution's audited General Purpose Financial Statements (GPFS).
- Please refer to the instructions specific to each screen of the survey for details and references.

1. Fiscal Year Calendar

This report covers financial activities for the 12-month fiscal year: (The fiscal year reported should be the most recent fiscal year ending before October 1, 2025.)

Beginning: month/year (MMYYYY)	Month: <input type="text" value="7"/>	Year: <input type="text" value="2024"/>
And ending: month/year (MMYYYY)	Month: <input type="text" value="6"/>	Year: <input type="text" value="2025"/>

2. Audit Opinion

Did your institution receive an unqualified opinion on its General Purpose Financial Statements from your auditor for the fiscal year noted above? (If your institution is audited only in combination with another entity, answer this question based on the audit of that entity.)

- Unqualified
- Qualified (Explain in box below)
- Don't know OR in progress (Explain in box below)

3. Reporting Model

GASB Statement No. 34 offers three alternative reporting models for special-purpose governments like colleges and universities. Which model is used by your institution?

- Business-type activities
- Governmental Activities
- Governmental Activities with Business-Type Activities

4. Intercollegiate Athletics

Does your institution participate in intercollegiate athletics?

- No
- Yes - answer part a and b below

a) Are the intercollegiate athletics expenses accounted for as? [check all that apply]

- Auxiliary enterprises
- Student services
- Other (specify in box below)

b) Does your institution have intercollegiate athletics revenue?

- No
- Yes - select category(s) where these revenues are included [check all that apply]

- Sales and services of educational activities
- Sales and services of auxiliary enterprises
- Other (specify in box below)

Other Operating Revenues

5. Endowment Assets

Does this institution or any of its foundations or other affiliated organizations own endowment assets?

- No
- Yes - (report details of endowment net assets)

6. Pension

Does your institution include defined benefit pension liabilities, expenses, and/or deferrals in its General Purpose Financial Statements?

- No
- Yes

7. Postemployment Benefits Other than Pension (OPEB)

Does your institution include postemployment benefits other than pension (OPEB) liabilities, expenses, and/or deferrals in its General Purpose Financial Statements?

- No
- Yes

You may use the box below to provide additional context for the data you have reported above. Context notes will be posted on the College Navigator website. Therefore, you should write all context notes using proper grammar (e.g., complete sentences with punctuation) and common language that can be easily understood by students and parents (e.g., spell out acronyms).



Part A - Statement of Net Position Page 1

Fiscal Year: July 1, 2024 - June 30, 2025


If your institution is a parent institution then the amounts reported in Parts A and D should include ALL of your child institutions

Line no.		Current year amount	Prior year amount
<b>Assets</b>			
01	Total <u>current assets</u>	54,717,051	57,197,319
31	Depreciable <u>capital assets</u> , net of depreciation	156,115,137	157,148,969
04	Other noncurrent assets CV=[A05-A31]	97,202,535	49,429,088
05	Total <u>noncurrent assets</u>	253,317,672	206,578,057
06	<b>Total assets</b> CV=(A01+A05)	308,034,723	263,775,376
19	<b>Deferred outflows of resources</b>	22,019,316	33,721,622
<b>Liabilities</b>			
07	<u>Long-term debt, current portion</u>	4,062,005	3,131,438
08	Other current liabilities CV=(A09-A07)	15,276,631	14,026,648
09	Total <u>current liabilities</u>	19,338,636	17,158,086
10	<u>Long-term debt</u>	20,256,595	23,292,333
11	Other noncurrent liabilities CV=(A12-A10)	17,715,109	19,530,320
12	Total <u>noncurrent liabilities</u>	37,971,704	42,822,653
13	<b>Total liabilities</b> CV=(A09+A12)	57,310,340	59,980,739
20	<b>Deferred inflows of resources</b>	14,248,171	22,509,626
<b>Net Position</b>			
14	<u>Invested in capital assets, net of related debt</u>	228,344,569	178,601,336
15	<u>Restricted-expendable</u>	12,615,593	23,091,481
16	<u>Restricted-nonexpendable</u>	0	0
17	<u>Unrestricted</u> CV=[A18-(A14+A15+A16)]	17,535,366	13,313,816
18	<b>Net position</b> CV=[(A06+A19)-(A13+A20)]	258,495,528	215,006,633

You may use the box below to provide additional context for the data you have reported above. Context notes will be posted on the College Navigator website. Therefore, you should write all context notes using proper grammar (e.g., complete sentences with punctuation) and common language that can be easily understood by students and parents (e.g., spell out acronyms).

Part A - Statement of Net Position Page 2

Fiscal Year: July 1, 2024 - June 30, 2025			
Line No.	Description	Ending balance	Prior year Ending balance
<b>Capital Assets</b>			
21	<u>Land and land improvements</u>	3,013,138	3,013,138
22	<u>Infrastructure</u>	12,814,223	12,814,223
23	<u>Buildings</u>	283,375,319	282,610,294
32	Equipment, including art and <u>library collections</u>	55,971,819	48,907,900
27	<u>Construction in progress</u>	93,692,205	45,020,311
	<b>Total for Plant, Property and Equipment CV = (A21+ .. A27)</b>	<b>448,866,704</b>	<b>392,365,866</b>
28	<u>Accumulated depreciation</u>	196,203,534	187,340,758
33	Intangible assets, net of accumulated amortization	0	0
34	Other capital assets	0	0

 You may use the box below to provide additional context for the data you have reported above. Context notes will be posted on the College Navigator website. Therefore, you should write all context notes using proper grammar (e.g., complete sentences with punctuation) and common language that can be easily understood by students and parents (e.g., spell out acronyms).

Part D - Summary of Changes In Net Position

Fiscal Year: July 1, 2024 - June 30, 2025			
If your institution is a parent institution then the amounts reported in Parts A and D should include ALL of your child institutions			
Line No.	Description	Current year amount	Prior year amount
01	Total revenues and other additions for this institution <b>AND all of its child institutions</b>	158,751,265	131,226,394
02	Total expenses and deductions for this institution <b>AND all of its child institutions</b>	115,262,370	111,258,175
03	Change in net position during year <b>CV=(D01-D02)</b>	<b>43,488,895</b>	<b>19,968,219</b>
04	<u>Net position</u> beginning of year for this institution <b>AND all of its child institutions</b>	215,006,633	195,038,414
05	<u>Adjustments to beginning net position</u> and other gains or losses <b>CV=[D06-(D03+D04)]</b>	0	0
06	Net position end of year for this institution <b>AND all of its child institutions (from A18)</b>	258,495,528	215,006,633

You may use the box below to provide additional context for the data you have reported above. Context notes will be posted on the College Navigator website. Therefore, you should write all context notes using proper grammar (e.g., complete sentences with punctuation) and common language that can be easily understood by students and parents (e.g., spell out acronyms).

Part E-1 - Scholarships and Fellowships

Fiscal Year: July 1, 2024 - June 30, 2025			
Do not report Federal Direct Student Loans (FDSL) anywhere in this section.			
Line No.	Scholarships and Fellowships	Current year amount	Prior year amount
01	<u>Pell grants</u> (federal)	6,432,798	4,875,712
02	<u>Other federal grants</u> (Do NOT include FDSL amounts)	476,053	445,423
03	<u>Grants by state government</u>	2,072,051	1,825,249
04	<u>Grants by local government</u>	0	0
05	<u>Institutional grants from restricted resources</u>	1,799,831	1,577,904
06	<u>Institutional grants from unrestricted resources</u> CV=[E07-(E01+...+E05)]	667,862	735,124
07	Total revenue that funds scholarships and fellowships	11,448,595	9,459,412
<b>Discounts and Allowances</b>			
08	<u>Discounts and allowances</u> applied to <u>tuition and fees</u>	6,449,511	5,475,789
09	<u>Discounts and allowances</u> applied to sales and services of <u>auxiliary enterprises</u>	2,209,513	1,822,969
10	Total discounts and allowances CV=(E08+E09)	8,659,024	7,298,758
11	Net scholarships and fellowships expenses after deducting discounts and allowances CV= (E07-E10) <b>This amount will be carried forward to C10 of the expense section.</b>	2,789,571	2,160,654

You may use the box below to provide additional context for the data you have reported above. Context notes will be posted on the College Navigator website. Therefore, you should write all context notes using proper grammar (e.g., complete sentences with punctuation) and common language that can be easily understood by students and parents (e.g., spell out acronyms).

Part E-2 - Sources of Discounts and Allowances

Fiscal Year: July 1, 2024 - June 30, 2025							
Line No.	Source of Discounts and Allowances	Amount of Source Applied to:					
		Tuition and fees discounts allowances		Auxiliary enterprises discounts allowances		Total discounts allowances	
		Current year amount	Prior year amount	Current year amount	Prior year amount	Current year amount	Prior year amount
12	Pell grants (federal)	3,606,302	2,814,550	1,235,469	937,004	4,841,771	3,751,554
13	Other federal grants (Do NOT include FDSL amounts)	267,601	257,392	91,677	85,690	359,278	343,082
14	Grants by state government	1,164,752	1,054,740	399,028	351,138	1,563,780	1,405,878
15	Grants by local government	0	0	0	0	0	0
16	Endowments and gifts	1,004,003	906,437	343,957	301,766	1,347,960	1,208,203
17	Other institutional sources CV=[E18-(E12+E13+ ... +E16)]	406,853	442,670	139,382	147,371	546,235	590,041
18	Total (from Part E1 line 8, 9 and 10)	6,449,511	5,475,789	2,209,513	1,822,969	8,659,024	7,298,758

Part B - Revenues and Other Additions, Page 1


Fiscal Year: July 1, 2024 - June 30, 2025			
Line No.	Source of Funds	Current year amount	Prior year amount
<u>Operating Revenues</u>			
01	<u>Tuition and fees, after deducting discounts &amp; allowances</u>	31,416,659	30,167,892
Grants and contracts - operating			
02	Federal operating grants and contracts	2,236,789	1,486,067
03	State operating grants and contracts	0	375,719
04	Local government/private operating grants and contracts	<b>616,890</b>	<b>652,647</b>
04a	Local government operating grants and contracts	8,030	2,853
04b	Private operating grants and contracts	608,860	649,794
05	Sales and services of <u>auxiliary enterprises</u> , after deducting <u>discounts and allowances</u>	16,830,414	16,290,403
06	<u>Sales and services of hospitals</u> , after deducting <u>patient contractual allowances</u>	0	0
26	<u>Sales and services of educational activities</u>	7,069,261	6,012,227
07	<u>Independent operations</u>	0	0
08	Other sources - operating CV=[B09-(B01+ ....+B07)]	<b>12,463,645</b>	<b>10,084,493</b>
09	Total operating revenues	70,633,658	65,069,448

Part B - Revenues and Other Additions, Page 2

Fiscal Year: July 1, 2024 - June 30, 2025			
Line No.	Source of funds	Current year amount	Prior year amount
<u>Nonoperating Revenues</u>			
10	Federal <u>appropriations</u>	0	0
11	State <u>appropriations</u>	26,470,794	26,887,796
12	<u>Local appropriations, education district taxes, and similar support</u>	0	0
Grants-nonoperating			
13	Federal nonoperating grants <b>Do NOT include Federal Direct Student Loans</b>	6,698,370	5,876,484
14	State nonoperating grants	0	0
15	Local government nonoperating grants	0	0
16	<u>Gifts, including contributions from affiliated organizations</u>	3,558,393	3,569,157
17	<u>Investment income</u>	1,541,560	1,686,989
18	Other nonoperating revenues CV=[B19-(B10+...+B17)]	6,352,253	314,256
19	Total nonoperating revenues	44,621,370	38,334,682
27	Total operating and nonoperating revenues CV=[B19+B09]	115,255,028	103,404,130
28	<u>12-month Student FTE from E12</u>	4,505	4,386
29	Total operating and nonoperating revenues per student FTE CV=[B27/B28]	25,584	23,576

Part B - Revenues and Other Additions, Page 3

Fiscal Year: July 1, 2024 - June 30, 2025			
Line No.	Source of funds	Current year amount	Prior year amount
Other Revenues and Additions			
20	<u>Capital appropriations</u>	41,297,586	27,812,359
21	<u>Capital grants and gifts</u>	2,198,651	9,905
22	<u>Additions to permanent endowments</u>	<input checked="" type="checkbox"/> 0	0
23	Other revenues and additions CV=[B24-(B20+...+B22)]	0	0
24	Total other revenues and additions CV=[B25-(B9+B19)]	43,496,237	27,822,264
25	Total all revenues and other additions	158,751,265	131,226,394

 You may use the box below to provide additional context for the data you have reported above. Context notes will be posted on the College Navigator website. Therefore, you should write all context notes using proper grammar (e.g., complete sentences with punctuation) and common language that can be easily understood by students and parents (e.g., spell out acronyms).

Part C-1 - Expenses and Other Deductions by Functional Classification

Fiscal Year: July 1, 2024 - June 30, 2025					
Report Total Operating AND Nonoperating Expenses in this section					
Line No.	Expense: Functional Classifications	Total amount	Prior Year Total Amount	Salaries and wages	Prior Year Salaries and wages
		(1)		(2)	
01	<u>Instruction</u>	40,521,816	41,512,194	20,252,393	21,122,619
02	<u>Research</u>	2,504,985	2,377,292	1,023,847	1,021,038
03	<u>Public service</u>	2,087,745	1,962,322	930,443	831,837
05	<u>Academic support</u>	14,701,909	13,922,245	5,671,014	5,307,955
06	<u>Student services</u>	20,493,690	20,982,781	8,666,022	9,135,296
07	<u>Institutional support</u>	11,039,230	11,919,603	5,781,579	6,147,479
10	<u>Scholarships and fellowships expenses,</u> net of discounts and allowances (from Part E-1, line 11)	2,789,571	2,160,654		
11	<u>Auxiliary enterprises</u>	17,449,713	15,737,446	2,428,407	2,140,208
12	<u>Hospital services</u>	0	0	0	0
13	<u>Independent operations</u>	0	0	0	0
14	Other Functional Expenses and deductions CV=[C19-(C01+...+C13)]	3,673,711	683,638	0	698
19	<b>Total expenses and deductions</b>	115,262,370	111,258,175	44,753,705	45,707,130


Part C-2 - Expenses and Other Deductions by Natural Classification

Fiscal Year: July 1, 2024 - June 30, 2025			
Line No.	Expense: Natural Classifications	Total Amount	Prior year amount
19-2	Salaries and Wages (from Part C-1, Column 2 line 19)	44,753,705	45,707,130
19-3	Benefits	20,501,373	16,451,594
19-4	Operation and Maintenance of Plant (as a natural expense)	8,799,934	8,224,492
19-5	Depreciation	11,399,342	10,953,806
19-6	Interest	546,126	679,682
19-7	Other Natural Expenses and Deductions CV=[C19-1 - (C19-2 + ... + C19-6)]	29,261,890	29,241,471
19-1	<b>Total Expenses and Deductions (from Part C-1, Line 19)</b>	<b>115,262,370</b>	<b>111,258,175</b>
20-1	12-month Student FTE (from E12 survey)	4,505	4,386
21-1	Total expenses and deductions per student FTE CV=[C19-1/C20-1]	<b>25,585</b>	<b>25,367</b>

You may use the box below to provide additional context for the data you have reported above. Context notes will be posted on the College Navigator website. Therefore, you should write all context notes using proper grammar (e.g., complete sentences with punctuation) and common language that can be easily understood by students and parents (e.g., spell out acronyms).


Part M-1 - Pension Information

Fiscal Year: July 1, 2024 - June 30, 2025			
Line No.	Description	Current year amount	Prior Year amount
01	Pension expense	<input checked="" type="checkbox"/> 2,614,823	-772,071
02	Net Pension liability	3,043,915	3,233,527
03	Deferred inflows related to pension	<input checked="" type="checkbox"/> 8,900,034	17,299,724
04	Deferred outflows related to pension	<input checked="" type="checkbox"/> 16,643,469	27,847,594

 You may use the box below to provide additional context for the data you have reported above. Context notes will be posted on the College Navigator website. Therefore, you should write all context notes using proper grammar (e.g., complete sentences with punctuation) and common language that can be easily understood by students and parents (e.g., spell out acronyms).

Part M-2 - Postemployment Benefits Other than Pension (OPEB) Information

Fiscal Year: July 1, 2024 - June 30, 2025				
Line No.	Description		Current year amount	Prior Year amount
05	OPEB expense	<input checked="" type="checkbox"/>	683,216	296,608
06	Net OPEB liability	<input checked="" type="checkbox"/>	13,493,295	13,231,506
07	Deferred inflows related to OPEB		4,912,536	4,989,290
08	Deferred outflows related to OPEB		5,375,847	5,874,028

 You may use the box below to provide additional context for the data you have reported above. Context notes will be posted on the College Navigator website. Therefore, you should write all context notes using proper grammar (e.g., complete sentences with punctuation) and common language that can be easily understood by students and parents (e.g., spell out acronyms).


Part H - Details of Endowment Net Assets

Fiscal Year: July 1, 2024 - June 30, 2025			
Include not only endowment net assets held by the institution, but any assets held by private foundations affiliated with the institution.			
Line No.	Value of Endowment Net Assets	Market Value	Prior Year Amounts
01	Value of endowment net assets at the beginning of the fiscal year	33,139,029	29,419,892
02	Value of endowment net assets at the end of the fiscal year	36,883,374	33,139,029
03	Change in value of endowment net assets CV=[H02-H01]	3,744,345	3,719,137
03a	New gifts and additions	3,647,649	4,266,281
03b	Endowment net investment return	3,492,129	3,464,513
03c	Spending distribution for current use	-3,751,576	-5,099,093
03d	Other CV=[H03-(H03a+H03b+H03c)]	356,143	1,087,436

You may use the box below to provide additional context for the data you have reported above. Context notes will be posted on the College Navigator website. Therefore, you should write all context notes using proper grammar (e.g., complete sentences with punctuation) and common language that can be easily understood by students and parents (e.g., spell out acronyms).


Part N - Financial Health

Fiscal Year: July 1, 2024 - June 30, 2025			
Line No.	Description <i>(If your institution is a parent institution then the amounts reported should include ALL of your child institutions. Include amounts for the institution's GASB and FASB component units.)</i>	Current year amount	Prior year amount
01	Operating income (Loss) + net nonoperating revenues (expenses)	4,051,065	-7,543,862
02	Operating revenues + nonoperating revenues	119,765,308	109,287,207
03	Change in net position	<input checked="" type="checkbox"/> 51,062,228	22,564,596
04	Net position	255,770,137	233,328,981
05	Expendable net assets	75,293,917	74,674,437
06	Plant-related debt	24,318,600	26,423,772
07	Total expenses	115,714,243	116,831,069

 You may use the box below to provide additional context for the data you have reported above. Context notes will be posted on the College Navigator website. Therefore, you should write all context notes using proper grammar (e.g., complete sentences with punctuation) and common language that can be easily understood by students and parents (e.g., spell out acronyms).

Part J - Revenue Data for the Census Bureau

Fiscal Year: July 1, 2024 - June 30, 2025						
Source and type		Amount				
		Total for all funds and operations (includes endowment funds, but excludes component units)	Education and general/independent operations	Auxiliary enterprises	Hospitals	Agriculture extension/experiment services
		(1)	(2)	(3)	(4)	(5)
01	Tuition and fees	37,866,170	37,866,170			
02	Sales and services	<b>26,109,188</b>	<input type="text" value="7,069,261"/>	19,039,927	0	<input type="text" value="0"/>
03	Federal grants/contracts (excludes Pell Grants)	2,236,789	<input type="text" value="2,236,789"/>	<input type="text" value="0"/>	<input type="text" value="0"/>	<input type="text" value="0"/>
Revenue from the state government:						
04	State appropriations, current & capital	67,768,380	<input type="text" value="67,768,380"/>	<input type="text" value="0"/>	<input type="text" value="0"/>	<input type="text" value="0"/>
05	State grants and contracts	0	<input type="text" value="0"/>	<input type="text" value="0"/>	<input type="text" value="0"/>	<input type="text" value="0"/>
Revenue from local governments:						
06	Local appropriation, current & capital	0	<input type="text" value="0"/>	<input type="text" value="0"/>	<input type="text" value="0"/>	<input type="text" value="0"/>
07	Local government grants/contracts	8,030	<input type="text" value="8,030"/>	<input type="text" value="0"/>	<input type="text" value="0"/>	<input type="text" value="0"/>
08	Receipts from property and non-property taxes	<input type="text" value="0"/>				
09	Gifts and private grants, NOT including capital grants	<input type="text" value="4,169,267"/>				
10	Interest earnings	<input type="text" value="1,536,390"/>				
11	<u>Dividend earnings</u>	<input type="text" value="0"/>				
12	<u>Realized capital gains</u>	<input type="text" value="0"/>				

 You may use the box below to provide additional context for the data you have reported above. Context notes will be posted on the College Navigator website. Therefore, you should write all context notes using proper grammar (e.g., complete sentences with punctuation) and common language that can be easily understood by students and parents (e.g., spell out acronyms).


Part K - Expenditure Data for the Census Bureau

Fiscal Year: July 1, 2024 - June 30, 2025						
Category		Total for all funds and operations (includes endowment funds, but excludes component units)	Education and general/independent operations	Auxiliary enterprises	Hospitals	Agriculture extension/experiment services
		(1)	(2)	(3)	(4)	(5)
02	Employee benefits, total	21,866,364	21,007,809	858,555	0	0
03	Payment to state retirement funds (may be included in line 02 above)	3,360,445	3,174,752	185,693	0	0
04	Current expenditures <b>including</b> salaries	97,166,886	83,278,881	13,888,005	0	0
Capital outlays						
05	Construction	44,265,006	44,265,006	0	0	0
06	Equipment purchases	5,728,795	5,728,795	0	0	0
07	Land purchases	0	0	0	0	0
08	Interest on debt outstanding, all funds and activities	546,126				

You may use the box below to provide additional context for the data you have reported above. Context notes will be posted on the College Navigator website. Therefore, you should write all context notes using proper grammar (e.g., complete sentences with punctuation) and common language that can be easily understood by students and parents (e.g., spell out acronyms).


Part L - Debt and Assets for Census Bureau, page 1

Fiscal Year: July 1, 2024 - June 30, 2025		
Debt		
	Category	Amount
01	Long-term debt outstanding at beginning of fiscal year	24,843,294
02	Long-term debt issued during fiscal year	3,567,044
03	Long-term debt retired during fiscal year	6,111,955
04	Long-term debt outstanding at end of fiscal year	22,298,383
05	Short-term debt outstanding at beginning of fiscal year	0
06	Short-term debt outstanding at end of fiscal year	0

 You may use the box below to provide additional context for the data you have reported above. Context notes will be posted on the College Navigator website. Therefore, you should write all context notes using proper grammar (e.g., complete sentences with punctuation) and common language that can be easily understood by students and parents (e.g., spell out acronyms).

Part L - Debt and Assets for Census Bureau, page 2

Fiscal Year: July 1, 2024 - June 30, 2025		
Assets		
Category		Amount
07	Total cash and security assets held at end of fiscal year in sinking or debt service funds	2,831,655
08	Total cash and security assets held at end of fiscal year in bond funds	0
09	Total cash and security assets held at end of fiscal year in all other funds	47,062,399

 You may use the box below to provide additional context for the data you have reported above. Context notes will be posted on the College Navigator website. Therefore, you should write all context notes using proper grammar (e.g., complete sentences with punctuation) and common language that can be easily understood by students and parents (e.g., spell out acronyms).

Prepared by

**Prepared by**

Reporting Reminders:

- The name of the preparer is being collected so that we can follow up with the appropriate person in the event that there are questions concerning the data.
- The Keyholder will be copied on all email correspondence to other preparers.
- The time it took to prepare this component is being collected so that we can continue to improve our estimate of the reporting burden associated with IPEDS.
- Please include in your estimate the time it took for you to review instructions, query and search data sources, complete and review the component, and submit the data through the Data Collection System.
- Thank you for your assistance.

This survey component was prepared by:			
<input type="radio"/>	Keyholder	<input type="radio"/>	SFA Contact
<input checked="" type="radio"/>	Finance Contact	<input type="radio"/>	Other
	Name: <input type="text" value="Rod Dole"/>		
	Email: <input type="text" value="rodney.dole@wisconsin.edu"/>		

How many staff from your institution only were involved in the data collection and reporting process of this survey component?	
<input type="text" value="2.00"/>	Number of Staff (including yourself)

How many hours did you and others from your institution only spend on each of the steps below when responding to this survey component? <i>Exclude the hours spent collecting data for state and other reporting purposes.</i>				
Staff member	Collecting Data Needed	Revising Data to Match IPEDS Requirements	Entering Data	Revising and Locking Data
Your office	<input type="text" value="1.00"/> hours	<input type="text" value="1.00"/> hours	<input type="text" value="1.00"/> hours	<input type="text" value="1.00"/> hours
Other offices	<input type="text"/> hours	<input type="text"/> hours	<input type="text"/> hours	<input type="text"/> hours

Summary

Finance Component Summary

The purpose of this summary is to provide you an opportunity to view some of the data that, when accepted through the IPEDS quality control process, will appear on the [College Navigator](#) website and/or your institution's Data Feedback Report (DFR). In addition, all data reported in IPEDS survey components become publicly available through the [IPEDS Use the Data](#) and appear as aggregated statistics in various Department of Education reports. [College Navigator](#) is updated approximately three months after the data collection period closes and DFRs will be available through the [IPEDS Use the Data](#).

Please review your data for accuracy. If you have questions about the data displayed below or after reviewing the data reported on the survey screens, please contact the IPEDS Help Desk at: 1-877-225-2568 or [ipedshelp@rti.org](mailto:ipedshelp@rti.org).

Core Revenues			
Revenue Source	Reported values	Percent of total core revenues (%)	Core revenues per FTE enrollment
Tuition and fees	31,416,659	22	6,974
State appropriations	26,470,794	19	5,876
Local appropriations	0	0	0
Government grants and contracts	8,943,189	6	1,985
Private gifts, grants, and contracts	4,167,253	3	925
Investment income	1,541,560	1	342
Other core revenues	69,381,396	49	15,401
Total core revenues	141,920,851	100	31,503
<b>Total revenues</b>	158,751,265	N/A	35,239

Other core revenues include federal appropriations; sales and services of educational activities; other operating and nonoperating sources; and other revenues and additions (e.g., capital appropriations, capital grants and gifts, etc.). Core revenues exclude revenues from auxiliary enterprises (e.g., bookstores, dormitories), hospitals, and independent operations. For institutions reporting in Full parent/child relationships, core revenues per FTE enrollment amounts will not be allocated to child institutions.

Core Expense			
Expense function	Reported values	Percent of total core expenses (%)	Core expenses per FTE enrollment
Instruction	40,521,816	41	8,995
Research	2,504,985	3	556
Public service	2,087,745	2	463
Academic support	14,701,909	15	3,263
Institutional support	11,039,230	11	2,450
Student services	20,493,690	21	4,549
Other core expenses	6,463,282	7	1,435
Total core expenses	97,812,657	100	21,712
<b>Total expenses</b>	115,262,370	N/A	25,585

Other core expenses include scholarships and fellowships, net of discounts and allowances, and other expenses. Core expenses exclude expenses from auxiliary enterprises (e.g., bookstores, dormitories), hospitals, and independent operations. For institutions reporting in Full parent/child relationships, core expenses per FTE enrollment amounts will not be allocated to child institutions.

	Calculated value
<b>FTE enrollment</b>	4,505

The full-time equivalent (FTE) enrollment used in this report is the sum of the institution's FTE undergraduate enrollment and FTE graduate enrollment (as calculated from or reported on the 12-month Enrollment component). FTE is estimated using 12-month instructional activity (credit and/or clock hours). All doctor's degree students are reported as graduate students.

Edit Report

Finance

Source	Description	Severity	Resolved	Options
<b>Screen: Part B - Revenues and Other Additions, Page 3</b>				
Upload File	The amount of additions to permanent endowments reported in Part B (line 22) should not be zero or blank. Please confirm that the data reported are correct. (Error #5231)	Confirmation	Yes	
Related Screens	Revenues Part 3			
<b>Screen: Part M-1 - Pension Information</b>				
Upload File	The amount reported is outside the expected range of between -1,042,295 and -501,846 when compared with the prior year value. Please correct your data or explain. (Error #5301)	Explanation	Yes	
Reason	Actuarially calculated.			
Upload File	The amount reported is outside the expected range of between 11,244,821 and 23,354,627 when compared with the prior year value. Please correct your data or explain. (Error #5301)	Explanation	Yes	
Reason	Actuarially calculated.			
Upload File	The amount reported is outside the expected range of between 18,100,937 and 37,594,251 when compared with the prior year value. Please correct your data or explain. (Error #5301)	Explanation	Yes	
Reason	Actuarially calculated.			
<b>Screen: Part M-2 - Postemployment Benefits Other than Pension (OPEB) Information</b>				
Upload File	The amount reported is outside the expected range of between 192,796 and 400,420 when compared with the prior year value. Please correct your data or explain. (Error #5301)	Explanation	Yes	
Reason	Market performance along with changes in rates and assumptions resulted in an increase in OPEB expenses.			
Perform Edits	The amount reported for Net OPEB liability (Part M-2 - line 06) is not expected to be greater than the amount of Net Pension liability (Part M-1 - line 02). Please explain or contact the IPEDES Help Desk for assistance. (Error #5820)	Explanation	Yes	
Reason	The OPEB liability is built incrementally, so not on the same allocation percentage as the Pension liability, which is rebuilt each year due to the fluctuation between liability and asset.			
<b>Screen: Part N - Financial Health</b>				
Upload File	The amount reported is outside the expected range of between 11,282,298 and 33,846,894 when compared with the prior year value. Please correct your data or explain. (Error #5301)	Explanation	Yes	
Reason	A significant increase in nonoperating revenue resulted in a greater change in net position for the current period.			