

Finance 2025-26

Institution: University of Wisconsin-Parkside (240374)

User ID: 55C0011

Overview

Overview

The purpose of the IPEDS Finance component is to collect basic financial information from items associated with the institution's General Purpose Financial Statements.

Data Reporting Reminder:

- Report data to accurately reflect the time period corresponding with the IPEDS survey component, even if such reporting is seemingly inconsistent with prior-year reporting.

Changes to reporting:

- No changes for the 2025-26 data collection period.

Resources:

- To download the survey materials for this component: [Survey Materials](#)
- To access your prior year data submission for this component: [Reported Data](#)

If you have questions about completing this survey, please contact the **IPEDS Help Desk at (877) 225-2568**.

Parent Child Allocation Factors - Full Children

Parent Child Allocation Factors - Full Children

The **Finance survey** report submitted under this UnitID is a combined report that includes data for all the locations listed below. Because this is a combined report, you must provide allocation factors that indicate how the data should be distributed to accurately reflect the finances for each included institution. Allocation factors are percents. The allocation factors you provide will be used to allocate the reported data on revenues and expenses to create derived variables for each component location for the IPEDS Data Center and Data Feedback Reports. These derived amounts are frequently used and should accurately represent the financial resources at each institution. You may NOT report a 0% allocation for an institution as this would indicate an institution had 0 financial resources for the fiscal year being reported. Enter allocation factors in the spaces provided; use hundredths of a percent. Percents must add to 100%. You may not leave any cell blank. You will not be able to lock your data if this section is not completed.

Unit ID	Name of Institution	City, State	Allocation factor	2024 - 2025 Allocation factor
240374	University of Wisconsin-Parkside	Kenosha, WI	<input type="text" value="99"/> %	99.00%
491297	University of Wisconsin-Parkside Flex	Kenosha, WI	<input type="text" value="1"/> %	1.00%
		Total:		100%

If this list of institutions is not complete, or is incorrect in any way, or if you would like to report data for each component institution instead of submitting a combined report, or if you have any questions or concerns, please call the Help Desk at **1-877-225-2568**.

You may use the space below to **provide context** for the data you've reported above.

Finance - Public Institutions' Reporting Standard

Reporting Standard

Please indicate which reporting standards are used to prepare your financial statements:

- GASB (Governmental Accounting Standards Board), using standards of GASB 34 & 35
- FASB (Financial Accounting Standards Board)

Please consult your business officer for the correct response before saving this screen. Your response to this question will determine the forms you will receive for reporting finance data.

Finance - Public Institutions Using GASB Standards

General Information: GASB-Reporting Institutions (aligned form)

Reporting Reminder:

- To the extent possible, the finance data requested in this report should be provided from your institution's audited General Purpose Financial Statements (GPFS).
- Please refer to the instructions specific to each screen of the survey for details and references.

1. Fiscal Year Calendar

This report covers financial activities for the 12-month fiscal year: (The fiscal year reported should be the most recent fiscal year ending before October 1, 2025.)

Beginning: month/year (MMYYYY)	Month: <input type="text" value="7"/>	Year: <input type="text" value="2024"/>
And ending: month/year (MMYYYY)	Month: <input type="text" value="6"/>	Year: <input type="text" value="2025"/>

2. Audit Opinion

Did your institution receive an unqualified opinion on its General Purpose Financial Statements from your auditor for the fiscal year noted above? (If your institution is audited only in combination with another entity, answer this question based on the audit of that entity.)

- Unqualified
- Qualified (Explain in box below)
- Don't know OR in progress (Explain in box below)

3. Reporting Model

GASB Statement No. 34 offers three alternative reporting models for special-purpose governments like colleges and universities. Which model is used by your institution?

- Business-type activities
- Governmental Activities
- Governmental Activities with Business-Type Activities

4. Intercollegiate Athletics

Does your institution participate in intercollegiate athletics?

- No
- Yes - answer part a and b below

a) Are the intercollegiate athletics expenses accounted for as? [check all that apply]

- Auxiliary enterprises
- Student services
- Other (specify in box below)

b) Does your institution have intercollegiate athletics revenue?

- No
- Yes - select category(s) where these revenues are included [check all that apply]

- Sales and services of educational activities
- Sales and services of auxiliary enterprises
- Other (specify in box below)

Other Operating Revenues

5. Endowment Assets

Does this institution or any of its foundations or other affiliated organizations own endowment assets?

- No
- Yes - (report details of endowment net assets)

6. Pension

Does your institution include defined benefit pension liabilities, expenses, and/or deferrals in its General Purpose Financial Statements?

- No
- Yes

7. Postemployment Benefits Other than Pension (OPEB)

Does your institution include postemployment benefits other than pension (OPEB) liabilities, expenses, and/or deferrals in its General Purpose Financial Statements?

- No
- Yes

You may use the box below to provide additional context for the data you have reported above. Context notes will be posted on the College Navigator website. Therefore, you should write all context notes using proper grammar (e.g., complete sentences with punctuation) and common language that can be easily understood by students and parents (e.g., spell out acronyms).




Fiscal Year: July 1, 2024 - June 30, 2025

If your institution is a parent institution then the amounts reported in Parts A and D should include ALL of your child institutions

Line no.		Current year amount	Prior year amount
Assets			
01	Total <u>current assets</u>	26,819,557	22,015,274
31	Depreciable <u>capital assets</u> , net of depreciation	84,703,753	87,723,023
04	Other noncurrent assets CV=[A05-A31]	14,800,078	13,385,470
05	Total <u>noncurrent assets</u>	99,503,831	101,108,493
06	Total assets CV=(A01+A05)	126,323,388	123,123,767
19	Deferred outflows of resources	9,094,664	23,392,427
Liabilities			
07	<u>Long-term debt, current portion</u>	3,675,606	2,576,868
08	Other current liabilities CV=(A09-A07)	9,073,473	4,881,879
09	Total <u>current liabilities</u>	12,749,079	7,458,747
10	<u>Long-term debt</u>	27,775,885	28,927,614
11	Other noncurrent liabilities CV=(A12-A10)	9,837,578	13,268,103
12	Total <u>noncurrent liabilities</u>	37,613,463	42,195,717
13	Total liabilities CV=(A09+A12)	50,362,542	49,654,464
20	Deferred inflows of resources	8,623,375	17,956,222
Net Position			
14	<u>Invested in capital assets, net of related debt</u>	64,197,272	65,204,916
15	<u>Restricted-expendable</u>	8,070,088	10,876,080
16	<u>Restricted-nonexpendable</u>	1,121,207	1,062,566
17	<u>Unrestricted</u> CV=[A18-(A14+A15+A16)]	3,043,568	1,761,946
18	Net position CV=[(A06+A19)-(A13+A20)]	76,432,135	78,905,508


You may use the box below to provide additional context for the data you have reported above. Context notes will be posted on the College Navigator website. Therefore, you should write all context notes using proper grammar (e.g., complete sentences with punctuation) and common language that can be easily understood by students and parents (e.g., spell out acronyms).

Fiscal Year: July 1, 2024 - June 30, 2025			
Line No.	Description	Ending balance	Prior year Ending balance
Capital Assets			
21	<u>Land and land improvements</u>	6,911,942	6,842,442
22	<u>Infrastructure</u>	13,251,326	13,251,326
23	<u>Buildings</u>	200,072,157	195,695,060
32	Equipment, including art and <u>library collections</u>	17,139,018	16,726,810
27	<u>Construction in progress</u>	4,033,069	2,143,935
	Total for Plant, Property and Equipment CV = (A21+ .. A27)	241,407,512	234,659,573
28	<u>Accumulated depreciation</u>	145,758,748	137,950,173
33	Intangible assets, net of accumulated amortization	0	0
34	Other capital assets	0	0

 You may use the box below to provide additional context for the data you have reported above. Context notes will be posted on the College Navigator website. Therefore, you should write all context notes using proper grammar (e.g., complete sentences with punctuation) and common language that can be easily understood by students and parents (e.g., spell out acronyms).

Part D - Summary of Changes In Net Position

Fiscal Year: July 1, 2024 - June 30, 2025			
If your institution is a parent institution then the amounts reported in Parts A and D should include ALL of your child institutions			
Line No.	Description	Current year amount	Prior year amount
01	Total revenues and other additions for this institution AND all of its child institutions	83,157,126	77,940,216
02	Total expenses and deductions for this institution AND all of its child institutions	85,630,499	82,826,492
03	Change in net position during year CV=(D01-D02)	<input checked="" type="checkbox"/> -2,473,373	-4,886,276
04	<u>Net position</u> beginning of year for this institution AND all of its child institutions	78,905,508	83,791,784
05	<u>Adjustments to beginning net position</u> and other gains or losses CV=[D06-(D03+D04)]	0	0
06	Net position end of year for this institution AND all of its child institutions (from A18)	76,432,135	78,905,508

 You may use the box below to provide additional context for the data you have reported above. Context notes will be posted on the College Navigator website. Therefore, you should write all context notes using proper grammar (e.g., complete sentences with punctuation) and common language that can be easily understood by students and parents (e.g., spell out acronyms).

Part E-1 - Scholarships and Fellowships

Fiscal Year: July 1, 2024 - June 30, 2025			
Do not report Federal Direct Student Loans (FDSL) anywhere in this section.			
Line No.	Scholarships and Fellowships	Current year amount	Prior year amount
01	<u>Pell grants</u> (federal)	7,645,668	6,557,845
02	<u>Other federal grants</u> (Do NOT include FDSL amounts)	478,439	435,687
03	<u>Grants by state government</u>	751,485	2,241,491
04	<u>Grants by local government</u>	0	0
05	<u>Institutional grants from restricted resources</u>	1,847,701	1,400,144
06	<u>Institutional grants from unrestricted resources</u> CV=[E07-(E01+...+E05)]	3,661,986	2,146,288
07	Total revenue that funds scholarships and fellowships	14,385,279	12,781,455
Discounts and Allowances			
08	<u>Discounts and allowances</u> applied to <u>tuition and fees</u>	7,047,582	6,380,630
09	<u>Discounts and allowances</u> applied to sales and services of <u>auxiliary enterprises</u>	1,111,013	987,045
10	Total discounts and allowances CV=(E08+E09)	8,158,595	7,367,675
11	Net scholarships and fellowships expenses after deducting discounts and allowances CV= (E07-E10) This amount will be carried forward to C10 of the expense section.	6,226,684	5,413,780

You may use the box below to provide additional context for the data you have reported above. Context notes will be posted on the College Navigator website. Therefore, you should write all context notes using proper grammar (e.g., complete sentences with punctuation) and common language that can be easily understood by students and parents (e.g., spell out acronyms).

Part E-2 - Sources of Discounts and Allowances

Fiscal Year: July 1, 2024 - June 30, 2025							
Line No.	Source of Discounts and Allowances	Amount of Source Applied to:					
		Tuition and fees discounts allowances		Auxiliary enterprises discounts allowances		Total discounts allowances	
		Current year amount	Prior year amount	Current year amount	Prior year amount	Current year amount	Prior year amount
12	Pell grants (federal)	3,420,278	2,986,285	539,189	461,961	3,959,467	3,448,246
13	Other federal grants (Do NOT include FDSL amounts)	214,029	198,402	33,740	30,690	247,769	229,092
14	Grants by state government	<input checked="" type="checkbox"/> 336,176	1,020,721	<input checked="" type="checkbox"/> 52,996	157,900	389,172	1,178,621
15	Grants by local government	0	0	0	0	0	0
16	Endowments and gifts	818,401	629,213	129,017	97,335	947,418	726,548
17	Other institutional sources CV=[E18-(E12+E13+ ... +E16)]	2,258,698	1,546,009	356,071	239,159	2,614,769	1,785,168
18	Total (from Part E1 line 8, 9 and 10)	7,047,582	6,380,630	1,111,013	987,045	8,158,595	7,367,675

Part B - Revenues and Other Additions, Page 1


Fiscal Year: July 1, 2024 - June 30, 2025			
Line No.	Source of Funds	Current year amount	Prior year amount
Operating Revenues			
01	<u>Tuition and fees</u> , after deducting <u>discounts & allowances</u>	22,055,954	22,063,931
Grants and contracts - operating			
02	Federal operating grants and contracts	886,563	681,388
03	State operating grants and contracts	44,710	56,684
04	Local government/private operating grants and contracts	12,626	335,414
04a	Local government operating grants and contracts	0	0
04b	Private operating grants and contracts	12,626	335,414
05	Sales and services of <u>auxiliary enterprises</u> , after deducting <u>discounts and allowances</u>	6,088,468	6,291,931
06	<u>Sales and services of hospitals</u> , after deducting <u>patient contractual allowances</u>	0	0
26	<u>Sales and services of educational activities</u>	1,471,784	2,048,098
07	<u>Independent operations</u>	0	0
08	Other sources - operating CV=[B09-(B01++B07)]	8,216,413	5,766,265
09	Total operating revenues	38,776,518	37,243,711

Part B - Revenues and Other Additions, Page 2

Fiscal Year: July 1, 2024 - June 30, 2025			
Line No.	Source of funds	Current year amount	Prior year amount
<u>Nonoperating Revenues</u>			
10	Federal <u>appropriations</u>	0	0
11	State <u>appropriations</u>	26,823,876	26,652,225
12	<u>Local appropriations, education district taxes, and similar support</u>	0	0
Grants-nonoperating			
13	Federal nonoperating grants Do NOT include Federal Direct Student Loans	7,645,668	7,590,890
14	State nonoperating grants	0	0
15	Local government nonoperating grants	0	0
16	<u>Gifts, including contributions from affiliated organizations</u>	2,500,266	2,024,231
17	<u>Investment income</u>	998,777	1,040,723
18	Other nonoperating revenues CV=[B19-(B10+...+B17)]	1,071,131	1,016,406
19	Total nonoperating revenues	39,039,718	38,324,475
27	Total operating and nonoperating revenues CV=[B19+B09]	77,816,236	75,568,186
28	<u>12-month Student FTE from E12</u>	3,282	3,428
29	Total operating and nonoperating revenues per student FTE CV=[B27/B28]	23,710	22,044

Part B - Revenues and Other Additions, Page 3

Fiscal Year: July 1, 2024 - June 30, 2025			
Line No.	Source of funds	Current year amount	Prior year amount
Other Revenues and Additions			
20	<u>Capital appropriations</u>	5,339,790	2,371,030
21	<u>Capital grants and gifts</u>	0	0
22	<u>Additions to permanent endowments</u>	1,100	1,000
23	Other revenues and additions CV=[B24-(B20+...+B22)]	0	0
24	Total other revenues and additions CV=[B25-(B9+B19)]	5,340,890	2,372,030
25	Total all revenues and other additions	83,157,126	77,940,216

 You may use the box below to provide additional context for the data you have reported above. Context notes will be posted on the College Navigator website. Therefore, you should write all context notes using proper grammar (e.g., complete sentences with punctuation) and common language that can be easily understood by students and parents (e.g., spell out acronyms).

Part C-1 - Expenses and Other Deductions by Functional Classification

Fiscal Year: July 1, 2024 - June 30, 2025					
Report Total Operating AND Nonoperating Expenses in this section					
Line No.	Expense: Functional Classifications	Total amount	Prior Year Total Amount	Salaries and wages	Prior Year Salaries and wages
		(1)		(2)	
01	<u>Instruction</u>	26,781,019	27,461,213	13,782,960	14,526,041
02	<u>Research</u>	1,152,967	1,663,896	595,100	853,775
03	<u>Public service</u>	2,664,005	2,200,678	933,087	886,948
05	<u>Academic support</u>	10,173,466	11,239,139	3,909,938	4,370,849
06	<u>Student services</u>	18,215,216	17,451,913	5,442,486	5,664,388
07	<u>Institutional support</u>	9,091,580	8,918,681	4,227,954	4,024,170
10	<u>Scholarships and fellowships expenses, net of discounts and allowances (from Part E-1, line 11)</u>	6,226,684	5,413,780		
11	<u>Auxiliary enterprises</u>	7,444,679	7,998,530	628,735	515,147
12	<u>Hospital services</u>	0	0	0	0
13	<u>Independent operations</u>	0	0	0	0
14	Other Functional Expenses and deductions CV=[C19-(C01+...+C13)]	3,880,883	478,662	0	0
19	Total expenses and deductions	85,630,499	82,826,492	29,520,260	30,841,318


Part C-2 - Expenses and Other Deductions by Natural Classification

Fiscal Year: July 1, 2024 - June 30, 2025			
Line No.	Expense: Natural Classifications	Total Amount	Prior year amount
19-2	Salaries and Wages (from Part C-1, Column 2 line 19)	29,520,260	30,841,318
19-3	Benefits	15,271,698	11,852,753
19-4	Operation and Maintenance of Plant (as a natural expense)	8,233,882	7,576,439
19-5	Depreciation	8,112,839	8,004,715
19-6	Interest	1,786,360	1,444,707
19-7	Other Natural Expenses and Deductions CV=[C19-1 - (C19-2 + ... + C19-6)]	22,705,460	23,106,560
19-1	Total Expenses and Deductions (from Part C-1, Line 19)	85,630,499	82,826,492
20-1	12-month Student FTE (from E12 survey)	3,282	3,428
21-1	Total expenses and deductions per student FTE CV=[C19-1/C20-1]	26,091	24,162

You may use the box below to provide additional context for the data you have reported above. Context notes will be posted on the College Navigator website. Therefore, you should write all context notes using proper grammar (e.g., complete sentences with punctuation) and common language that can be easily understood by students and parents (e.g., spell out acronyms).


Part M-1 - Pension Information

Fiscal Year: July 1, 2024 - June 30, 2025			
Line No.	Description	Current year amount	Prior Year amount
01	Pension expense	<input checked="" type="checkbox"/> 2,607,796	-181,762
02	Net Pension liability	<input checked="" type="checkbox"/> 770,424	2,266,706
03	Deferred inflows related to pension	<input checked="" type="checkbox"/> 2,252,624	12,127,127
04	Deferred outflows related to pension	<input checked="" type="checkbox"/> 5,556,228	19,534,809

 You may use the box below to provide additional context for the data you have reported above. Context notes will be posted on the College Navigator website. Therefore, you should write all context notes using proper grammar (e.g., complete sentences with punctuation) and common language that can be easily understood by students and parents (e.g., spell out acronyms).


Part M-2 - Postemployment Benefits Other than Pension (OPEB) Information

Fiscal Year: July 1, 2024 - June 30, 2025			
Line No.	Description	Current year amount	Prior Year amount
05	OPEB expense	<input checked="" type="checkbox"/> 599,007	193,052
06	Net OPEB liability	<input checked="" type="checkbox"/> 8,244,260	8,102,336
07	Deferred inflows related to OPEB	3,649,432	3,511,532
08	Deferred outflows related to OPEB	3,538,436	3,857,618

 You may use the box below to provide additional context for the data you have reported above. Context notes will be posted on the College Navigator website. Therefore, you should write all context notes using proper grammar (e.g., complete sentences with punctuation) and common language that can be easily understood by students and parents (e.g., spell out acronyms).


Part H - Details of Endowment Net Assets

Fiscal Year: July 1, 2024 - June 30, 2025			
Include not only endowment net assets held by the institution, but any assets held by private foundations affiliated with the institution.			
Line No.	Value of Endowment Net Assets	Market Value	Prior Year Amounts
01	Value of endowment net assets at the beginning of the fiscal year	17,205,147	14,128,080
02	Value of endowment net assets at the end of the fiscal year	20,398,268	17,205,147
03	Change in value of endowment net assets CV=[H02-H01]	3,193,121	3,077,067
03a	New gifts and additions	2,333,267	3,139,397
03b	Endowment net investment return	1,647,651	2,255,220
03c	Spending distribution for current use	-1,830,135	-1,869,408
03d	Other CV=[H03-(H03a+H03b+H03c)]	1,042,338	-448,142

 You may use the box below to provide additional context for the data you have reported above. Context notes will be posted on the College Navigator website. Therefore, you should write all context notes using proper grammar (e.g., complete sentences with punctuation) and common language that can be easily understood by students and parents (e.g., spell out acronyms).

Part N - Financial Health

Fiscal Year: July 1, 2024 - June 30, 2025			
Line No.	Description <i>(If your institution is a parent institution then the amounts reported should include ALL of your child institutions. Include amounts for the institution's GASB and FASB component units.)</i>	Current year amount	Prior year amount
01	Operating income (Loss) + net nonoperating revenues (expenses)	-4,447,190	-7,177,120
02	Operating revenues + nonoperating revenues	79,745,769	77,446,681
03	Change in net position	2,870,633	-1,453,424
04	Net position	101,849,729	103,334,396
05	Expendable net assets	22,345,115	20,244,704
06	Plant-related debt	31,451,491	31,504,482
07	Total expenses	84,192,960	84,623,801

 You may use the box below to provide additional context for the data you have reported above. Context notes will be posted on the College Navigator website. Therefore, you should write all context notes using proper grammar (e.g., complete sentences with punctuation) and common language that can be easily understood by students and parents (e.g., spell out acronyms).

Part J - Revenue Data for the Census Bureau

Fiscal Year: July 1, 2024 - June 30, 2025						
Source and type		Amount				
		Total for all funds and operations (includes endowment funds, but excludes component units)	Education and general/independent operations	Auxiliary enterprises	Hospitals	Agriculture extension/experiment services
		(1)	(2)	(3)	(4)	(5)
01	Tuition and fees	29,103,536	29,103,536			
02	Sales and services	8,671,265	1,471,784	7,199,481	0	0
03	Federal grants/contracts (excludes Pell Grants)	886,563	886,563	0	0	0
Revenue from the state government:						
04	State appropriations, current & capital	32,163,666	32,163,666	0	0	0
05	State grants and contracts	44,710	44,710	0	0	0
Revenue from local governments:						
06	Local appropriation, current & capital	0	0	0	0	0
07	Local government grants/contracts	0	0	0	0	0
08	Receipts from property and non-property taxes	0				
09	Gifts and private grants, NOT including capital grants	2,512,892				
10	Interest earnings	876,926				
11	Dividend earnings	0				
12	Realized capital gains	0				

You may use the box below to provide additional context for the data you have reported above. Context notes will be posted on the College Navigator website. Therefore, you should write all context notes using proper grammar (e.g., complete sentences with punctuation) and common language that can be easily understood by students and parents (e.g., spell out acronyms).


Part K - Expenditure Data for the Census Bureau

Fiscal Year: July 1, 2024 - June 30, 2025						
Category		Total for all funds and operations (includes endowment funds, but excludes component units)	Education and general/independent operations	Auxiliary enterprises	Hospitals	Agriculture extension/experiment services
		(1)	(2)	(3)	(4)	(5)
02	Employee benefits, total	16,349,394	16,156,919	192,475	0	0
03	Payment to state retirement funds (may be included in line 02 above)	3,035,826	2,985,158	50,668	0	0
04	Current expenditures including salaries	66,468,792	61,121,870	5,346,922	0	0
Capital outlays						
05	Construction	5,883,305	5,883,305	0	0	0
06	Equipment purchases	356,000	356,000	0	0	0
07	Land purchases	69,500	69,500	0	0	0
08	Interest on debt outstanding, all funds and activities	1,786,360				

You may use the box below to provide additional context for the data you have reported above. Context notes will be posted on the College Navigator website. Therefore, you should write all context notes using proper grammar (e.g., complete sentences with punctuation) and common language that can be easily understood by students and parents (e.g., spell out acronyms).


Part L - Debt and Assets for Census Bureau, page 1

Fiscal Year: July 1, 2024 - June 30, 2025		
Debt		
	Category	Amount
01	Long-term debt outstanding at beginning of fiscal year	31,296,060
02	Long-term debt issued during fiscal year	13,115,551
03	Long-term debt retired during fiscal year	13,168,957
04	Long-term debt outstanding at end of fiscal year	31,242,654
05	Short-term debt outstanding at beginning of fiscal year	0
06	Short-term debt outstanding at end of fiscal year	0

 You may use the box below to provide additional context for the data you have reported above. Context notes will be posted on the College Navigator website. Therefore, you should write all context notes using proper grammar (e.g., complete sentences with punctuation) and common language that can be easily understood by students and parents (e.g., spell out acronyms).

Part L - Debt and Assets for Census Bureau, page 2

Fiscal Year: July 1, 2024 - June 30, 2025		
Assets		
Category		Amount
07	Total cash and security assets held at end of fiscal year in sinking or debt service funds	<input type="text" value="0"/>
08	Total cash and security assets held at end of fiscal year in bond funds	<input type="text" value="0"/>
09	Total cash and security assets held at end of fiscal year in all other funds	<input type="text" value="21,579,783"/>

 You may use the box below to provide additional context for the data you have reported above. Context notes will be posted on the College Navigator website. Therefore, you should write all context notes using proper grammar (e.g., complete sentences with punctuation) and common language that can be easily understood by students and parents (e.g., spell out acronyms).

Prepared by

Prepared by

Reporting Reminders:

- The name of the preparer is being collected so that we can follow up with the appropriate person in the event that there are questions concerning the data.
- The Keyholder will be copied on all email correspondence to other preparers.
- The time it took to prepare this component is being collected so that we can continue to improve our estimate of the reporting burden associated with IPEDS.
- Please include in your estimate the time it took for you to review instructions, query and search data sources, complete and review the component, and submit the data through the Data Collection System.
- Thank you for your assistance.

This survey component was prepared by:

<input type="radio"/>	Keyholder	<input type="radio"/>	SFA Contact	<input type="radio"/>	HR Contact
<input checked="" type="radio"/>	Finance Contact	<input type="radio"/>	Other		
Name: <input type="text" value="Rod Dole"/>					
Email: <input type="text" value="rodney.dole@wisconsin.edu"/>					

How many staff from your institution only were involved in the data collection and reporting process of this survey component?

Number of Staff (including yourself)

How many hours did you and others from your institution only spend on each of the steps below when responding to this survey component?
Exclude the hours spent collecting data for state and other reporting purposes.

Staff member	Collecting Data Needed	Revising Data to Match IPEDS Requirements	Entering Data	Revising and Locking Data
Your office	<input type="text" value="1.00"/> hours	<input type="text" value="1.00"/> hours	<input type="text" value="1.00"/> hours	<input type="text" value="1.00"/> hours
Other offices	<input type="text"/> hours	<input type="text"/> hours	<input type="text"/> hours	<input type="text"/> hours

Summary

Finance Component Summary

The purpose of this summary is to provide you an opportunity to view some of the data that, when accepted through the IPEDS quality control process, will appear on the [College Navigator](#) website and/or your institution's Data Feedback Report (DFR). In addition, all data reported in IPEDS survey components become publicly available through the [IPEDS Use the Data](#) and appear as aggregated statistics in various Department of Education reports. [College Navigator](#) is updated approximately three months after the data collection period closes and DFRs will be available through the [IPEDS Use the Data](#).

Please review your data for accuracy. If you have questions about the data displayed below or after reviewing the data reported on the survey screens, please contact the IPEDS Help Desk at: 1-877-225-2568 or ipedshelp@tti.org.

Core Revenues			
Revenue Source	Reported values	Percent of total core revenues (%)	Core revenues per FTE enrollment
Tuition and fees	22,055,954	29	6,720
State appropriations	26,823,876	35	8,173
Local appropriations	0	0	0
Government grants and contracts	8,576,941	11	2,613
Private gifts, grants, and contracts	2,512,892	3	766
Investment income	998,777	1	304
Other core revenues	16,100,218	21	4,906
Total core revenues	77,068,658	100	23,482
Total revenues	83,157,126	N/A	25,337

Other core revenues include federal appropriations; sales and services of educational activities; other operating and nonoperating sources; and other revenues and additions (e.g., capital appropriations, capital grants and gifts, etc.). Core revenues exclude revenues from auxiliary enterprises (e.g., bookstores, dormitories), hospitals, and independent operations. For institutions reporting in Full parent/child relationships, core revenues per FTE enrollment amounts will not be allocated to child institutions.

Core Expense			
Expense function	Reported values	Percent of total core expenses (%)	Core expenses per FTE enrollment
Instruction	26,781,019	34	8,160
Research	1,152,967	1	351
Public service	2,664,005	3	812
Academic support	10,173,466	13	3,100
Institutional support	9,091,580	12	2,770
Student services	18,215,216	23	5,550
Other core expenses	10,107,567	13	3,080
Total core expenses	78,185,820	100	23,823
Total expenses	85,630,499	N/A	26,091

Other core expenses include scholarships and fellowships, net of discounts and allowances, and other expenses. Core expenses exclude expenses from auxiliary enterprises (e.g., bookstores, dormitories), hospitals, and independent operations. For institutions reporting in Full parent/child relationships, core expenses per FTE enrollment amounts will not be allocated to child institutions.

	Calculated value
FTE enrollment	3,282

The full-time equivalent (FTE) enrollment used in this report is the sum of the institution's FTE undergraduate enrollment and FTE graduate enrollment (as calculated from or reported on the 12-month Enrollment component). FTE is estimated using 12-month instructional activity (credit and/or clock hours). All doctor's degree students are reported as graduate students.

Edit Report

Finance

Source	Description	Severity	Resolved	Options
Screen: Part D - Summary of Changes In Net Position				
Upload File	The calculated amount of change in net position during the year in Part D (line 03) is expected to be greater than zero. Please confirm that the data reported are correct. (Error #5202)	Confirmation	Yes	
Screen: Part E-2 - Sources of Discounts and Allowances				
Upload File	The amount reported is outside the expected range of between 510,361 and 1,531,081 when compared with the prior year value. Please correct your data or explain. (Error #5301)	Explanation	Yes	
Reason	State awards represented a smaller percentage of discountable revenues in the current year.			
Upload File	The amount reported is outside the expected range of between 78,950 and 236,850 when compared with the prior year value. Please correct your data or explain. (Error #5301)	Explanation	Yes	
Reason	State awards represented a smaller percentage of discountable revenues in the current year.			
Screen: Part M-1 - Pension Information				
Upload File	The amount reported is outside the expected range of between -245,378 and -118,145 when compared with the prior year value. Please correct your data or explain. (Error #5301)	Explanation	Yes	
Reason	Actuarially calculated.			
Upload File	The amount reported is outside the expected range of between 1,473,359 and 3,060,053 when compared with the prior year value. Please correct your data or explain. (Error #5301)	Explanation	Yes	
Reason	Actuarially calculated.			
Upload File	The amount reported is outside the expected range of between 7,882,633 and 16,371,621 when compared with the prior year value. Please correct your data or explain. (Error #5301)	Explanation	Yes	
Reason	Actuarially calculated.			
Upload File	The amount reported is outside the expected range of between 12,697,626 and 26,371,992 when compared with the prior year value. Please correct your data or explain. (Error #5301)	Explanation	Yes	
Reason	Actuarially calculated.			
Screen: Part M-2 - Postemployment Benefits Other than Pension (OPEB) Information				
Upload File	The amount reported is outside the expected range of between 125,484 and 260,620 when compared with the prior year value. Please correct your data or explain. (Error #5301)	Explanation	Yes	
Reason	Market performance along with changes in rates and assumptions resulted in an increase in OPEB expenses.			
Perform Edits	The amount reported for Net OPEB liability (Part M-2 - line 06) is not expected to be greater than the amount of Net Pension liability (Part M-1 - line 02). Please explain or contact the IPEDS Help Desk for assistance. (Error #5820)	Explanation	Yes	
Reason	The OPEB liability is built incrementally, so not on the same allocation percentage as the Pension liability, which is rebuilt each year due to the fluctuation between liability and asset.			