

## Finance 2025-26

Institution: University of Wisconsin-Madison (240444)

User ID: 55C0011

### Overview

#### Overview

The purpose of the IPEDS Finance component is to collect basic financial information from items associated with the institution's General Purpose Financial Statements.

#### Data Reporting Reminder:

- Report data to accurately reflect the time period corresponding with the IPEDS survey component, even if such reporting is seemingly inconsistent with prior-year reporting.

#### Changes to reporting:

- No changes for the 2025-26 data collection period.

#### Resources:

- To download the survey materials for this component: [Survey Materials](#)
- To access your prior year data submission for this component: [Reported Data](#)

If you have questions about completing this survey, please contact the **IPEDS Help Desk at (877) 225-2568**.

## Finance - Public Institutions' Reporting Standard

### Reporting Standard

**Please indicate which reporting standards are used to prepare your financial statements:**

- GASB (Governmental Accounting Standards Board), using standards of GASB 34 & 35
- FASB (Financial Accounting Standards Board)

Please consult your business officer for the correct response before saving this screen. Your response to this question will determine the forms you will receive for reporting finance data.

Finance - Public Institutions Using GASB Standards

General Information: GASB-Reporting Institutions (aligned form)

Reporting Reminder:

- To the extent possible, the finance data requested in this report should be provided from your institution's audited General Purpose Financial Statements (GPFS).
- Please refer to the instructions specific to each screen of the survey for details and references.

1. Fiscal Year Calendar

This report covers financial activities for the 12-month fiscal year: (The fiscal year reported should be the most recent fiscal year ending before October 1, 2025.)

Beginning: month/year (MMYYYY)	Month: <input type="text" value="7"/>	Year: <input type="text" value="2024"/>
And ending: month/year (MMYYYY)	Month: <input type="text" value="6"/>	Year: <input type="text" value="2025"/>

2. Audit Opinion

Did your institution receive an unqualified opinion on its General Purpose Financial Statements from your auditor for the fiscal year noted above? (If your institution is audited only in combination with another entity, answer this question based on the audit of that entity.)

- Unqualified
- 1** Qualified (Explain in box below)
- Don't know OR in progress (Explain in box below)

3. Reporting Model

GASB Statement No. 34 offers three alternative reporting models for special-purpose governments like colleges and universities. Which model is used by your institution?

- Business-type activities
- Governmental Activities
- Governmental Activities with Business-Type Activities

4. Intercollegiate Athletics

Does your institution participate in intercollegiate athletics?

- No
- Yes - answer part a and b below

a) Are the intercollegiate athletics expenses accounted for as? [check all that apply]

- Auxiliary enterprises
- Student services
- Other (specify in box below)

b) Does your institution have intercollegiate athletics revenue?

- No
- Yes - select category(s) where these revenues are included [check all that apply]

- Sales and services of educational activities
- Sales and services of auxiliary enterprises
- Other (specify in box below)

Other Operating Revenues

5. Endowment Assets

Does this institution or any of its foundations or other affiliated organizations own endowment assets?

- No
- Yes - (report details of endowment net assets)

6. Pension

Does your institution include defined benefit pension liabilities, expenses, and/or deferrals in its General Purpose Financial Statements?

- No
- 1** Yes

7. Postemployment Benefits Other than Pension (OPEB)

Does your institution include postemployment benefits other than pension (OPEB) liabilities, expenses, and/or deferrals in its General Purpose Financial Statements?

- No
- Yes

You may use the box below to provide additional context for the data you have reported above. Context notes will be posted on the College Navigator website. Therefore, you should write all context notes using proper grammar (e.g., complete sentences with punctuation) and common language that can be easily understood by students and parents (e.g., spell out acronyms).




Part A - Statement of Net Position Page 1

Fiscal Year: July 1, 2024 - June 30, 2025			
If your institution is a parent institution then the amounts reported in Parts A and D should include ALL of your child institutions			
Line no.		Current year amount	Prior year amount
<b>Assets</b>			
01	Total <u>current assets</u>	2,253,770,764	2,024,298,068
31	Depreciable <u>capital assets</u> , net of depreciation	2,777,344,685	2,681,090,278
04	Other noncurrent assets CV=[A05-A31]	1,357,021,654	1,242,192,079
05	Total <u>noncurrent assets</u>	4,134,366,339	3,923,282,357
06	<b>Total assets</b> CV=(A01+A05)	<b>6,388,137,103</b>	<b>5,947,580,425</b>
19	<u>Deferred outflows of resources</u>	962,047,714	1,326,137,776
<b>Liabilities</b>			
07	<u>Long-term debt, current portion</u>	74,555,301	71,097,087
08	Other current liabilities CV=(A09-A07)	799,071,616	679,755,260
09	Total <u>current liabilities</u>	873,626,917	750,852,347
10	<u>Long-term debt</u>	842,093,008	817,461,899
11	Other noncurrent liabilities CV=(A12-A10)	632,916,985	634,073,340
12	Total <u>noncurrent liabilities</u>	1,475,009,993	1,451,535,239
13	<b>Total liabilities</b> CV=(A09+A12)	<b>2,348,636,910</b>	<b>2,202,387,586</b>
20	<u>Deferred inflows of resources</u>	596,386,294	878,218,691
<b>Net Position</b>			
14	<u>Invested in capital assets, net of related debt</u>	2,589,040,364	2,426,450,708
15	<u>Restricted-expendable</u>	1,175,194,859	1,078,851,100
16	<u>Restricted-nonexpendable</u>	251,201,539	234,954,680
17	<u>Unrestricted</u> CV=[A18-(A14+A15+A16)]	389,724,851	452,855,436
18	<b>Net position</b> CV=[(A06+A19)-(A13+A20)]	<b>4,405,161,613</b>	<b>4,193,111,924</b>

You may use the box below to provide additional context for the data you have reported above. Context notes will be posted on the College Navigator website. Therefore, you should write all context notes using proper grammar (e.g., complete sentences with punctuation) and common language that can be easily understood by students and parents (e.g., spell out acronyms).

Fiscal Year: July 1, 2024 - June 30, 2025			
Line No.	Description	Ending balance	Prior year Ending balance
<b>Capital Assets</b>			
21	<u>Land and land improvements</u>	89,166,103	89,170,197
22	<u>Infrastructure</u>	298,698,301	297,950,040
23	<u>Buildings</u>	4,896,861,868	4,667,126,342
32	Equipment, including art and <u>library collections</u>	1,769,623,480	1,702,594,960
27	<u>Construction in progress</u>	639,235,542	544,812,569
	<b>Total for Plant, Property and Equipment CV = (A21+ .. A27)</b>	<b>7,693,585,294</b>	<b>7,301,654,108</b>
28	<u>Accumulated depreciation</u>	4,187,896,620	3,986,644,416
33	Intangible assets, net of accumulated amortization	0	0
34	Other capital assets	0	0

 You may use the box below to provide additional context for the data you have reported above. Context notes will be posted on the College Navigator website. Therefore, you should write all context notes using proper grammar (e.g., complete sentences with punctuation) and common language that can be easily understood by students and parents (e.g., spell out acronyms).

Part D - Summary of Changes In Net Position

Fiscal Year: July 1, 2024 - June 30, 2025			
If your institution is a parent institution then the amounts reported in Parts A and D should include ALL of your child institutions			
Line No.	Description	Current year amount	Prior year amount
01	Total revenues and other additions for this institution <b>AND all of its child institutions</b>	4,751,579,261	4,541,903,107
02	Total expenses and deductions for this institution <b>AND all of its child institutions</b>	4,539,529,572	4,227,555,880
03	Change in net position during year <b>CV=(D01-D02)</b>	<b>212,049,689</b>	<b>314,347,227</b>
04	<u>Net position</u> beginning of year for this institution <b>AND all of its child institutions</b>	4,193,111,924	3,878,764,697
05	<u>Adjustments to beginning net position</u> and other gains or losses <b>CV=[D06-(D03+D04)]</b>	0	0
06	Net position end of year for this institution <b>AND all of its child institutions (from A18)</b>	4,405,161,613	4,193,111,924

You may use the box below to provide additional context for the data you have reported above. Context notes will be posted on the College Navigator website. Therefore, you should write all context notes using proper grammar (e.g., complete sentences with punctuation) and common language that can be easily understood by students and parents (e.g., spell out acronyms).

Part E-1 - Scholarships and Fellowships

Fiscal Year: July 1, 2024 - June 30, 2025			
Do not report Federal Direct Student Loans (FDSL) anywhere in this section.			
Line No.	Scholarships and Fellowships	Current year amount	Prior year amount
01	<u>Pell grants</u> (federal)	43,952,494	33,026,456
02	<u>Other federal grants</u> (Do NOT include FDSL amounts)	30,121,487	33,243,201
03	<u>Grants by state government</u>	10,439,421	25,623,538
04	<u>Grants by local government</u>	0	0
05	<u>Institutional grants from restricted resources</u>	85,547,111	83,908,962
06	<u>Institutional grants from unrestricted resources</u> CV=[E07-(E01+...+E05)]	143,522,934	134,923,067
07	Total revenue that funds scholarships and fellowships	313,583,447	310,725,224
<b>Discounts and Allowances</b>			
08	<u>Discounts and allowances</u> applied to <u>tuition and fees</u>	223,582,321	195,271,402
09	<u>Discounts and allowances</u> applied to sales and services of <u>auxiliary enterprises</u>	17,952,569	10,073,125
10	Total discounts and allowances CV=(E08+E09)	241,534,890	205,344,527
11	Net scholarships and fellowships expenses after deducting discounts and allowances CV= (E07-E10) <b>This amount will be carried forward to C10 of the expense section.</b>	72,048,557	105,380,697

You may use the box below to provide additional context for the data you have reported above. Context notes will be posted on the College Navigator website. Therefore, you should write all context notes using proper grammar (e.g., complete sentences with punctuation) and common language that can be easily understood by students and parents (e.g., spell out acronyms).

Part E-2 - Sources of Discounts and Allowances

Fiscal Year: July 1, 2024 - June 30, 2025								
Line No.	Source of Discounts and Allowances	Amount of Source Applied to:						
		Tuition and fees discounts allowances		Auxiliary enterprises discounts allowances		Total discounts allowances		
		Current year amount	Prior year amount	Current year amount	Prior year amount	Current year amount	Prior year amount	
12	Pell grants (federal)	25,334,681	19,798,020	<input checked="" type="checkbox"/> 2,034,251	1,021,286	27,368,932	20,819,306	
13	Other federal grants (Do NOT include FDSL amounts)	17,370,307	19,905,221	1,394,751	1,026,815	18,765,058	20,932,036	
14	Grants by state government	<input checked="" type="checkbox"/> 3,957,404	16,602,862	<input checked="" type="checkbox"/> 317,761	856,463	4,275,165	17,459,325	
15	Grants by local government	0	0	0	0	0	0	
16	Endowments and gifts	42,860,047	43,015,089	<input checked="" type="checkbox"/> 3,441,453	2,218,944	46,301,500	45,234,033	
17	Other institutional sources CV=[E18-(E12+E13+ ... +E16)]	134,059,882	95,950,210	10,764,353	4,949,617	144,824,235	100,899,827	
18	Total (from Part E1 line 8, 9 and 10)	223,582,321	195,271,402	17,952,569	10,073,125	241,534,890	205,344,527	

Part B - Revenues and Other Additions, Page 1


Fiscal Year: July 1, 2024 - June 30, 2025			
Line No.	Source of Funds	Current year amount	Prior year amount
<u>Operating Revenues</u>			
01	<u>Tuition and fees, after deducting discounts &amp; allowances</u>	864,564,740	892,890,213
Grants and contracts - operating			
02	Federal operating grants and contracts	945,435,199	938,960,733
03	State operating grants and contracts	38,891,862	37,025,079
04	Local government/private operating grants and contracts	<b>410,626,119</b>	<b>407,635,911</b>
04a	Local government operating grants and contracts	2,245,423	1,890,566
04b	Private operating grants and contracts	408,380,696	405,745,345
05	Sales and services of <u>auxiliary enterprises</u> , after deducting <u>discounts and allowances</u>	210,228,221	203,638,051
06	<u>Sales and services of hospitals</u> , after deducting <u>patient contractual allowances</u>	67,058,563	56,307,618
26	<u>Sales and services of educational activities</u>	333,457,660	330,031,759
07	<u>Independent operations</u>	0	0
08	Other sources - operating CV=[B09-(B01+ ....+B07)]	<b>308,579,457</b>	<b>259,818,594</b>
09	Total operating revenues	3,178,841,821	3,126,307,958

Part B - Revenues and Other Additions, Page 2

Fiscal Year: July 1, 2024 - June 30, 2025			
Line No.	Source of funds	Current year amount	Prior year amount
<u>Nonoperating Revenues</u>			
10	Federal <u>appropriations</u>	15,812,291	22,565,551
11	State <u>appropriations</u>	535,550,678	538,756,484
12	<u>Local appropriations, education district taxes, and similar support</u>	0	0
Grants-nonoperating			
13	Federal nonoperating grants <b>Do NOT include Federal Direct Student Loans</b>	50,435,745	34,648,887
14	State nonoperating grants	0	0
15	Local government nonoperating grants	0	0
16	<u>Gifts, including contributions from affiliated organizations</u>	532,705,770	492,244,913
17	<u>Investment income</u>	71,890,129	126,971,140
18	Other nonoperating revenues CV=[B19-(B10+...+B17)]	123,522,167	58,057,167
19	Total nonoperating revenues	1,329,916,780	1,273,244,142
27	Total operating and nonoperating revenues CV=[B19+B09]	4,508,758,601	4,399,552,100
28	<u>12-month Student FTE from E12</u>	47,972	46,550
29	Total operating and nonoperating revenues per student FTE CV=[B27/B28]	93,987	94,512

Part B - Revenues and Other Additions, Page 3

Fiscal Year: July 1, 2024 - June 30, 2025			
Line No.	Source of funds	Current year amount	Prior year amount
Other Revenues and Additions			
20	<u>Capital appropriations</u>	87,568,130	55,509,045
21	<u>Capital grants and gifts</u>	152,004,265	84,187,483
22	<u>Additions to permanent endowments</u>	3,248,265	2,654,479
23	Other revenues and additions CV=[B24-(B20+...+B22)]	0	0
24	Total other revenues and additions CV=[B25-(B9+B19)]	242,820,660	142,351,007
25	Total all revenues and other additions	4,751,579,261	4,541,903,107

 You may use the box below to provide additional context for the data you have reported above. Context notes will be posted on the College Navigator website. Therefore, you should write all context notes using proper grammar (e.g., complete sentences with punctuation) and common language that can be easily understood by students and parents (e.g., spell out acronyms).

Part C-1 - Expenses and Other Deductions by Functional Classification

Fiscal Year: July 1, 2024 - June 30, 2025					
Report Total Operating AND Nonoperating Expenses in this section					
Line No.	Expense: Functional Classifications	Total amount	Prior Year Total Amount	Salaries and wages	Prior Year Salaries and wages
		(1)		(2)	
01	<u>Instruction</u>	1,047,981,165	996,975,271	630,100,606	598,555,113
02	<u>Research</u>	1,547,973,523	1,498,460,197	753,916,655	718,820,021
03	<u>Public service</u>	417,965,321	437,175,372	163,754,906	156,125,344
05	<u>Academic support</u>	358,300,838	298,869,100	194,839,082	170,672,070
06	<u>Student services</u>	232,853,367	224,222,066	110,596,596	105,125,828
07	<u>Institutional support</u>	256,317,415	182,777,979	141,810,265	130,903,561
10	<u>Scholarships and fellowships expenses,</u> net of discounts and allowances (from Part E-1, line 11)	72,048,557	105,380,697		
11	<u>Auxiliary enterprises</u>	353,706,125	358,629,558	117,921,838	114,273,691
12	<u>Hospital services</u>	58,382,237	47,333,329	0	0
13	<u>Independent operations</u>	0	0	0	0
14	Other Functional Expenses and deductions CV=[C19-(C01+...+C13)]	194,001,024	77,732,311	1,021,566	936,781
19	<b>Total expenses and deductions</b>	4,539,529,572	4,227,555,880	2,113,961,514	1,995,412,409


Part C-2 - Expenses and Other Deductions by Natural Classification

Fiscal Year: July 1, 2024 - June 30, 2025			
Line No.	Expense: Natural Classifications	Total Amount	Prior year amount
19-2	Salaries and Wages (from Part C-1, Column 2 line 19)	2,113,961,514	1,995,412,409
19-3	Benefits	831,387,230	635,819,164
19-4	Operation and Maintenance of Plant (as a natural expense)	237,004,888	246,039,316
19-5	Depreciation	262,634,698	260,309,449
19-6	Interest	22,889,199	27,556,342
19-7	Other Natural Expenses and Deductions CV=[C19-1 - (C19-2 + ... + C19-6)]	1,071,652,043	1,062,419,200
19-1	<b>Total Expenses and Deductions (from Part C-1, Line 19)</b>	<b>4,539,529,572</b>	<b>4,227,555,880</b>
20-1	12-month Student FTE (from E12 survey)	47,972	46,550
21-1	Total expenses and deductions per student FTE CV=[C19-1/C20-1]	<b>94,629</b>	<b>90,818</b>

You may use the box below to provide additional context for the data you have reported above. Context notes will be posted on the College Navigator website. Therefore, you should write all context notes using proper grammar (e.g., complete sentences with punctuation) and common language that can be easily understood by students and parents (e.g., spell out acronyms).


Part M-1 - Pension Information

Fiscal Year: July 1, 2024 - June 30, 2025				
Line No.	Description	Current year amount		Prior Year amount
01	Pension expense	<input checked="" type="checkbox"/>	<input type="text" value="79,567,172"/>	-50,404,127
02	Net Pension liability		<input type="text" value="144,765,477"/>	129,980,966
03	Deferred inflows related to pension	<input checked="" type="checkbox"/>	<input type="text" value="423,276,478"/>	695,412,391
04	Deferred outflows related to pension		<input type="text" value="783,237,370"/>	1,120,155,944

 You may use the box below to provide additional context for the data you have reported above. Context notes will be posted on the College Navigator website. Therefore, you should write all context notes using proper grammar (e.g., complete sentences with punctuation) and common language that can be easily understood by students and parents (e.g., spell out acronyms).


Part M-2 - Postemployment Benefits Other than Pension (OPEB) Information

Fiscal Year: July 1, 2024 - June 30, 2025				
Line No.	Description		Current year amount	Prior Year amount
05	OPEB expense	<input checked="" type="checkbox"/>	17,195,639	12,410,355
06	Net OPEB liability	<input checked="" type="checkbox"/>	388,305,598	385,042,630
07	Deferred inflows related to OPEB		151,461,571	161,491,777
08	Deferred outflows related to OPEB		164,426,444	188,389,320

 You may use the box below to provide additional context for the data you have reported above. Context notes will be posted on the College Navigator website. Therefore, you should write all context notes using proper grammar (e.g., complete sentences with punctuation) and common language that can be easily understood by students and parents (e.g., spell out acronyms).


Part H - Details of Endowment Net Assets

Fiscal Year: July 1, 2024 - June 30, 2025			
Include not only endowment net assets held by the institution, but any assets held by private foundations affiliated with the institution.			
Line No.	Value of Endowment Net Assets	Market Value	Prior Year Amounts
01	Value of endowment net assets at the beginning of the fiscal year	6,101,887,051	5,530,156,867
02	Value of endowment net assets at the end of the fiscal year	6,622,419,263	6,101,887,051
03	Change in value of endowment net assets CV=[H02-H01]	520,532,212	571,730,184
03a	New gifts and additions	356,711,441	483,714,729
03b	Endowment net investment return	753,213,135	663,596,438
03c	Spending distribution for current use	-649,444,891	-556,189,874
03d	Other CV=[H03-(H03a+H03b+H03c)]	60,052,527	-19,391,109

 You may use the box below to provide additional context for the data you have reported above. Context notes will be posted on the College Navigator website. Therefore, you should write all context notes using proper grammar (e.g., complete sentences with punctuation) and common language that can be easily understood by students and parents (e.g., spell out acronyms).

Part N - Financial Health

Fiscal Year: July 1, 2024 - June 30, 2025			
Line No.	Description <i>(If your institution is a parent institution then the amounts reported should include ALL of your child institutions. Include amounts for the institution's GASB and FASB component units.)</i>	Current year amount	Prior year amount
01	Operating income (Loss) + net nonoperating revenues (expenses)	122,501,227	195,764,541
02	Operating revenues + nonoperating revenues	5,184,499,483	4,982,574,858
03	Change in net position	758,044,587	830,936,190
04	Net position	9,702,329,000	8,878,951,726
05	Expendable net assets	5,019,654,949	4,565,077,691
06	Plant-related debt	916,648,309	888,558,986
07	Total expenses	5,061,998,256	4,786,810,317

 You may use the box below to provide additional context for the data you have reported above. Context notes will be posted on the College Navigator website. Therefore, you should write all context notes using proper grammar (e.g., complete sentences with punctuation) and common language that can be easily understood by students and parents (e.g., spell out acronyms).

Part J - Revenue Data for the Census Bureau

Fiscal Year: July 1, 2024 - June 30, 2025						
Source and type		Amount				
		Total for all funds and operations (includes endowment funds, but excludes component units)	Education and general/independent operations	Auxiliary enterprises	Hospitals	Agriculture extension/experiment services
		(1)	(2)	(3)	(4)	(5)
01	Tuition and fees	1,088,147,061	1,088,147,061			
02	Sales and services	<b>628,697,013</b>	326,149,301	228,180,790	67,058,563	7,308,359
03	Federal grants/contracts (excludes Pell Grants)	945,435,199	936,143,944	0	0	9,291,255
Revenue from the state government:						
04	State appropriations, current & capital	623,118,808	603,271,107	0	0	19,847,701
05	State grants and contracts	38,891,862	38,891,862	0	0	0
Revenue from local governments:						
06	Local appropriation, current & capital	0	0	0	0	0
07	Local government grants/contracts	2,245,423	2,245,423	0	0	0
08	Receipts from property and non-property taxes	0				
09	Gifts and private grants, NOT including capital grants	1,075,869,169				
10	Interest earnings	30,967,282				
11	Dividend earnings	0				
12	Realized capital gains	136,732				

You may use the box below to provide additional context for the data you have reported above. Context notes will be posted on the College Navigator website. Therefore, you should write all context notes using proper grammar (e.g., complete sentences with punctuation) and common language that can be easily understood by students and parents (e.g., spell out acronyms).


Part K - Expenditure Data for the Census Bureau

Fiscal Year: July 1, 2024 - June 30, 2025						
Category		Total for all funds and operations (includes endowment funds, but excludes component units)	Education and general/independent operations	Auxiliary enterprises	Hospitals	Agriculture extension/experiment services
		(1)	(2)	(3)	(4)	(5)
02	Employee benefits, total	864,828,483	842,070,290	15,216,155	0	7,542,038
03	Payment to state retirement funds (may be included in line 02 above)	143,080,883	137,524,957	4,249,573	0	1,306,353
04	Current expenditures <b>including</b> salaries	4,038,876,234	3,776,779,058	161,755,286	58,382,237	41,959,653
Capital outlays						
05	Construction	309,888,055	308,074,989	1,218,965	0	594,101
06	Equipment purchases	91,004,638	84,886,600	4,561,357	0	1,556,681
07	Land purchases	1,602	600	1,002	0	0
08	Interest on debt outstanding, all funds and activities	20,887,627				

You may use the box below to provide additional context for the data you have reported above. Context notes will be posted on the College Navigator website. Therefore, you should write all context notes using proper grammar (e.g., complete sentences with punctuation) and common language that can be easily understood by students and parents (e.g., spell out acronyms).


Part L - Debt and Assets for Census Bureau, page 1

Fiscal Year: July 1, 2024 - June 30, 2025		
Debt		
	Category	Amount
01	Long-term debt outstanding at beginning of fiscal year	825,252,253
02	Long-term debt issued during fiscal year	122,247,440
03	Long-term debt retired during fiscal year	125,053,463
04	Long-term debt outstanding at end of fiscal year	822,446,230
05	Short-term debt outstanding at beginning of fiscal year	0
06	Short-term debt outstanding at end of fiscal year	0

 You may use the box below to provide additional context for the data you have reported above. Context notes will be posted on the College Navigator website. Therefore, you should write all context notes using proper grammar (e.g., complete sentences with punctuation) and common language that can be easily understood by students and parents (e.g., spell out acronyms).

Part L - Debt and Assets for Census Bureau, page 2

Fiscal Year: July 1, 2024 - June 30, 2025		
Assets		
Category		Amount
07	Total cash and security assets held at end of fiscal year in sinking or debt service funds	52,969,945
08	Total cash and security assets held at end of fiscal year in bond funds	0
09	Total cash and security assets held at end of fiscal year in all other funds	684,226,749

 You may use the box below to provide additional context for the data you have reported above. Context notes will be posted on the College Navigator website. Therefore, you should write all context notes using proper grammar (e.g., complete sentences with punctuation) and common language that can be easily understood by students and parents (e.g., spell out acronyms).

Prepared by

**Prepared by**

Reporting Reminders:

- The name of the preparer is being collected so that we can follow up with the appropriate person in the event that there are questions concerning the data.
- The Keyholder will be copied on all email correspondence to other preparers.
- The time it took to prepare this component is being collected so that we can continue to improve our estimate of the reporting burden associated with IPEDS.
- Please include in your estimate the time it took for you to review instructions, query and search data sources, complete and review the component, and submit the data through the Data Collection System.
- Thank you for your assistance.

This survey component was prepared by:			
<input type="radio"/>	Keyholder	<input type="radio"/>	SFA Contact
<input checked="" type="radio"/>	Finance Contact	<input type="radio"/>	Other
	Name: <input type="text" value="Rod Dole"/>		
	Email: <input type="text" value="rodney.dole@wisconsin.edu"/>		

How many staff from your institution only were involved in the data collection and reporting process of this survey component?
<input type="text" value="2.00"/> Number of Staff (including yourself)

How many hours did you and others from your institution only spend on each of the steps below when responding to this survey component? <i>Exclude the hours spent collecting data for state and other reporting purposes.</i>				
Staff member	Collecting Data Needed	Revising Data to Match IPEDS Requirements	Entering Data	Revising and Locking Data
Your office	<input type="text" value="1.00"/> hours	<input type="text" value="1.00"/> hours	<input type="text" value="1.00"/> hours	<input type="text" value="1.00"/> hours
Other offices	<input type="text"/> hours	<input type="text"/> hours	<input type="text"/> hours	<input type="text"/> hours

Summary

Finance Component Summary

The purpose of this summary is to provide you an opportunity to view some of the data that, when accepted through the IPEDS quality control process, will appear on the [College Navigator](#) website and/or your institution's Data Feedback Report (DFR). In addition, all data reported in IPEDS survey components become publicly available through the [IPEDS Use the Data](#) and appear as aggregated statistics in various Department of Education reports. [College Navigator](#) is updated approximately three months after the data collection period closes and DFRs will be available through the [IPEDS Use the Data](#).

Please review your data for accuracy. If you have questions about the data displayed below or after reviewing the data reported on the survey screens, please contact the IPEDS Help Desk at: 1-877-225-2568 or [ipedshelp@tti.org](mailto:ipedshelp@tti.org).

Core Revenues			
Revenue Source	Reported values	Percent of total core revenues (%)	Core revenues per FTE enrollment
Tuition and fees	864,564,740	19	18,022
State appropriations	535,550,678	12	11,164
Local appropriations	0	0	0
Government grants and contracts	1,037,008,229	23	21,617
Private gifts, grants, and contracts	941,086,466	21	19,617
Investment income	71,890,129	2	1,499
Other core revenues	1,024,192,235	23	21,350
Total core revenues	4,474,292,477	100	93,269
<b>Total revenues</b>	<b>4,751,579,261</b>	<b>N/A</b>	<b>99,049</b>

Other core revenues include federal appropriations; sales and services of educational activities; other operating and nonoperating sources; and other revenues and additions (e.g., capital appropriations, capital grants and gifts, etc.). Core revenues exclude revenues from auxiliary enterprises (e.g., bookstores, dormitories), hospitals, and independent operations. For institutions reporting in Full parent/child relationships, core revenues per FTE enrollment amounts will not be allocated to child institutions.

Core Expense			
Expense function	Reported values	Percent of total core expenses (%)	Core expenses per FTE enrollment
Instruction	1,047,981,165	25	21,846
Research	1,547,973,523	38	32,268
Public service	417,965,321	10	8,713
Academic support	358,300,838	9	7,469
Institutional support	256,317,415	6	5,343
Student services	232,853,367	6	4,854
Other core expenses	266,049,581	6	5,546
Total core expenses	4,127,441,210	100	86,039
<b>Total expenses</b>	<b>4,539,529,572</b>	<b>N/A</b>	<b>94,629</b>

Other core expenses include scholarships and fellowships, net of discounts and allowances, and other expenses. Core expenses exclude expenses from auxiliary enterprises (e.g., bookstores, dormitories), hospitals, and independent operations. For institutions reporting in Full parent/child relationships, core expenses per FTE enrollment amounts will not be allocated to child institutions.

	Calculated value
<b>FTE enrollment</b>	<b>47,972</b>

The full-time equivalent (FTE) enrollment used in this report is the sum of the institution's FTE undergraduate enrollment and FTE graduate enrollment (as calculated from or reported on the 12-month Enrollment component). FTE is estimated using 12-month instructional activity (credit and/or clock hours). All doctor's degree students are reported as graduate students.

Edit Report

Finance

Source	Description	Severity	Resolved	Options
<b>Screen: Part E-2 - Sources of Discounts and Allowances</b>				
Upload File	The amount reported is outside the expected range of between 510,643 and 1,531,929 when compared with the prior year value. Please correct your data or explain. (Error #5301)	Explanation	Yes	
Reason	Pell awards represented a greater percentage of discountable revenues in the current year.			
Upload File	The amount reported is outside the expected range of between 8,301,431 and 24,904,293 when compared with the prior year value. Please correct your data or explain. (Error #5301)	Explanation	Yes	
Reason	State awards represented a smaller percentage of discountable revenues in the current year.			
Upload File	The amount reported is outside the expected range of between 428,232 and 1,284,694 when compared with the prior year value. Please correct your data or explain. (Error #5301)	Explanation	Yes	
Reason	State awards represented a smaller percentage of discountable revenues in the current year.			
Upload File	The amount reported is outside the expected range of between 1,109,472 and 3,328,416 when compared with the prior year value. Please correct your data or explain. (Error #5301)	Explanation	Yes	
Reason	Endowment and gift awards for auxiliary enterprises represented a greater percentage of discountable revenues in the current year.			
<b>Screen: Part M-1 - Pension Information</b>				
Upload File	The amount reported is outside the expected range of between -68,045,571 and -32,762,682 when compared with the prior year value. Please correct your data or explain. (Error #5301)	Explanation	Yes	
Reason	Actuarially calculated.			
Upload File	The amount reported is outside the expected range of between 452,018,055 and 938,806,727 when compared with the prior year value. Please correct your data or explain. (Error #5301)	Explanation	Yes	
Reason	Actuarially calculated.			
<b>Screen: Part M-2 - Postemployment Benefits Other than Pension (OPEB) Information</b>				
Upload File	The amount reported is outside the expected range of between 8,066,731 and 16,753,979 when compared with the prior year value. Please correct your data or explain. (Error #5301)	Explanation	Yes	
Reason	Market performance along with changes in rates and assumptions resulted in an increase in OPEB expenses.			
Perform Edits	The amount reported for Net OPEB liability (Part M-2 - line 06) is not expected to be greater than the amount of Net Pension liability (Part M-1 - line 02). Please explain or contact the IPEDS Help Desk for assistance. (Error #5820)	Explanation	Yes	
Reason	The OPEB liability and associated expenses are built incrementally, so not using the same allocation percentage as the Pension liability and expenses, which are rebuilt each year due to the fluctuation between liability and asset.			