

Finance 2025-26

Institution: University of Wisconsin-Green Bay (240277)

User ID: 55C0011

Overview

Overview

The purpose of the IPEDS Finance component is to collect basic financial information from items associated with the institution's General Purpose Financial Statements.

Data Reporting Reminder:

- Report data to accurately reflect the time period corresponding with the IPEDS survey component, even if such reporting is seemingly inconsistent with prior-year reporting.

Changes to reporting:

- No changes for the 2025-26 data collection period.

Resources:

- To download the survey materials for this component: [Survey Materials](#)
- To access your prior year data submission for this component: [Reported Data](#)

If you have questions about completing this survey, please contact the **IPEDS Help Desk at (877) 225-2568**.

Finance - Public Institutions' Reporting Standard

Reporting Standard

Please indicate which reporting standards are used to prepare your financial statements:

- GASB (Governmental Accounting Standards Board), using standards of GASB 34 & 35
- FASB (Financial Accounting Standards Board)

Please consult your business officer for the correct response before saving this screen. Your response to this question will determine the forms you will receive for reporting finance data.

Finance - Public Institutions Using GASB Standards

General Information: GASB-Reporting Institutions (aligned form)

Reporting Reminder:

- To the extent possible, the finance data requested in this report should be provided from your institution's audited General Purpose Financial Statements (GPFS).
- Please refer to the instructions specific to each screen of the survey for details and references.

1. Fiscal Year Calendar

This report covers financial activities for the 12-month fiscal year: (The fiscal year reported should be the most recent fiscal year ending before October 1, 2025.)

Beginning: month/year (MMYYYY)	Month: <input type="text" value="7"/>	Year: <input type="text" value="2024"/>
And ending: month/year (MMYYYY)	Month: <input type="text" value="6"/>	Year: <input type="text" value="2025"/>

2. Audit Opinion

Did your institution receive an unqualified opinion on its General Purpose Financial Statements from your auditor for the fiscal year noted above? (If your institution is audited only in combination with another entity, answer this question based on the audit of that entity.)

- Unqualified
- 1** Qualified (Explain in box below)
- Don't know OR in progress (Explain in box below)

3. Reporting Model

GASB Statement No. 34 offers three alternative reporting models for special-purpose governments like colleges and universities. Which model is used by your institution?

- Business-type activities
- Governmental Activities
- Governmental Activities with Business-Type Activities

4. Intercollegiate Athletics

Does your institution participate in intercollegiate athletics?

- No
- Yes - answer part a and b below

a) Are the intercollegiate athletics expenses accounted for as? [check all that apply]

- Auxiliary enterprises
- Student services
- Other (specify in box below)

b) Does your institution have intercollegiate athletics revenue?

- No
- Yes - select category(s) where these revenues are included [check all that apply]

- Sales and services of educational activities
- Sales and services of auxiliary enterprises
- Other (specify in box below)

Other Operating Revenues

5. Endowment Assets

Does this institution or any of its foundations or other affiliated organizations own endowment assets?

- No
- Yes - (report details of endowment net assets)

6. Pension

Does your institution include defined benefit pension liabilities, expenses, and/or deferrals in its General Purpose Financial Statements?

- No
- 1** Yes

7. Postemployment Benefits Other than Pension (OPEB)

Does your institution include postemployment benefits other than pension (OPEB) liabilities, expenses, and/or deferrals in its General Purpose Financial Statements?

- No
- Yes

You may use the box below to provide additional context for the data you have reported above. Context notes will be posted on the College Navigator website. Therefore, you should write all context notes using proper grammar (e.g., complete sentences with punctuation) and common language that can be easily understood by students and parents (e.g., spell out acronyms).




Part A - Statement of Net Position Page 1

Fiscal Year: July 1, 2024 - June 30, 2025			
If your institution is a parent institution then the amounts reported in Parts A and D should include ALL of your child institutions			
Line no.		Current year amount	Prior year amount
Assets			
01	Total <u>current assets</u>	82,289,368	62,193,019
31	Depreciable <u>capital assets</u> , net of depreciation	68,336,947	71,132,560
04	Other noncurrent assets CV=[A05-A31]	17,115,824	14,150,181
05	Total <u>noncurrent assets</u>	85,452,771	85,282,741
06	Total assets CV=(A01+A05)	167,742,139	147,475,760
19	Deferred outflows of resources	28,046,089	41,487,657
Liabilities			
07	<u>Long-term debt, current portion</u>	824,042	614,016
08	Other current liabilities CV=(A09-A07)	17,816,189	11,482,294
09	Total <u>current liabilities</u>	18,640,231	12,096,310
10	<u>Long-term debt</u>	4,789,001	4,706,337
11	Other noncurrent liabilities CV=(A12-A10)	17,465,579	18,915,862
12	Total <u>noncurrent liabilities</u>	22,254,580	23,622,199
13	Total liabilities CV=(A09+A12)	40,894,811	35,718,509
20	Deferred inflows of resources	18,167,813	27,215,347
Net Position			
14	<u>Invested in capital assets, net of related debt</u>	78,788,482	78,202,533
15	<u>Restricted-expendable</u>	26,656,094	18,358,078
16	<u>Restricted-nonexpendable</u>	477,399	452,878
17	<u>Unrestricted</u> CV=[A18-(A14+A15+A16)]	30,803,629	29,016,072
18	Net position CV=[(A06+A19)-(A13+A20)]	136,725,604	126,029,561

You may use the box below to provide additional context for the data you have reported above. Context notes will be posted on the College Navigator website. Therefore, you should write all context notes using proper grammar (e.g., complete sentences with punctuation) and common language that can be easily understood by students and parents (e.g., spell out acronyms).


Part A - Statement of Net Position Page 2

Fiscal Year: July 1, 2024 - June 30, 2025			
Line No.	Description	Ending balance	Prior year Ending balance
Capital Assets			
21	<u>Land and land improvements</u>	4,431,840	4,431,840
22	<u>Infrastructure</u>	18,187,283	16,654,095
23	<u>Buildings</u>	175,426,574	175,083,936
32	Equipment, including art and <u>library collections</u>	37,044,924	38,133,642
27	<u>Construction in progress</u>	11,632,740	7,958,487
	Total for Plant, Property and Equipment CV = (A21+ .. A27)	246,723,361	242,262,000
28	<u>Accumulated depreciation</u>	162,321,834	158,739,113
33	Intangible assets, net of accumulated amortization	0	0
34	Other capital assets	0	0

 You may use the box below to provide additional context for the data you have reported above. Context notes will be posted on the College Navigator website. Therefore, you should write all context notes using proper grammar (e.g., complete sentences with punctuation) and common language that can be easily understood by students and parents (e.g., spell out acronyms).

Part D - Summary of Changes In Net Position

Fiscal Year: July 1, 2024 - June 30, 2025			
If your institution is a parent institution then the amounts reported in Parts A and D should include ALL of your child institutions			
Line No.	Description	Current year amount	Prior year amount
01	Total revenues and other additions for this institution AND all of its child institutions	160,458,528	138,566,187
02	Total expenses and deductions for this institution AND all of its child institutions	149,762,485	137,119,310
03	Change in net position during year CV=(D01-D02)	10,696,043	1,446,877
04	<u>Net position</u> beginning of year for this institution AND all of its child institutions	126,029,561	124,582,684
05	<u>Adjustments to beginning net position</u> and other gains or losses CV=[D06-(D03+D04)]	0	0
06	Net position end of year for this institution AND all of its child institutions (from A18)	136,725,604	126,029,561

 You may use the box below to provide additional context for the data you have reported above. Context notes will be posted on the College Navigator website. Therefore, you should write all context notes using proper grammar (e.g., complete sentences with punctuation) and common language that can be easily understood by students and parents (e.g., spell out acronyms).

Part E-1 - Scholarships and Fellowships

Fiscal Year: July 1, 2024 - June 30, 2025			
Do not report Federal Direct Student Loans (FDSL) anywhere in this section.			
Line No.	Scholarships and Fellowships	Current year amount	Prior year amount
01	<u>Pell grants</u> (federal)	15,387,216	12,104,098
02	<u>Other federal grants</u> (Do NOT include FDSL amounts)	1,717,367	1,664,540
03	<u>Grants by state government</u>	3,076,760	2,535,510
04	<u>Grants by local government</u>	0	0
05	<u>Institutional grants from restricted resources</u>	3,957,809	3,184,109
06	<u>Institutional grants from unrestricted resources</u> CV=[E07-(E01+...+E05)]	5,349,419	4,351,725
07	Total revenue that funds scholarships and fellowships	29,488,571	23,839,982
Discounts and Allowances			
08	<u>Discounts and allowances</u> applied to <u>tuition and fees</u>	13,765,005	11,246,668
09	<u>Discounts and allowances</u> applied to sales and services of <u>auxiliary enterprises</u>	2,935,279	2,324,783
10	Total discounts and allowances CV=(E08+E09)	16,700,284	13,571,451
11	Net scholarships and fellowships expenses after deducting discounts and allowances CV= (E07-E10) This amount will be carried forward to C10 of the expense section.	12,788,287	10,268,531

You may use the box below to provide additional context for the data you have reported above. Context notes will be posted on the College Navigator website. Therefore, you should write all context notes using proper grammar (e.g., complete sentences with punctuation) and common language that can be easily understood by students and parents (e.g., spell out acronyms).

Part E-2 - Sources of Discounts and Allowances

Fiscal Year: July 1, 2024 - June 30, 2025							
Line No.	Source of Discounts and Allowances	Amount of Source Applied to:					
		Tuition and fees discounts allowances		Auxiliary enterprises discounts allowances		Total discounts allowances	
		Current year amount	Prior year amount	Current year amount	Prior year amount	Current year amount	Prior year amount
12	Pell grants (federal)	6,606,667	5,293,564	1,408,820	1,094,226	8,015,487	6,387,790
13	Other federal grants (Do NOT include FDSL amounts)	737,370	727,964	157,239	150,476	894,609	878,440
14	Grants by state government	1,314,157	1,108,871	280,234	229,213	1,594,391	1,338,084
15	Grants by local government	0	0	0	0	0	0
16	Endowments and gifts	1,682,381	1,380,894	358,754	285,443	2,041,135	1,666,337
17	Other institutional sources CV=[E18-(E12+E13+ ... +E16)]	3,424,430	2,735,375	730,232	565,425	4,154,662	3,300,800
18	Total (from Part E1 line 8, 9 and 10)	13,765,005	11,246,668	2,935,279	2,324,783	16,700,284	13,571,451

Part B - Revenues and Other Additions, Page 1


Fiscal Year: July 1, 2024 - June 30, 2025			
Line No.	Source of Funds	Current year amount	Prior year amount
<u>Operating Revenues</u>			
01	<u>Tuition and fees, after deducting discounts & allowances</u>	40,089,456	38,700,589
Grants and contracts - operating			
02	Federal operating grants and contracts	5,449,399	2,236,350
03	State operating grants and contracts	1,545,628	2,503,239
04	Local government/private operating grants and contracts	1,025,445	800,437
04a	Local government operating grants and contracts	112,897	173,938
04b	Private operating grants and contracts	912,548	626,499
05	Sales and services of <u>auxiliary enterprises</u> , after deducting <u>discounts and allowances</u>	10,364,620	8,971,294
06	<u>Sales and services of hospitals</u> , after deducting <u>patient contractual allowances</u>	0	0
26	<u>Sales and services of educational activities</u>	9,989,025	9,569,373
07	<u>Independent operations</u>	0	0
08	Other sources - operating CV=[B09-(B01++B07)]	14,330,699	13,245,704
09	Total operating revenues	82,794,272	76,026,986

Part B - Revenues and Other Additions, Page 2

Fiscal Year: July 1, 2024 - June 30, 2025			
Line No.	Source of funds	Current year amount	Prior year amount
<u>Nonoperating Revenues</u>			
10	Federal <u>appropriations</u>	0	0
11	State <u>appropriations</u>	34,371,454	33,835,709
12	<u>Local appropriations, education district taxes, and similar support</u>	0	0
Grants-nonoperating			
13	Federal nonoperating grants Do NOT include Federal Direct Student Loans	15,500,866	13,794,402
14	State nonoperating grants	0	0
15	Local government nonoperating grants	0	0
16	<u>Gifts, including contributions from affiliated organizations</u>	8,666,086	7,929,531
17	<u>Investment income</u>	2,421,832	2,441,703
18	Other nonoperating revenues CV=[B19-(B10+...+B17)]	2,009,576	933,253
19	Total nonoperating revenues	62,969,814	58,934,598
27	Total operating and nonoperating revenues CV=[B19+B09]	145,764,086	134,961,584
28	<u>12-month Student FTE from E12</u>	7,234	6,864
29	Total operating and nonoperating revenues per student FTE CV=[B27/B28]	20,150	19,662

Part B - Revenues and Other Additions, Page 3

Fiscal Year: July 1, 2024 - June 30, 2025			
Line No.	Source of funds	Current year amount	Prior year amount
Other Revenues and Additions			
20	<u>Capital appropriations</u>	14,691,632	2,544,865
21	<u>Capital grants and gifts</u>	2,810	1,059,738
22	<u>Additions to permanent endowments</u>	<input checked="" type="checkbox"/> 0	0
23	Other revenues and additions CV=[B24-(B20+...+B22)]	0	0
24	Total other revenues and additions CV=[B25-(B9+B19)]	14,694,442	3,604,603
25	Total all revenues and other additions	160,458,528	138,566,187

 You may use the box below to provide additional context for the data you have reported above. Context notes will be posted on the College Navigator website. Therefore, you should write all context notes using proper grammar (e.g., complete sentences with punctuation) and common language that can be easily understood by students and parents (e.g., spell out acronyms).

Part C-1 - Expenses and Other Deductions by Functional Classification

Fiscal Year: July 1, 2024 - June 30, 2025					
Report Total Operating AND Nonoperating Expenses in this section					
Line No.	Expense: Functional Classifications	Total amount	Prior Year Total Amount	Salaries and wages	Prior Year Salaries and wages
		(1)		(2)	
01	<u>Instruction</u>	47,356,732	45,392,700	26,618,503	26,042,539
02	<u>Research</u>	2,942,281	2,828,364	1,446,545	1,304,625
03	<u>Public service</u>	9,764,540	9,090,584	3,915,048	3,351,453
05	<u>Academic support</u>	20,703,311	20,618,948	9,800,245	10,027,481
06	<u>Student services</u>	26,873,830	25,668,875	10,689,378	10,571,158
07	<u>Institutional support</u>	11,979,044	11,198,946	5,680,770	5,454,852
10	<u>Scholarships and fellowships expenses,</u> net of discounts and allowances (from Part E-1, line 11)	12,788,287	10,268,531		
11	<u>Auxiliary enterprises</u>	12,908,757	11,305,522	2,479,172	2,305,427
12	<u>Hospital services</u>	0	0	0	0
13	<u>Independent operations</u>	0	0	0	0
14	Other Functional Expenses and deductions CV=[C19-(C01+...+C13)]	4,445,703	746,840	6,232	7,207
19	Total expenses and deductions	149,762,485	137,119,310	60,635,893	59,064,742


Part C-2 - Expenses and Other Deductions by Natural Classification

Fiscal Year: July 1, 2024 - June 30, 2025			
Line No.	Expense: Natural Classifications	Total Amount	Prior year amount
19-2	Salaries and Wages (from Part C-1, Column 2 line 19)	60,635,893	59,064,742
19-3	Benefits	27,886,189	21,785,872
19-4	Operation and Maintenance of Plant (as a natural expense)	10,650,696	8,807,720
19-5	Depreciation	6,478,862	6,863,170
19-6	Interest	161,111	186,523
19-7	Other Natural Expenses and Deductions CV=[C19-1 - (C19-2 + ... + C19-6)]	43,949,734	40,411,283
19-1	Total Expenses and Deductions (from Part C-1, Line 19)	149,762,485	137,119,310
20-1	12-month Student FTE (from E12 survey)	7,234	6,864
21-1	Total expenses and deductions per student FTE CV=[C19-1/C20-1]	20,703	19,977

You may use the box below to provide additional context for the data you have reported above. Context notes will be posted on the College Navigator website. Therefore, you should write all context notes using proper grammar (e.g., complete sentences with punctuation) and common language that can be easily understood by students and parents (e.g., spell out acronyms).


Part M-1 - Pension Information

Fiscal Year: July 1, 2024 - June 30, 2025			
Line No.	Description	Current year amount	Prior Year amount
01	Pension expense	<input checked="" type="checkbox"/> 2,761,250	-1,323,146
02	Net Pension liability	4,283,128	4,115,971
03	Deferred inflows related to pension	<input checked="" type="checkbox"/> 12,523,341	22,020,897
04	Deferred outflows related to pension	23,380,708	35,472,356

 You may use the box below to provide additional context for the data you have reported above. Context notes will be posted on the College Navigator website. Therefore, you should write all context notes using proper grammar (e.g., complete sentences with punctuation) and common language that can be easily understood by students and parents (e.g., spell out acronyms).


Part M-2 - Postemployment Benefits Other than Pension (OPEB) Information

Fiscal Year: July 1, 2024 - June 30, 2025				
Line No.	Description	Current year amount		Prior Year amount
05	OPEB expense	<input checked="" type="checkbox"/>	922,503	290,499
06	Net OPEB liability	<input checked="" type="checkbox"/>	11,695,983	12,544,111
07	Deferred inflows related to OPEB		5,592,659	5,171,947
08	Deferred outflows related to OPEB		4,665,381	6,015,301

 You may use the box below to provide additional context for the data you have reported above. Context notes will be posted on the College Navigator website. Therefore, you should write all context notes using proper grammar (e.g., complete sentences with punctuation) and common language that can be easily understood by students and parents (e.g., spell out acronyms).


Part H - Details of Endowment Net Assets

Fiscal Year: July 1, 2024 - June 30, 2025			
Include not only endowment net assets held by the institution, but any assets held by private foundations affiliated with the institution.			
Line No.	Value of Endowment Net Assets	Market Value	Prior Year Amounts
01	Value of endowment net assets at the beginning of the fiscal year	63,937,536	53,257,194
02	Value of endowment net assets at the end of the fiscal year	71,249,384	63,937,536
03	Change in value of endowment net assets CV=[H02-H01]	7,311,848	10,680,342
03a	New gifts and additions	9,335,228	7,504,637
03b	Endowment net investment return	6,217,657	7,648,627
03c	Spending distribution for current use	-8,870,366	-9,787,722
03d	Other CV=[H03-(H03a+H03b+H03c)]	629,329	5,314,800

 You may use the box below to provide additional context for the data you have reported above. Context notes will be posted on the College Navigator website. Therefore, you should write all context notes using proper grammar (e.g., complete sentences with punctuation) and common language that can be easily understood by students and parents (e.g., spell out acronyms).

Part N - Financial Health

Fiscal Year: July 1, 2024 - June 30, 2025			
Line No.	Description <i>(If your institution is a parent institution then the amounts reported should include ALL of your child institutions. Include amounts for the institution's GASB and FASB component units.)</i>	Current year amount	Prior year amount
01	Operating income (Loss) + net nonoperating revenues (expenses)	644,744	-2,617,604
02	Operating revenues + nonoperating revenues	155,573,935	145,405,541
03	Change in net position	<input checked="" type="checkbox"/> 21,107,805	5,753,154
04	Net position	199,285,499	193,706,038
05	Expendable net assets	96,488,081	76,878,973
06	Plant-related debt	5,613,044	5,320,354
07	Total expenses	154,929,190	147,919,779

 You may use the box below to provide additional context for the data you have reported above. Context notes will be posted on the College Navigator website. Therefore, you should write all context notes using proper grammar (e.g., complete sentences with punctuation) and common language that can be easily understood by students and parents (e.g., spell out acronyms).

Part J - Revenue Data for the Census Bureau

Fiscal Year: July 1, 2024 - June 30, 2025						
Source and type		Amount				
		Total for all funds and operations (includes endowment funds, but excludes component units)	Education and general/independent operations	Auxiliary enterprises	Hospitals	Agriculture extension/experiment services
		(1)	(2)	(3)	(4)	(5)
01	Tuition and fees	53,854,461	53,854,461			
02	Sales and services	23,288,924	9,989,025	13,299,899	0	0
03	Federal grants/contracts (excludes Pell Grants)	5,449,399	5,449,399	0	0	0
Revenue from the state government:						
04	State appropriations, current & capital	49,063,086	49,063,086	0	0	0
05	State grants and contracts	1,545,628	1,545,628	0	0	0
Revenue from local governments:						
06	Local appropriation, current & capital	0	0	0	0	0
07	Local government grants/contracts	112,897	112,897	0	0	0
08	Receipts from property and non-property taxes	0				
09	Gifts and private grants, NOT including capital grants	9,579,566				
10	Interest earnings	2,382,012				
11	Dividend earnings	0				
12	Realized capital gains	0				

You may use the box below to provide additional context for the data you have reported above. Context notes will be posted on the College Navigator website. Therefore, you should write all context notes using proper grammar (e.g., complete sentences with punctuation) and common language that can be easily understood by students and parents (e.g., spell out acronyms).


Part K - Expenditure Data for the Census Bureau

Fiscal Year: July 1, 2024 - June 30, 2025						
Category		Total for all funds and operations (includes endowment funds, but excludes component units)	Education and general/independent operations	Auxiliary enterprises	Hospitals	Agriculture extension/experiment services
		(1)	(2)	(3)	(4)	(5)
02	Employee benefits, total	29,741,691	29,109,336	632,355	0	0
03	Payment to state retirement funds (may be included in line 02 above)	4,643,972	4,530,082	113,890	0	0
04	Current expenditures including salaries	125,690,252	114,570,401	11,119,851	0	0
Capital outlays						
05	Construction	4,249,162	3,615,652	633,510	0	0
06	Equipment purchases	780,986	780,986	0	0	0
07	Land purchases	0	0	0	0	0
08	Interest on debt outstanding, all funds and activities	161,111				

You may use the box below to provide additional context for the data you have reported above. Context notes will be posted on the College Navigator website. Therefore, you should write all context notes using proper grammar (e.g., complete sentences with punctuation) and common language that can be easily understood by students and parents (e.g., spell out acronyms).


Part L - Debt and Assets for Census Bureau, page 1

Fiscal Year: July 1, 2024 - June 30, 2025		
Debt		
	Category	Amount
01	Long-term debt outstanding at beginning of fiscal year	3,663,841
02	Long-term debt issued during fiscal year	995,146
03	Long-term debt retired during fiscal year	814,903
04	Long-term debt outstanding at end of fiscal year	3,844,084
05	Short-term debt outstanding at beginning of fiscal year	0
06	Short-term debt outstanding at end of fiscal year	0

 You may use the box below to provide additional context for the data you have reported above. Context notes will be posted on the College Navigator website. Therefore, you should write all context notes using proper grammar (e.g., complete sentences with punctuation) and common language that can be easily understood by students and parents (e.g., spell out acronyms).

Part L - Debt and Assets for Census Bureau, page 2

Fiscal Year: July 1, 2024 - June 30, 2025		
Assets		
	Category	Amount
07	Total cash and security assets held at end of fiscal year in sinking or debt service funds	<input type="text" value="0"/>
08	Total cash and security assets held at end of fiscal year in bond funds	<input type="text" value="0"/>
09	Total cash and security assets held at end of fiscal year in all other funds	<input type="text" value="71,179,855"/>

 You may use the box below to provide additional context for the data you have reported above. Context notes will be posted on the College Navigator website. Therefore, you should write all context notes using proper grammar (e.g., complete sentences with punctuation) and common language that can be easily understood by students and parents (e.g., spell out acronyms).

Prepared by

Prepared by

Reporting Reminders:

- The name of the preparer is being collected so that we can follow up with the appropriate person in the event that there are questions concerning the data.
- The Keyholder will be copied on all email correspondence to other preparers.
- The time it took to prepare this component is being collected so that we can continue to improve our estimate of the reporting burden associated with IPEDS.
- Please include in your estimate the time it took for you to review instructions, query and search data sources, complete and review the component, and submit the data through the Data Collection System.
- Thank you for your assistance.

This survey component was prepared by:			
<input type="radio"/>	Keyholder	<input type="radio"/>	SFA Contact
<input checked="" type="radio"/>	Finance Contact	<input type="radio"/>	Other
	Name: <input type="text" value="Rod Dole"/>		
	Email: <input type="text" value="rodney.dole@wisconsin.edu"/>		

How many staff from your institution only were involved in the data collection and reporting process of this survey component?
<input type="text" value="2.00"/> Number of Staff (including yourself)

How many hours did you and others from your institution only spend on each of the steps below when responding to this survey component? <i>Exclude the hours spent collecting data for state and other reporting purposes.</i>				
Staff member	Collecting Data Needed	Revising Data to Match IPEDS Requirements	Entering Data	Revising and Locking Data
Your office	<input type="text" value="1.00"/> hours	<input type="text" value="1.00"/> hours	<input type="text" value="1.00"/> hours	<input type="text" value="1.00"/> hours
Other offices	<input type="text"/> hours	<input type="text"/> hours	<input type="text"/> hours	<input type="text"/> hours

Summary

Finance Component Summary

The purpose of this summary is to provide you an opportunity to view some of the data that, when accepted through the IPEDS quality control process, will appear on the [College Navigator](#) website and/or your institution's Data Feedback Report (DFR). In addition, all data reported in IPEDS survey components become publicly available through the [IPEDS Use the Data](#) and appear as aggregated statistics in various Department of Education reports. [College Navigator](#) is updated approximately three months after the data collection period closes and DFRs will be available through the [IPEDS Use the Data](#).

Please review your data for accuracy. If you have questions about the data displayed below or after reviewing the data reported on the survey screens, please contact the IPEDS Help Desk at: 1-877-225-2568 or ipedshelp@tti.org.

Core Revenues			
Revenue Source	Reported values	Percent of total core revenues (%)	Core revenues per FTE enrollment
Tuition and fees	40,089,456	27	5,542
State appropriations	34,371,454	23	4,751
Local appropriations	0	0	0
Government grants and contracts	22,608,790	15	3,125
Private gifts, grants, and contracts	9,578,634	6	1,324
Investment income	2,421,832	2	335
Other core revenues	41,023,742	27	5,671
Total core revenues	150,093,908	100	20,748
Total revenues	160,458,528	N/A	22,181

Other core revenues include federal appropriations; sales and services of educational activities; other operating and nonoperating sources; and other revenues and additions (e.g., capital appropriations, capital grants and gifts, etc.). Core revenues exclude revenues from auxiliary enterprises (e.g., bookstores, dormitories), hospitals, and independent operations. For institutions reporting in Full parent/child relationships, core revenues per FTE enrollment amounts will not be allocated to child institutions.

Core Expense			
Expense function	Reported values	Percent of total core expenses (%)	Core expenses per FTE enrollment
Instruction	47,356,732	35	6,546
Research	2,942,281	2	407
Public service	9,764,540	7	1,350
Academic support	20,703,311	15	2,862
Institutional support	11,979,044	9	1,656
Student services	26,873,830	20	3,715
Other core expenses	17,233,990	13	2,382
Total core expenses	136,853,728	100	18,918
Total expenses	149,762,485	N/A	20,703

Other core expenses include scholarships and fellowships, net of discounts and allowances, and other expenses. Core expenses exclude expenses from auxiliary enterprises (e.g., bookstores, dormitories), hospitals, and independent operations. For institutions reporting in Full parent/child relationships, core expenses per FTE enrollment amounts will not be allocated to child institutions.

Calculated value	
FTE enrollment	7,234

The full-time equivalent (FTE) enrollment used in this report is the sum of the institution's FTE undergraduate enrollment and FTE graduate enrollment (as calculated from or reported on the 12-month Enrollment component). FTE is estimated using 12-month instructional activity (credit and/or clock hours). All doctor's degree students are reported as graduate students.

Edit Report

Finance

Source	Description	Severity	Resolved	Options
Screen: Part B - Revenues and Other Additions, Page 3				
Upload File	The amount of additions to permanent endowments reported in Part B (line 22) should not be zero or blank. Please confirm that the data reported are correct. (Error #5231)	Confirmation	Yes	
Related Screens	Revenues Part 3			
Screen: Part M-1 - Pension Information				
Upload File	The amount reported is outside the expected range of between -1,786,247 and -860,044 when compared with the prior year value. Please correct your data or explain. (Error #5301)	Explanation	Yes	
Reason	Actuarially calculated.			
Upload File	The amount reported is outside the expected range of between 14,313,584 and 29,728,210 when compared with the prior year value. Please correct your data or explain. (Error #5301)	Explanation	Yes	
Reason	Actuarially calculated.			
Screen: Part M-2 - Postemployment Benefits Other than Pension (OPEB) Information				
Upload File	The amount reported is outside the expected range of between 188,825 and 392,173 when compared with the prior year value. Please correct your data or explain. (Error #5301)	Explanation	Yes	
Reason	Market performance along with changes in rates and assumptions resulted in an increase in OPEB expenses.			
Perform Edits	The amount reported for Net OPEB liability (Part M-2 - line 06) is not expected to be greater than the amount of Net Pension liability (Part M-1 - line 02). Please explain or contact the IPEDS Help Desk for assistance. (Error #5820)	Explanation	Yes	
Reason	The OPEB liability is built incrementally, so not on the same allocation percentage as the Pension liability, which is rebuilt each year due to the fluctuation between liability and asset.			
Screen: Part N - Financial Health				
Upload File	The amount reported is outside the expected range of between 2,876,577 and 8,629,731 when compared with the prior year value. Please correct your data or explain. (Error #5301)	Explanation	Yes	
Reason	An increase in operating revenue and capital resulted in a greater change in net position in the current period.			