

## Student Financial Aid 2025-26

Institution: University of Wisconsin-Whitewater (240189)

User ID: 55C0011

### Overview

#### IPEDS Student Financial Aid Component Overview

Welcome to the Student Financial Aid (SFA) survey component. The purpose of the SFA component is to collect information about financial aid provided to various groups of undergraduate students and military/veteran educational benefits for all students at your institution.

#### Data Reporting Reminders:

- Report data to accurately reflect the period(s) corresponding with the IPEDS survey component requested, even if such reporting seems inconsistent with prior-year reporting.
- Undergraduate Student Counts  
You will be asked to report information for:
  - All undergraduate students
    - Degree/certificate-seeking undergraduate students
      - Full-time, first-time degree/certificate-seeking undergraduate students (FTFT)
      - Non-degree/non-certificate-seeking undergraduate students
- Interactive Edits and Error Messages  
The SFA survey component contains interactive edits to check for blank fields, invalid values, or values outside expected ranges. Some error messages require you to confirm or explain the values entered whereas other error messages are fatal and require you to contact the IPEDS Help Desk at (877) 225-2568 for resolution.
- Context Boxes  
You will find optional text boxes throughout the SFA survey component. These text boxes allow you to provide more information or context about the data entered. Some context boxes may be made available to the public on College Navigator, so make sure the information you enter can be understood easily by students, parents, and the public.

#### Changes to reporting:

The following changes were implemented for the 2025-26 data collection period:

- Changed Section 1 of the SFA Survey to collect the same student counts and aid amounts for categories and sub-categories of undergraduate students.
  - What was previously Part B, which included all undergraduates, all degree/certificate-seeking undergraduates, and all non-degree/non-certificate-seeking undergraduates has been split into 3 parts – Part B (All undergraduates), Part C (All degree/certificate-seeking undergraduates), and Part D (All non-degree/non-certificate-seeking undergraduates)
    - Additional aid types have been added for these categories to align with data collected for FTFT non-degree/non-certificate-seeking undergraduates
  - What was previously Part C is now Part E, which includes all First-time, full-time degree/certificate-seeking undergraduates
    - Additional aid types have been added for these categories to align with data collected for the other student categories in Parts B-D
- Clarified instructions that institutions need to include Iraq and Afghanistan Service Grant (IASG) awards in Federal Pell Grant student counts and award amounts reported to IPEDS due to a change mandated under the Fostering Undergraduate Talent by Unlocking Resources (FUTURE) Act.
- Clarified what benefits need to be included in Section 2 of the survey component
  - Institutions should report Department of Veteran Affairs Post-9/11 GI Bill tuition and fee, books and supplies, and housing benefits disbursed known to the institution in Section 2 of the SFA Survey.
- Clarified that institutions need to report the federal share of Department of Veteran Affairs Yellow Ribbon benefits disbursed known to the institution in Section 2 of the SFA Survey.
- Revised FAQs and made other minor edits for clarity.

#### Resources:

- To download the survey materials for this component: [Survey Materials](#)
- To access your prior year data submission for this component: [Reported Data](#)

If you have questions about completing this survey, please contact the IPEDS Help Desk at 1-877-225-2568.

Section 1 - Student Financial Aid - Undergraduate Students Part A - Establish Your Student Counts

**Part A - Establish Your Student Counts**

Instructions:

In the fields below, report student counts for the reporting period requested for each student category and financial aid type.


Reporting period loaded based on reporter type: Academic Reporter (AR) OR Program Reporter (PR).

Section 1 is applicable to institutions offering undergraduate programs, as determined by the following items in Institutional Characteristics (IC):

- Q3, award level = 1a, 1b, 2, 3, 4, 5, and 6; or
- Q5, Undergraduate (undergraduate or occupational programs), full-time or part-time = Yes; or
- First-time degree/certificate seeking undergraduate, Full-time or Part-time = Yes.

Reporting Reminders:

- Part A establishes student counts.
- The numbers on this screen are carried forward to other parts of the Student Financial Aid Survey component and checked for consistency with data reported in other survey components.

STUDENT COUNTS		YOUR CURRENT YEAR DATA	YOUR PRIOR YEAR DATA
		Fall 2024	Fall 2023
02	 All undergraduate students	<input type="text" value="10,084"/>	9,812
03	All degree/certificate-seeking undergraduate students Of those on line 02, those who are <b>degree/certificate-seeking</b>	<input type="text" value="9,405"/>	9,180
04	Of those on line 02, those who are <b>non-degree/non-certificate-seeking</b> (Line 02 – Line 03)	679	632
05	All full-time, first-time degree certificate-seeking undergraduate students Of those on line 03, those who are <b>full-time, first-time</b>	<input type="text" value="2,101"/>	2,179
06	Of those on line 05, those awarded any: <ul style="list-style-type: none"> <li>• <u>Federal Work Study</u>,</li> <li>• <u>Loans to students</u>,</li> <li>• Grant or scholarship aid from the federal government, state/local government, the institution, or</li> <li>• Other sources known to the institution</li> </ul>	<input checked="" type="checkbox"/> <input type="text" value="1,662"/>	1,739
07	Of those on line 05, those awarded any: <ul style="list-style-type: none"> <li>• <u>loans to students</u> or</li> <li>• Grant or scholarship aid from the federal government, state/local government, or the institution</li> </ul>	<input type="text" value="1,580"/>	1,645

Section 1 - Student Financial Aid - Part B - All undergraduate students

Part B - Enter Student Counts and Financial Aid Award Amounts

Instructions:

In the fields below, report student counts and the total financial aid amount awarded for each student category and financial aid type for the reporting period requested. Enter unduplicated student counts within each aid type (e.g., Federal Pell Grants). However, a student can appear in more than one financial aid program group.

Reporting Reminders:

- Reported values must be consistent with the information from Part A carried forward to this screen.
- Report students awarded Federal Pell Grant enrolled in post-baccalaureate teacher certification or licensure programs, or courses required by a state to obtain certification to teach the state as undergraduate students.
- Report all other students, including students with intellectual disabilities enrolled in a U.S. Department of Education approved comprehensive transition and postsecondary (CTP) program, at the degree/certificate program level assigned by the institution.
- If students are not admitted and enrolled as degree/certificate seeking taking prerequisites (preparatory courses) offered as part of a Title IV eligible program to satisfy entrance requirements for a Title IV eligible program at your institution or another institution, report them as non-degree/non-certificate seeking undergraduates.


For this part, report:

For These Students	The Following Type(s) of Aid	Awarded in This Period
<ul style="list-style-type: none"> <li>• All undergraduate students enrolled in Fall 2024 for the 2024-25 academic year as defined by the institution</li> </ul>	<ul style="list-style-type: none"> <li>• Grant or scholarship aid from:                             <ul style="list-style-type: none"> <li>◦ federal government</li> <li>◦ state/local government</li> <li>◦ the institution</li> </ul> </li> <li>• Loans to students from:                             <ul style="list-style-type: none"> <li>◦ the federal government</li> <li>◦ other sources, including private or other loans</li> </ul> </li> <li>• Do <b>not</b> include:                             <ul style="list-style-type: none"> <li>◦ PLUS loans or loans made to anyone other than the student</li> </ul> </li> </ul>	<ul style="list-style-type: none"> <li>• Any time during academic year 2024-25</li> </ul>
Information from Part A		Fall 2024
All undergraduate students (This number is carried forward from Part A, Line 02.)		10,084

In the fields below, report the student counts and the total amount of aid awarded for each aid type and student category.

Aid Type		All undergraduate students from Part A, Line 02				
		CURRENT YEAR DATA				YOUR PRIOR YEAR DATA
		Fall 2024				Fall 2023
		Number of undergraduate students awarded aid	Percentage of undergraduate students awarded aid	Total aid amount awarded to undergraduate students	Average aid amount awarded to undergraduate students	Average aid amount awarded to undergraduate students
		Col. 1	Col. 2	Col. 3	Col. 4	Col. 5
01	Grant or scholarship aid from the federal government, state/local government, the institution, and other sources known to the institution (Do NOT include student loans)	4,850	48	33,236,403	6,853	6,118
01a	Grants or scholarships from the federal government, state/local government, or the institution (Do NOT include student loans)	4,424	44	27,987,366	6,326	
01b	Grant or scholarship aid from other sources known to the institution (Do NOT include student loans)	1,432	14	5,249,037	3,666	
02	Federal grants and scholarship aid	2,953	29	17,280,483	5,852	
02a	Federal Pell Grants	2,934	29	16,359,871	5,576	5,083
02b	Other federal grants and scholarship aid	971	10	920,612	948	
03	State/local government grant or scholarship aid (includes fellowships, waivers, and employee exemptions)	2,440	24	7,673,768	3,145	

04	<u>Institutional grant</u> or <u>scholarship</u> aid (includes fellowships, waivers, and employee exemptions)		1,809	18	3,033,115	1,677	
05	<u>Loans to students</u>		4,734	47	36,281,619	7,664	
	05a	Federal loans to students	4,573	45	27,554,512	6,025	5,947
	05b	Other loans to students (including private loans)	753	7	8,727,107	11,590	

 You may use the box below to provide additional context for the data you have reported above. Context notes will be posted on the College Navigator website. Therefore, you should write all context notes using proper grammar (e.g., complete sentences with punctuation) and common language that can be easily understood by students and parents (e.g., spell out acronyms).

Non-applicable ▼

Section 1 - Student Financial Aid - Part C - All degree/certificate-seeking undergraduate students

**Part C - Enter Student Counts and Financial Aid Award Amounts**

Instructions:

In the fields below, report student counts and the total financial aid amount awarded for each student category and financial aid type for the reporting period requested. Enter unduplicated student counts within each aid type (e.g., Federal Pell Grants). However, a student can appear in more than one financial aid program group.

Reporting Reminders:

- Reported values must be consistent with the information from Part A carried forward to this screen.
- Report students awarded Federal Pell Grant enrolled in post-baccalaureate teacher certification or licensure programs, or courses required by a state to obtain certification to teach the state as undergraduate students.
- Report all other students, including students with intellectual disabilities enrolled in a U.S. Department of Education approved comprehensive transition and postsecondary (CTP) program, at the degree/certificate program level assigned by the institution.
- If students are not admitted and enrolled as degree/certificate seeking taking prerequisites (preparatory courses) offered as part of a Title IV eligible program to satisfy entrance requirements for a Title IV eligible program at your institution or another institution, report them as non-degree/non-certificate seeking undergraduates.


For this part, report:

For These Students	The Following Type(s) of Aid	Awarded in This Period
<ul style="list-style-type: none"> <li>• All degree/certificate-seeking undergraduate students enrolled in Fall 2024 for the 2024-25 academic year as defined by the institution</li> </ul>	<ul style="list-style-type: none"> <li>• Grant or scholarship aid from:                             <ul style="list-style-type: none"> <li>◦ federal government</li> <li>◦ state/local government</li> <li>◦ the institution</li> </ul> </li> <li>• Loans to students from:                             <ul style="list-style-type: none"> <li>◦ the federal government</li> <li>◦ other sources, including private or other loans</li> </ul> </li> <li>• Do <b>not</b> include:                             <ul style="list-style-type: none"> <li>◦ PLUS loans or loans made to anyone other than the student</li> </ul> </li> </ul>	<ul style="list-style-type: none"> <li>• Any time during academic year 2024-25</li> </ul>
Information from Part A		Fall 2024
All degree/certificate-seeking undergraduate students (This number is carried forward from Part A, Line 03.)		9,405

In the fields below, report the student counts and the total amount of aid awarded for each aid type and student category.

Aid Type		All degree/certificate-seeking undergraduate students from Part A, Line 03				
		CURRENT YEAR DATA				YOUR PRIOR YEAR DATA
		Fall 2024				Fall 2023
		Number of undergraduate students awarded aid	Percentage of undergraduate students awarded aid	Total aid amount awarded to undergraduate students	Average aid amount awarded to undergraduate students	Average aid amount awarded to undergraduate students
		Col. 1	Col. 2	Col. 3	Col. 4	Col. 5
01	Grant or scholarship aid from the federal government, state/local government, the institution, and other sources known to the institution ( <b>Do NOT include student loans</b> )	4,804	51	33,080,236	6,886	6,114
01a	Grants or scholarships from the federal government, state/local government, or the institution ( <b>Do NOT include student loans</b> )	4,402	47	27,957,148	6,351	
01b	Grant or scholarship aid from other sources known to the institution ( <b>Do NOT include student loans</b> )	1,406	15	5,123,088	3,644	
02	<u>Federal grants</u> and scholarship aid	2,949	31	17,267,947	5,856	
02a	Federal <u>Pell Grants</u>	2,930	31	16,347,335	5,579	5,081
02b	<u>Other federal grants</u> and scholarship aid	971	10	920,612	948	
03	<u>State/local government grant</u> or <u>scholarship</u> aid (includes <u>fellowships</u> , <u>waivers</u> , and <u>employee exemptions</u> )	2,438	26	7,667,518	3,145	

04	<u>Institutional grant</u> or <u>scholarship</u> aid (includes fellowships, waivers, and employee exemptions)		1,792	19	3,021,683	1,686	
05	<u>Loans to students</u>		4,692	50	35,919,334	7,655	
	05a	Federal loans to students	4,534	48	27,234,940	6,007	5,926
	05b	Other loans to students (including private loans)	749	8	8,684,394	11,595	

 You may use the box below to provide additional context for the data you have reported above. Context notes will be posted on the College Navigator website. Therefore, you should write all context notes using proper grammar (e.g., complete sentences with punctuation) and common language that can be easily understood by students and parents (e.g., spell out acronyms).

Non-applicable ▼

Section 1 - Student Financial Aid - Part D - All non-degree/non-certificate-seeking undergraduate students

**Part D - Enter Student Counts and Financial Aid Award Amounts**

Instructions:

In the fields below, report student counts and the total financial aid amount awarded for each student category and financial aid type for the reporting period requested. Enter unduplicated student counts within each aid type (e.g., Federal Pell Grants). However, a student can appear in more than one financial aid program group.

Reporting Reminders:

- Reported values must be consistent with the information from Part A carried forward to this screen.
- Report students awarded Federal Pell Grant enrolled in post-baccalaureate teacher certification or licensure programs, or courses required by a state to obtain certification to teach the state as undergraduate students.
- Report all other students, including students with intellectual disabilities enrolled in a U.S. Department of Education approved comprehensive transition and postsecondary (CTP) program, at the degree/certificate program level assigned by the institution.
- If students are not admitted and enrolled as degree/certificate seeking taking prerequisites (preparatory courses) offered as part of a Title IV eligible program to satisfy entrance requirements for a Title IV eligible program at your institution or another institution, report them as non-degree/non-certificate seeking undergraduates.


For this part, report:

For These Students	The Following Type(s) of Aid	Awarded in This Period
<ul style="list-style-type: none"> <li>• All non-degree/non-certificate-seeking undergraduate students enrolled in Fall 2024 for the 2024-25 academic year as defined by the institution</li> </ul>	<ul style="list-style-type: none"> <li>• Grant or scholarship aid from:                             <ul style="list-style-type: none"> <li>◦ federal government</li> <li>◦ state/local government</li> <li>◦ the institution</li> </ul> </li> <li>• Loans to students from:                             <ul style="list-style-type: none"> <li>◦ the federal government</li> <li>◦ other sources, including private or other loans</li> </ul> </li> <li>• Do <b>not</b> include:                             <ul style="list-style-type: none"> <li>◦ PLUS loans or loans made to anyone other than the student</li> </ul> </li> </ul>	<ul style="list-style-type: none"> <li>• Any time during academic year 2024-25</li> </ul>
Information from Part A		Fall 2024
All Non-degree/non-certificate-seeking undergraduate students (This number is carried forward from Part A, Line 04.)		679

In the fields below, report the student counts and the total amount of aid awarded for each aid type and student category.

Aid Type		All non-degree/non-certificate-seeking undergraduate students from Part A, Line 04				
		CURRENT YEAR DATA				YOUR PRIOR YEAR DATA
		Fall 2024				Fall 2023
		Number of undergraduate students awarded aid	Percentage of undergraduate students awarded aid	Total aid amount awarded to undergraduate students	Average aid amount awarded to undergraduate students	Average aid amount awarded to undergraduate students
		Col. 1	Col. 2	Col. 3	Col. 4	Col. 5
01	Grant or scholarship aid from the federal government, state/local government, the institution, and other sources known to the institution ( <b>Do NOT include student loans</b> )	46	7	156,167	3,395	6,525
01a	Grants or scholarships from the federal government, state/local government, or the institution ( <b>Do NOT include student loans</b> )	22	3	30,218	1,374	
01b	Grant or scholarship aid from other sources known to the institution ( <b>Do NOT include student loans</b> )	26	4	125,949	4,844	
02	<u>Federal grants</u> and scholarship aid	4	1	12,536	3,134	
02a	<u>Federal Pell Grants</u>	4	1	12,536	3,134	7,395
02b	<u>Other federal grants</u> and scholarship aid	0	0	0		
03	<u>State/local government grant</u> or <u>scholarship</u> aid (includes <u>fellowships</u> , waivers, and employee exemptions)	2	0	6,250	3,125	
04	<u>Institutional grant</u> or <u>scholarship</u> aid (includes <u>fellowships</u> , waivers, and employee exemptions)	17	3	11,432	672	

05	<u>Loans to students</u>		42	6	362,285	8,626	
	05a	Federal loans to students	39	6	319,572	8,194	9,696
	05b	Other loans to students (including private loans)	4	1	42,713	10,678	

 You may use the box below to provide additional context for the data you have reported above. Context notes will be posted on the College Navigator website. Therefore, you should write all context notes using proper grammar (e.g., complete sentences with punctuation) and common language that can be easily understood by students and parents (e.g., spell out acronyms).

Section 1 - Student Financial Aid - Part E - Full-time, First-time Undergraduate Students

**Part E - Enter information about full-time, first-time degree/certificate-seeking undergraduate students.**

Instructions:

In the fields below, report student counts and the total financial aid amount awarded for full-time, first-time degree/certificate seeking undergraduates only for each financial aid type. Enter unduplicated student counts within each aid category (e.g., Federal Pell Grants). However, a student can appear in more than one financial aid program group.

Reporting Reminders:

- Reported values must be consistent with the information from Part A carried forward to this screen.
- Report all other students, including students with intellectual disabilities enrolled in a U.S. Department of Education approved comprehensive transition and postsecondary (CTP) program, at the degree/certificate program level assigned by the institution.


For this part, report:

For These Students	The Following Type(s) of Aid	Awarded in This Period
<ul style="list-style-type: none"> <li>• Full-time, first-time degree/certificate-seeking undergraduate students enrolled in Fall 2024 for the 2024-25 academic year as defined by the institution</li> </ul>	<ul style="list-style-type: none"> <li>• Grant or scholarship aid from:                             <ul style="list-style-type: none"> <li>◦ federal government</li> <li>◦ state/local government</li> <li>◦ the institution</li> </ul> </li> <li>• Loans to students from:                             <ul style="list-style-type: none"> <li>◦ the federal government</li> <li>◦ other sources, including private or other loans</li> </ul> </li> <li>• Do <b>not</b> include:                             <ul style="list-style-type: none"> <li>◦ PLUS loans or loans made to anyone other than the student</li> </ul> </li> </ul>	<ul style="list-style-type: none"> <li>• Any time during academic year 2024-25</li> </ul>

Information from Part A	Fall 2024
Full-time, first-time degree/certificate-seeking undergraduate students (This number is carried forward from Part A, Line 05)	2,101
(This number is carried forward from Part A, Line 06) <ul style="list-style-type: none"> <li>• Full-time, first-time degree/certificate-seeking undergraduate students awarded:                             <ul style="list-style-type: none"> <li>◦ Federal Work Study</li> <li>◦ Loans to students</li> <li>◦ Grant or scholarship aid from the federal government, state/local government, or the institution</li> <li>◦ Other sources known to the institution</li> </ul> </li> </ul>	1,662
(This number is carried forward from Part A, Line 07) <ul style="list-style-type: none"> <li>• Full-time, first-time degree/certificate-seeking undergraduate students awarded:                             <ul style="list-style-type: none"> <li>◦ Loans to students</li> <li>◦ Grant or scholarship aid from the federal government, state/local government, or the institution</li> </ul> </li> </ul>	1,580

Aid Type		Full-time, first-time undergraduate students from Part A, Line 05				
		CURRENT YEAR DATA				YOUR PRIOR YEAR DATA
		2024-25				2023-24
		Number of FTFT students awarded aid	Percentage of FTFT students awarded aid	Total amount of aid awarded to FTFT students	Average amount of aid awarded to FTFT students	Average amount of aid awarded to FTFT students
		Col. 1	Col. 2	Col. 3	Col. 4	Col. 5
01	Grant or scholarship aid from the federal government, state/local government, the institution, and other sources known to the institution ( <b>Do NOT include student loans</b> )	1,277	61	9,100,741	7,127	
01a	Grants or scholarships from the federal government, state/local government, or the institution ( <b>Do NOT include student loans</b> )	1,142	54	7,191,729	6,297	5,685
01b	Grant or scholarship aid from other sources known to the institution ( <b>Do NOT include student loans</b> )	572	27	1,909,012	3,337	
02	<u>Federal grants</u> and scholarship aid	741	35	4,470,911	6,034	5,519
02a	Federal <u>Pell Grants</u>	737	35	4,216,143	5,721	5,177
02b	<u>Other federal grants</u> and scholarship aid	280	13	254,768	910	884

03	<u>State/local government grant</u> or <u>scholarship aid</u> (includes <u>fellowships</u> , waivers, and employee exemptions)		650	31	2,023,363	3,113	2,515
04	<u>Institutional grant</u> or <u>scholarship aid</u> (includes <u>fellowships</u> , waivers, and employee exemptions)		510	24	697,455	1,368	1,962
05	<u>Loans to students</u>		1,127	54	7,436,683	6,599	6,552
	05a	Federal loans to students	1,116	53	5,460,368	4,893	4,950
	05b	Other loans to students (including private loans)	172	8	1,976,315	11,490	10,930

 You may use the box below to provide additional context for the data you have reported above. Context notes will be posted on the College Navigator website. Therefore, you should write all context notes using proper grammar (e.g., complete sentences with punctuation) and common language that can be easily understood by students and parents (e.g., spell out acronyms).

Non-applicable
▼

Section 1 - Comparison Chart

Summary Data by Student Category and Financial Aid Type

Instructions:

- The SFA Comparison Chart provides a summary of the data reported in Section 1 of the survey. Summary data is based on the preloaded data and information reported on the previous screens in this section for all undergraduate students and full-time, first-time degree/certificate-seeking undergraduate students.
  - Values displayed for All undergraduate students, All degree/certificate seeking undergraduate students, and All non-degree/non-certificate seeking undergraduate students should match the values reported in Section 1, Part B;
  - Values displayed for Full-time, First-time degree/certificate seeking undergraduate students should match the values reported in Section 1, Part C; and
  - NCES calculated values for the student count and total amount of aid awarded for All other degree/certificate seeking undergraduate students should be the difference between the values reported for All undergraduate students and Full-time, first-time degree/certificate seeking undergraduate students.
- If values displayed do not match your institution's calculations, please correct the numbers reported before moving forward to complete Section 2 of the SFA Survey.
- Data for all degree/certificate seeking undergraduate students and full-time, first-time degree/certificate undergraduate students are published on College Navigator.

Note:

- Data for the 'all other degree/certificate undergraduate' students and all non-degree/non-certificate undergraduate students will appear in the IPEDS Data Center for data users, but not in College Navigator.

Student Categories		2024-25	Academic Year 2024-25	Academic Year 2024-25
		Number of students	Federal Pell grants	Federal Student Loans
		Col. 1	Col. 2	Col. 3
01	All undergraduates	10,084		
01a	Number of students awarded aid		2,934	4,573
01b	Percentage awarded aid		29	45
01c	Total amount of aid awarded		16,359,871	27,554,512
01d	Average amount of aid awarded		5,576	6,025
02	All degree/certificate seeking undergraduate students	9,405		
02a	Number of students awarded aid		2,930	4,534
02b	Percentage awarded aid		31	48
02c	Total amount of aid awarded		16,347,335	27,234,940
01d	Average amount of aid awarded		5,579	6,007
03	Full-time, first-time degree/certificate seeking undergraduate students	2,101		
03a	Number of students awarded aid		737	1,116
03b	Percentage awarded aid		35	53
03c	Total amount of aid awarded		4,216,143	5,460,368
03d	Average amount of aid awarded		5,721	4,893
04	All other degree/certificate seeking undergraduate students	7,304		
04a	Number of students awarded aid		2,193	3,418
04b	Percentage awarded aid		30	47
04c	Total amount of aid awarded		12,131,192	21,774,572
04d	Average amount of aid awarded		5,532	6,371
05	All non-degree/non-certificate-seeking undergraduate students	679		
05a	Number of students awarded aid		4	39
05b	Percentage awarded aid		1	6
05c	Total amount of aid awarded		12,536	319,572
05d	Average amount of aid awarded		3,134	8,194

## Section 2: Military Servicemembers and Veteran's Benefits - Undergraduate and Graduate Students

### Section 2: Screening Question

**1. Did your institution participate in the U.S. Department of Veterans Affairs Post-9/11 GI Bill or U.S. Department of Defense Military Tuition Assistance benefit programs during the 2024-25 award period? (You are required to complete Section 2 of the SFA Survey if you answer "Yes" to this screening question.)?**

- No
- Yes, please check all programs available to students at your institution.
  - U.S. Department of Veterans Affairs Post-9/11 GI Bill
  - U.S. Department of Defense Military Tuition Assistance

Section 2: Military Servicemembers and Veteran's Benefits - Undergraduate and Graduate Students

Section 2: Military Servicemembers and Veteran's Benefits - Undergraduate and Graduate Students

Instructions:

- Report for **Post-9/11 GI Bill Benefits**: July 1, 2024 - June 30, 2025.
- Report for **Department of Defense Tuition Assistance Program**: October 1, 2024 - September 30, 2025
- Information for **ALL programs** offered by the institution.

Reporting Reminders:


- Report student counts and total benefit amounts disbursed known to the institution for the U.S. Department of Veteran's Affairs Post-9/11 GI Bill Program.
- Report student counts and disbursed amounts received and disbursed by the institution for the U.S. Department of Defense Tuition Assistance Program.
- Report unduplicated student counts within a category (e.g., Post-9/11 GI Bill Benefits), however, a student can appear in both categories (i.e., a student can be counted as a Post-9/11 GI Bill Benefits recipient and a Department of Defense Tuition Assistance recipient).
- Student recipients can also include eligible dependents.
- A student may receive benefits at the undergraduate level and the graduate level during award period.
- Consult with your campus certifying official, who may not be in the student financial aid office.
- For Post-9/11 GI Bill Benefits, do not include the institutional or state matching share for aid provided through the Yellow Ribbon Program if your school participated.
- **Do not leave a cell blank.** Enter zero (0) if your institution did not have recipients for the financial assistance program or program level.

U.S. Department of Veterans Affairs Post-9/11 GI-Bill Benefits

Type of benefit/assistance	YOUR CURRENT YEAR DATA			YOUR PRIOR YEAR DATA
	Number of students disbursed benefits/assistance known to the institution	Total dollar amount of benefits/assistance disbursed known to institution	Average dollar amount of benefits/assistance disbursed known to institution	Average dollar amount of benefits/assistance disbursed known to institution
	Col 1	Col 2	Col 3	Col 4
<u>Post-9/11 GI Bill Benefits</u>				
01 Undergraduate students	<input type="text" value="121"/>	<input type="text" value="769,915"/>	6,363	6,390
02 Graduate students	<input type="text" value="55"/>	<input type="text" value="453,737"/>	8,250	7,803
03 Total	176	1,223,652	6,953	6,942

U.S. Department of Defense Tuition Assistance Program

Type of benefit/assistance	YOUR CURRENT YEAR DATA			YOUR PRIOR YEAR DATA
	Number of students who received benefits/assistance disbursed through the institution	Total dollar amount of benefits/assistance received and disbursed through the institution	Average dollar amount of benefits/assistance received and disbursed through the institution	Average dollar amount of benefits/assistance received and disbursed through the institution
	Col 1	Col 2	Col 3	Col 4
<u>Department of Defense Tuition Assistance Program</u>				
04 Undergraduate students	<input type="text" value="14"/>	<input type="text" value="29,250"/>	<input checked="" type="checkbox"/> 2,089	3,063
05 Graduate students	<input type="text" value="10"/>	<input type="text" value="9,000"/>	<input checked="" type="checkbox"/> 900	2,208
06 Total	24	38,250	1,594	2,550

 You may use the box below to provide additional context for the data you have reported above. Context notes will be posted on the College Navigator website. Therefore, you should write all context notes using proper grammar (e.g., complete sentences with punctuation) and common language easily understood by students and parents (e.g., spell out acronyms).

Prepared by

**Prepared by**

Reporting Reminders:

- The name of the preparer is being collected so that we can follow up with the appropriate person in the event that there are questions concerning the data.
- The Keyholder will be copied on all email correspondence to other preparers.
- The time it took to prepare this component is being collected so that we can continue to improve our estimate of the reporting burden associated with IPEDS.
- Please include in your estimate the time it took for you to review instructions, query and search data sources, complete and review the component, and submit the data through the Data Collection System.
- Thank you for your assistance.

This survey component was prepared by:		
<input type="radio"/>	Keyholder	<input type="radio"/> SFA Contact
<input type="radio"/>	Finance Contact	<input type="radio"/> Other
Name: <input type="text"/>		
Email: <input type="text"/>		

How many staff from your institution only were involved in the data collection and reporting process of this survey component?
<input type="text"/> Number of Staff (including yourself)

How many hours did you and others from your institution only spend on each of the steps below when responding to this survey component? <i>Exclude the hours spent collecting data for state and other reporting purposes.</i>				
Staff member	Collecting Data Needed	Revising Data to Match IPEDS Requirements	Entering Data	Revising and Locking Data
Your office	<input type="text"/> hours	<input type="text"/> hours	<input type="text"/> hours	<input type="text"/> hours
Other offices	<input type="text"/> hours	<input type="text"/> hours	<input type="text"/> hours	<input type="text"/> hours

Summary

**Student Financial Aid Component Summary**

The purpose of this summary is to provide you an opportunity to view some of the data that, when accepted through the IPEDS quality control process, will appear on the [College Navigator](#) website and/or your institution's Data Feedback Report (DFR). In addition, all data reported in IPEDS survey components become publicly available through the [IPEDS Use the Data](#) and appear as aggregated statistics in various Department of Education reports. [College Navigator](#) is updated approximately three months after the data collection period closes and DFRs will be available through the [IPEDS Use the Data](#).

Please review your data for accuracy. If you have questions about the data displayed below or after reviewing the data reported on the survey screens, please contact the IPEDS Help Desk at: 1-877-225-2568 or [ipedshelp@rti.org](mailto:ipedshelp@rti.org).

GENERAL INFORMATION	
Reporter Type	Academic
Calendar System	Semester Postsecondary awards, certificates, or diplomas of 300-899 clock hours...
Award Levels Offered	Associate's degree Bachelor's degree Postbaccalaureate certificate Master's degree Doctor's degree - professional practice Full-time Undergraduate
Levels of Enrollment Offered	Full-time First-time, degree/certificate-seeking Undergraduate Full-time Graduate (not including doctor's professional) Part-time Undergraduate Part-time First-time, degree/certificate-seeking Undergraduate Part-time Graduate (not including doctor's professional) Doctor's degree - professional practice programs
System	University of Wisconsin System

Financial Aid Information Summary				
		2024-25	Academic Year 2024-25	Academic Year 2024-25
		Number of students	Federal Pell grants	Federal Student Loans
01	All undergraduates	10,084		
01a	Number of students awarded aid		2,934	4,573
01b	Percentage awarded aid		29	45
01c	Total amount of aid awarded		16,359,871	27,554,512
01d	Average amount of aid awarded		5,576	6,025
02	All degree/certificate seeking undergraduate students	9,405		
02a	Number of students awarded aid		2,930	4,534
02b	Percentage awarded aid		31	48
02c	Total amount of aid awarded		16,347,335	27,234,940
02d	Average amount of aid awarded		5,579	6,007
03	Full-time, first-time degree/certificate seeking undergraduate students	2,101		
03a	Number of students awarded aid		737	1,116
03b	Percentage awarded aid		35	53
03c	Total amount of aid awarded		4,216,143	5,460,368
03d	Average amount of aid awarded		5,721	4,893
04	All other degree/certificate seeking undergraduate students	7,304		
04a	Number of students awarded aid		2,193	3,418
04b	Percentage awarded aid		30	47
04c	Total amount of aid awarded		12,131,192	21,774,572
04d	Average amount of aid awarded		5,532	6,371
05	All non-degree/non-certificate-seeking undergraduate students	679		
05a	Number of students awarded aid		4	39

05b	Percentage awarded aid		1	6
05c	Total amount of aid awarded		12,536	319,572
05d	Average amount of aid awarded		3,134	8,194

**Military Service Members and Veteran's Benefits**

Type of benefit/assistance		Number of students receiving benefits/assistance	Total dollar amount of benefits/assistance disbursed through the institution
<u>Post-9/11 GI Bill Benefits</u>			
	Undergraduate students	121	769,915
	Graduate students	55	453,737
	Total	176	1,223,652
<u>Department of Defense Tuition Assistance Program</u>			
	Undergraduate students	14	29,250
	Graduate students	10	9,000
	Total	24	38,250

Edit Report

Student Financial Aid

Source	Description	Severity	Resolved	Options
<b>Screen: Section 1 - Student Financial Aid - Undergraduate Students Part A - Establish Your Student Counts</b>				
Screen Entry	The difference in the number of students paying the lower of in-state or in-district tuition rate who were awarded any Title IV aid and the number of those students paying the lower of in-state or in-district tuition rate who were awarded grant or scholarship aid from the federal government, state/local government, or the institution is 113 (COST II - Section 2 - Part A, [line 03 - line 02]), which should not be greater than the number of students receiving federal loans plus the maximum number of students whose only Title IV aid was work/study (SFA - Section 1 - Part E, [line 05a] + SFA - Section 1 - Part A [line 06 - line 07]; 82). Please correct your data or provide an explanation. (Error #7875)	Explanation	Yes	
Reason	Data are verified and correct as entered.			
<b>Screen: Section 2: Military Servicemembers and Veteran's Benefits - Undergraduate and Graduate Students</b>				
Screen Entry	This value is out of range compared to the prior year amount. Please correct your data or explain. (Error #7265)	Explanation	Yes	
Reason	Low utilization of TA causes high variability in year-to-year dollar averages.			
Screen Entry	This value is out of range compared to the prior year amount. Please correct your data or explain. (Error #7265)	Explanation	Yes	
Reason	Low TA utilization causes high year-to-year variability in dollar averages.			