

## Cost II 2025-26

Institution: University of Wisconsin-Stevens Point (240480)

User ID: 55C0011

### Overview

#### Cost Overview

The purpose of the Cost (CST) component is to collect information on student charges for Cost of Attendance estimates and to calculate an Average Net Price (ANP) for first-time, full-time undergraduate students to meet requirements of the Higher Education Act of 1965 (HEA), as amended. This component also collects information on tuition and fees for other groups of students.

Much of the data reported on CST appear on College Navigator, which is updated only one time after CST data have been reviewed by NCES. Therefore, any data reporting errors may stay on College Navigator for a full year.

Additionally, the ANP calculation has important implications for what students see about your institution, and also for the College Affordability and Transparency Center lists.

#### Data Reporting Reminder:

- Report data to accurately reflect the time period corresponding with the IPEDS survey component, even if such reporting is seemingly inconsistent with prior-year reporting.

#### Changes to reporting:

- No changes for the 2025-26 data collection period.

#### Resources:

- To download the survey materials for this component: [Survey Materials](#)
- To access your prior year data submission for this component: [Reported Data](#)

If you have questions about completing this survey, please contact the IPEDS Help Desk at 1-877-225-2568.

## Screening Questions

Data changed on this page cannot be saved and therefore will not be changed in the Winter Collection Periods.

**1. Does your institution offer institutionally-controlled housing (on-campus and/or off-campus)?**

If you answer **Yes** to this question, you will be expected to specify a housing capacity, and to report a housing charge or a combined food and housing charge.

- No  
 Yes

Specify housing capacity for academic year 2025-26

**2. Are all full-time, first-time degree/certificate-seeking students required to live on campus or in institutionally controlled housing?**

This is only a screening question, and your response does not show up on College Navigator.

If you answer **Yes** to this question, you will not be asked to report off-campus food and housing in the cost of attendance. If you make **ANY** exceptions to this rule, please answer **No** so that this does not cause conflicts with the average net price calculation. Misreporting may lead to an inaccurate average net price calculation for your institution.

- No  
 Yes, and we do not make **ANY** (even one) exceptions to this rule

**3. Does your institution charge different tuition rates for in-district, in-state, or out-of-state students?**

If you answer **Yes** to this question, you will be expected to report different tuition amounts for in-district, in-state, and out-of-state students (as applicable).

Only select **YES** if you charge different tuition by students' residence status. You should not select **YES** and then report the same tuition rate 3 times.

- No  
 Yes, please check all tuition rates charged by your institution
- In-district
  - In-state
  - Out-of-state

**4. Do you offer food or meal plans to your students?**

If you answer **Yes** to this question, you will be expected to report a food charge or combined food and housing charge (C10).

- No  
 Yes - Enter the number of meals per week for the meal plan with the largest number of meals available
- Yes - Number of meals per week can vary (e.g., students charge meals against a meal card)

**5. Does your institution charge an application fee?**

- No  
 Yes - select checkboxes for the student level(s) that have an application fee and report the amount of application fee(s) in Section 1 Part A.
- Undergraduate programs
  - Graduate programs (not including Doctor's-Professional practice)
  - Doctor's-Professional Practice programs

**6. For institutions that charge an application fee, can the application fee be waived for applicants that demonstrate financial need?**

- No  
 Yes (please indicate for which level(s) application fee can be waived)
- Undergraduate programs
  - Graduate programs (not including Doctor's-Professional practice)
  - Doctor's-Professional Practice programs

**7. Indicate whether or not your institution participates in a Promise program.**

- No  
 Yes

**8. Indicate whether or not any of the following alternative tuition plans are offered by your institution.**

- No  
 Yes [Check all that apply]
- Tuition guarantee
  - Prepaid tuition plan
  - Tuition payment plan

Other (specify in box below)


**9. For the purposes of awarding institutional financial aid, does your institution require asset information from students who qualify for the exemption from asset reporting on the FAFSA form?**

- No  
 Yes

**10. For the purpose of awarding institutional financial aid, does your institution require additional financial information separate from the FAFSA form?**

- No  
 Yes (please include a website link to where your institution's website explains what additional financial information is required.)


Link URL:


 You may use the box below to provide additional context for the data you have reported above. Context notes will be posted on the College Navigator website. Therefore, you should write all context notes using proper grammar (e.g., complete sentences with punctuation) and common language that can be easily understood by students and parents (e.g., spell out acronyms).

Section 1 - Student Charges: Part A - Application fees

**Data changed on this page cannot be saved and therefore will not be changed in the Winter Collection Periods.**

If the institution charges an application fee, indicate the amount.

	 Amount	Prior year
Graduate application fee (not including Doctor's-Professional practice)	<input type="text" value="56"/>	56

 You may use the box below to provide additional context for the data you have reported above. Context notes will be posted on the College Navigator website. Therefore, you should write all context notes using proper grammar (e.g., complete sentences with punctuation) and common language that can be easily understood by students and parents (e.g., spell out acronyms).

Section 1 - Student Charges: Part B - Cost of attendance for full-time, first-time undergraduate students

Reporting Reminders:

- These data will be made available to the public on College Navigator. If your institution participates in any Title IV programs (Federal Pell Grant, Federal Direct Loan, etc.), all information must be reported.
- For current year amounts: Please enter the amounts below.
- For prior year amounts: Please review the amounts below for accuracy and consistency with your institution's records and edit if needed. These data will be made available to the public on College Navigator.
- Estimates of expenses for books and supplies, food and housing, and other expenses are those from the Cost of Attendance report used by the financial aid office in determining financial need.

Charges for full academic year	2022-23	2023-24	2024-25	2025-26		
<b>Tuition and required fees:</b>					<b>Tuition Guarantee</b> <i>(check only if applicable to entering students in 2025-26)</i>	Guaranteed increase %
<u>In-district</u>						
Tuition	6,698	7,112	7,378	7,747	<input type="checkbox"/>	<input type="text"/>
Required fees	1,678	1,722	1,850	1,922	<input type="checkbox"/>	<input type="text"/>
Tuition + fees total	8,376	8,834	9,228	9,669		
<u>In-state</u>						
Tuition	6,698	7,112	7,378	7,747	<input type="checkbox"/>	<input type="text"/>
Required fees	1,678	1,722	1,850	1,922	<input type="checkbox"/>	<input type="text"/>
Tuition + fees total	8,376	8,834	9,228	9,669		
<u>Out-of-state</u>						
Tuition	15,402	16,132	16,398	16,767	<input type="checkbox"/>	<input type="text"/>
Required fees	1,678	1,722	1,850	1,922	<input type="checkbox"/>	<input type="text"/>
Tuition + fees total	17,080	17,854	18,248	18,689		
<u>Books and supplies</u>	250	250	250	<input checked="" type="checkbox"/> 416		
<b>On-campus:</b>						
<u>Food and housing</u>	8,000	8,500	8,800	9,280		
<u>Other expenses</u>	3,044	3,322	3,560	3,198		
Food and housing and other expenses total	11,044	11,822	12,360	12,478		
<b>Off-campus (not with family):</b>						
<u>Food and housing</u>	8,000	8,500	8,800	9,280		
<u>Other expenses</u>	3,044	3,322	3,560	3,198		
Food and housing and other expenses total	11,044	11,822	12,360	12,478		
<b>Off-campus (with family):</b>						
<u>Food and housing</u>	<input type="text"/>	<input type="text"/>	<input checked="" type="checkbox"/> 3,750	<input checked="" type="checkbox"/> 3,290		
<u>Other expenses</u>	3,044	3,322	3,560	2,594		
Food and housing and other expenses total	3,044	3,322	7,310	5,884		

You may use the box below to provide additional context for the data you have reported above. Context notes will be posted on the College Navigator website. Therefore, you should write all context notes using proper grammar (e.g., complete sentences with punctuation) and common language that can be easily understood by students and parents (e.g., spell out acronyms).

- Non-applicable
- The Cost of Attendance varies by program.
- The Cost of Attendance or tuition and fee methodology changed from last year.
- We allow special Cost of Attendance allowance additions for some programs and student categories.
- Cost of Attendance updates are based on a recent (prior or current year) cost survey.

- Tuition and fees, and Cost of Attendance components vary by campus location.
- This is a U.S. Service Academy. All costs are covered, and students receive a stipend in exchange for a U.S. Armed Forces service commitment.
- First-year students must live on campus.
- The Tuition and Fees includes the estimated cost of a computer required for all students.
- The Tuition and Fees includes the cost of books and supplies.
- The Books and Supplies includes the estimated cost of a computer required for all students.
- The Cost of Attendance (COA) is based on a weighted average of student living arrangement categories while enrolled.
- The Cost of Attendance (COA) is based on a weighted average of costs for all students across Title IV eligible programs.

Other

Section 1 - Student Charges: Part C - Tuition and Required Fees by Level (Undergraduate and Graduate [not including Doctor's-Professional practice])

**Data changed on this page cannot be saved and therefore will not be changed in the Winter Collection Periods.**

When reporting for graduate students, **do not include** tuition for Doctor's-Professional students. This will be collected separately.

Average tuition and required fees to all students in each category for the full academic year 2025-26 should be included (not just first-time, full-time undergraduate students).						
Undergraduate students (all)	In-district	Prior year	In-state	Prior year	Out-of-state	Prior year
Full-time						
<u>Tuition</u>	7,747	7,378	7,747	7,378	16,767	16,398
<u>Required fees</u>	1,922	1,850	1,922	1,850	1,922	1,850
Part-time						
<u>Tuition (per credit hour charges)</u>	323	307	323	307	699	683
<u>Required fees</u>	144	148	144	148	144	148
Graduate students (not including Doctor's-Professional practice)	In-district	Prior year	In-state	Prior year	Out-of-state	Prior year
Full-time						
<u>Tuition</u>	9,139	8,704	9,139	8,704	19,164	18,729
<u>Required fees</u>	1,730	1,670	1,730	1,670	1,730	1,670
Part-time						
<u>Tuition (per credit hour charges)</u>	508	484	508	484	1,065	1,041
<u>Required fees</u>	144	148	144	148	144	148

You may use the box below to provide additional context for the data you have reported above. Context notes will be posted on the College Navigator website. Therefore, you should write all context notes using proper grammar (e.g., complete sentences with punctuation) and common language that can be easily understood by students and parents (e.g., spell out acronyms).

Section 1 - Student Charges: Part E - Food and Housing

**Data changed on this page cannot be saved and therefore will not be changed in the Winter Collection Periods.**

<b>What are the typical <u>food</u> and <u>housing</u> charges for a student for the full academic year 2025-26?</b> <i>If your institution offers food or housing at no charge to students, enter zero.</i> <i>If you report food and housing separately, leave the combined charge blank. If you report a combined charge, leave the food and housing charges blank.</i>		
Food and Housing charges	Amount	Prior year
<b>i</b> Housing charge (Double occupancy)	<input type="text" value="5,075"/>	5,050
<b>i</b> Food charge (Maximum plan)	<input type="text" value="3,800"/>	3,750
Combined food and housing charge (Answer only if you CANNOT separate food and housing charges.)	<input type="text" value="N/A"/>	

**i** You may use the box below to provide additional context for the data you have reported above. Context notes will be posted on the College Navigator website. Therefore, you should write all context notes using proper grammar (e.g., complete sentences with punctuation) and common language that can be easily understood by students and parents (e.g., spell out acronyms).

Section 2 - Financial Aid Data : Part A - Establish Your Student Counts

**Part A - Establish Your Student Counts**

Instructions:

In the fields below, report the number of full-time, first-time degree/certificate-seeking undergraduate students enrolled in Fall 2024.

Reporting Reminders:

- Part A establishes student counts.
- The numbers on this screen are carried forward to other parts of the Cost survey component and checked for consistency with data reported in other survey components.

		CURRENT REPORTED DATA	PRIOR REPORTED DATA
		Fall 2024	Fall 2023
01	All full-time, first-time degree/certificate-seeking undergraduate students	1,817	1,794
02	Of those on line 01, those (paying the lower of in-state or in-district tuition rate) who were awarded grant or scholarship aid from the federal government, state/local government, or the institution	1,450	1,270
03	Of those on line 01, those (paying the lower of in-state or in-district tuition rate) who were awarded any <u>Title IV federal student aid</u>	1,057	1,028

Section 2 - Financial Aid Data: Part B - full-time, first-time degree/certificate-seeking undergraduate students

**Part B – Number of full-time, first-time degree/certificate-seeking undergraduate students paying different tuition rates**

Instructions:

- In the fields below, report the number of full-time, first-time degree/certificate-seeking undergraduate students enrolled in Fall 2024 paying the lower of in-state or in-district tuition rate. If your institution does not offer different rates, report all students as paying in-state tuition rates.

Information from Part A		Fall 2024		
01	Full-time, first-time degree/certificate-seeking undergraduate students (This number is carried forward from Part A, Line 01)	1,817		
Full-time, first-time students:		YOUR CURRENT YEAR DATA		YOUR PRIOR YEAR DATA
		Fall 2024		Fall 2023
		Number of students	Percentage of students	Percentage of students
02	<u>paying in-district tuition rates</u>	<input type="text" value="0"/>	0	0
03	<u>paying in-state tuition rates</u>	<input type="text" value="1,606"/>	88	88
04	<u>paying out-of-state tuition rates</u>	<input type="text" value="211"/>	12	12
05	Unknown (calculated value) This value is calculated using the following formula: [Line 01-(Line 02 +Line 03 +Line 04)]	0	0	0


Section 2 - Financial Aid Data: Part C - full-time, first-time degree/certificate-seeking undergraduate students Awarded Grant & Scholarship Aid

**Part C - Enter Information about full-time, first-time degree/certificate-seeking undergraduate students paying the lower of in-state or in-district tuition rate who were awarded grant or scholarship aid from the following sources: the federal government, state/local government, or the institution**

Reporting Reminders:

- **The information you report in this part will be used in Section 3 to calculate an institutional average net price (ANP)**
- Do not include students who received HEERF grants only.
- For this part, report:
  - **Students:** Full-time, first-time degree/certificate-seeking undergraduate students enrolled in Fall 2024 for the 2024-25 academic year as defined by the institution paying the lower of in-state or in-district tuition rate who were awarded grant or scholarship aid from the following sources: the federal government, state/local government, or the institution (Do not include students awarded only grant or scholarship aid from private or other sources, or students awarded only non-grant aid)
  - **Aid Types:** Grant or scholarship aid from the federal government, state/local government, and/or the institution. (Do not include grant or scholarship aid from private or other sources, parent PLUS loans, federal student loans, private loans, HEERF grants, and/or Federal Work Study amounts)
  - **Award period:** Any time during academic year 2024-25, including cross-over financial aid award periods assigned to the 2024-25 academic year.

Information from Part A:		PRIOR REPORTED DATA Fall 2022	PRIOR REPORTED DATA Fall 2023	CURRENT REPORTED DATA Fall 2024
01	Full-time, first-time degree/certificate-seeking undergraduate students paying the lower of in-state or in-district tuition rate who were awarded grant or scholarship aid from the following sources: the federal government, state/local government, or the institution (This number is carried forward from Part A, Line 02)	1,295	1,270	1,450
Report the number of these students from Part A, Line 02 with the following living arrangements:		PRIOR REPORTED DATA Fall 2022	PRIOR REPORTED DATA Fall 2023	CURRENT REPORTED DATA Fall 2024
02	<u>On-campus</u>	1,014	1,036	1,234
03	<u>Off-campus (with family)</u>	144	113 <input checked="" type="checkbox"/>	69
04	<u>Off-campus (not with family)</u>	45	39 <input checked="" type="checkbox"/>	12
05	Unknown (calculated) This value is calculated using the following formula: Line 01 - (Line 02 +Line 03 +Line 04)	92	82	135
06	<b>Report the total amount of grant or scholarship aid from the federal government, state/local government, or the institution awarded to these students. Do not include HEERF grants.</b>	Award period 2022-23 5,652,773	Award period 2023-24 6,621,289	Award period 2024-25 7,801,994
07	Average grant or scholarship aid from the federal government, state/local government, or the institution awarded to full-time, first-time degree/certificate undergraduate students (calculated value). This value is calculated using the following formula: Line 06/Line 01	4,365	5,214	5,381

 You may use the box below to provide additional context for the data you have reported above. Context notes will be posted on the College Navigator website. Therefore, you should write all context notes using proper grammar (e.g., complete sentences with punctuation) and common language that can be easily understood by students and parents (e.g., spell out acronyms).

Section 2 - Financial Aid Data: Part D - full-time, first-time degree/certificate-seeking undergraduate students Awarded Title IV Aid

Full-time, first-time degree/certificate-seeking undergraduate students paying the lower of in-state or in-district tuition rate awarded any Title IV federal student aid.

Reporting Reminders:


- The information you report in this part will be used in Section 3 to calculate an institutional average net price (ANP) by income level.
- Do not include students who received HEERF grants only.
- For this part, report:
  - **Students:** Full-time, first-time degree/certificate-seeking undergraduate students enrolled Fall 2024 for the 2024-25 academic year as defined by the institution paying the lower of in-state or in-district tuition rate who were awarded any Title IV federal student aid

Information from Part A:		PRIOR REPORTED DATA Fall 2022	PRIOR REPORTED DATA Fall 2023	CURRENT REPORTED DATA Fall 2024
01	Full-time, first-time degree/certificate-seeking undergraduate students paying the lower of in-state or in-district tuition rate who were awarded any Title IV federal student aid (This number is carried forward from Part A, Line 03) Report the number of these students with the following living arrangements:	961	1,028	1,057
Report the number of these students from Part A, Line 01 with the following living arrangements:		PRIOR REPORTED DATA Fall 2022	PRIOR REPORTED DATA Fall 2023	CURRENT REPORTED DATA Fall 2024
		2022-23	2023-24	2024-25
02	<u>On-campus</u>	812	893	997
03	<u>Off-campus (with family)</u>	104	100 <input checked="" type="checkbox"/>	49
04	<u>Off-campus (not with family)</u>	45	35 <input checked="" type="checkbox"/>	11
05	Unknown (calculated) This value is calculated using the formula: [Line 01 - (Line 02 + Line 03 + Line 04)]	0	0	0

Full-Time, First-Time Degree/Certificate Undergraduates Awarded Title IV Aid				
	Number of students awarded any Title IV aid	Of those in Column 1, the <b>number</b> awarded any grant or scholarship aid from the following sources: the federal government, state/local government, or the institution	For those in Column 1, the <b>total amount</b> of grant or scholarship aid awarded from the following sources: the federal government, state/local government, or the institution	<b>i</b> Average amount of federal, state/local, and institutional grant or scholarship aid awarded to students in Column 1
2022-23				
Income level	Col. 1	Col. 2	Col. 3	Col. 4
01	\$0-30,000	149	145	1,616,819
02	\$30,001-48,000	121	120	1,247,946
03	\$48,001-75,000	178	177	1,085,479
04	\$75,001-110,000	192	179	511,391
05	\$110,001 and more	321	264	418,579
06	Total all income levels	961	885	4,880,214

	Number of students awarded any Title IV aid	Of those in Column 1, the <b>number</b> awarded any grant or scholarship aid from the following sources: the federal government, state/local government, or the institution	For those in Column 1, the <b>total amount</b> of grant or scholarship aid awarded from the following sources: the federal government, state/local government, or the institution	<b>i</b> Average amount of federal, state/local, and institutional grant or scholarship aid awarded to students in Column 1
2023-24				
Income level	Col. 1	Col. 2	Col. 3	Col. 4
01	\$0-30,000	151	149	1,698,186
02	\$30,001-48,000	116	115	1,214,512
03	\$48,001-75,000	194	191	1,678,357
04	\$75,001-110,000	190	173	576,988
05	\$110,001 and more	377	268	506,105
06	Total all income levels	1,028	896	5,674,148

		<b>Number</b> of students awarded any Title IV aid	Of those in Column 1, the <b>number</b> awarded any grant or scholarship aid from the following sources: the federal government, state/local government, or the institution	For those in Column 1, the <b>total amount</b> of grant or scholarship aid awarded from the following sources: the federal government, state/local government, or the institution	<b>Average</b> amount of federal, state/local, and institutional grant or scholarship aid awarded to students in Column 1
<b>2024-25</b>					
Income level		Col. 1	Col. 2	Col. 3	Col. 4
01	\$0-30,000	185	185	2,232,961	12,070
02	\$30,001-48,000	144	144	1,686,288	11,710
03	\$48,001-75,000	188	188	1,843,864	9,808
04	\$75,001-110,000	194	191	881,712	4,545
05	\$110,001 and more	346	284	408,122	1,180
06	Total all income levels	1,057	992	7,052,947	6,673

 You may use the box below to provide additional context for the data you have reported above. Context notes will be posted on the College Navigator website. Therefore, you should write all context notes using proper grammar (e.g., complete sentences with punctuation) and common language that can be easily understood by students and parents (e.g., spell out acronyms).

Section 3 - Average Net Price: Part A - Net Price for full-time, first-time degree/certificate-seeking undergraduate students Awarded Grant & Scholarship Aid

**Part A – Average net price calculation for full-time, first-time degree/certificate-seeking undergraduate students paying the lower of in-state or in-district tuition rate awarded grant or scholarship aid from the federal government, state/local government, or the institution**

Note:

- The following average net price (ANP) values are calculated by the IPEDS Data Collection System and based on Cost of Attendance (COA) and selected financial aid information reported in Sections 1 and 2, respectively, of the Cost survey component. For more information about the data your institution reported in Sections 1 and 2, please contact your institution's IPEDS Keyholder.

Cost of attendance components		PRIOR REPORTED DATA	PRIOR REPORTED DATA	CURRENT REPORTED DATA
		2022-23	2023-24	2024-25
01	Tuition and <u>required fees</u> (lower of in-state or in-district tuition rate)	8,376	8,834	9,228
02	<u>Books and supplies</u>	250	250	250
<u>Food and housing and other expenses</u> by living arrangement				
03	<u>On-campus</u>	11,044	11,822	12,360
04	<u>Off-campus (with family)</u>	3,044	3,322	7,310
05	<u>Off-campus (not with family)</u>	11,044	11,822	12,360
Number of these students by living arrangement		PRIOR REPORTED DATA	PRIOR REPORTED DATA	CURRENT REPORTED DATA
		2022-23	2023-24	2024-25
06	<u>On-campus</u>	1,014	1,036	1,234
07	<u>Off-campus (with family)</u>	144	113	69
08	<u>Off-campus (not with family)</u>	45	39	12
09	Unknown	92	82	135
10	Weighted average for food and housing and other expenses by number of students for each living arrangement (excluding unknown values) See instructions for the formula for this calculation	10,086	11,013	12,095
11	Total cost of attendance This value is calculated using the following formula: [Line 01 + Line 02 + Line 10]	18,712	20,097	21,573
12	Average amount of grant or scholarship aid awarded to these students from the following sources: the federal government, state/local government, and the institution	4,365	5,214	5,381
13	Average institutional <u>net price</u> for these students This value is calculated using the following formula: [Line 11 - Line 12]	14,347	14,883	16,192

As required by the *Higher Education Act of 1965, as amended*, these amounts will be posted on the U.S. Department of Education's College Navigator website and used in the U.S. Department of Education's College Affordability and Transparency Lists.

You may use the box below to provide additional context for the data you have reported above. Context notes will be posted on the College Navigator website. Therefore, you should write all context notes using proper grammar (e.g., complete sentences with punctuation) and common language that can be easily understood by students and parents (e.g., spell out acronyms).

Section 3 - Average Net Price: Part B - Net Price for full-time, first-time degree/certificate-seeking undergraduate students Awarded Title IV Aid

**Net Price Calculation for Full-time, first-time degree/certificate-seeking undergraduate students awarded any Title IV federal student aid.**

Note:

- The following average net price (ANP) values are calculated by the IPEDS Data Collection System and based on Cost of Attendance (COA) and selected financial aid information reported in Sections 1 and 2, respectively, of the Cost survey component. For more information about the data your institution reported in Sections 1 and 2, please contact your institution's IPEDS Keyholder.

Cost of attendance of components			PRIOR REPORTED DATA	PRIOR REPORTED DATA	CURRENT REPORTED DATA
			2022-23	2023-24	2024-25
01	Tuition and required fees (lower of in-state or in-district tuition rate)		8,376	8,834	9,228
02	Books and supplies		250	250	250
Food and housing and other expenses by living arrangement					
03	On-campus		11,044	11,822	12,360
04	Off-campus (with family)		3,044	3,322	7,310
05	Off-campus (not with family)		11,044	11,822	12,360
Number of these students by living arrangement			PRIOR REPORTED DATA 2022-23	PRIOR REPORTED DATA 2023-24	CURRENT REPORTED DATA 2024-25
06	On-campus		812	893	997
07	Off-campus (with family)		104	100	49
08	Off-campus (not with family)		45	35	11
09	Unknown		0	0	0
10	Weighted average for food and housing and other expenses by number of students for each living arrangement (excluding unknown values) See instructions for the formula for this calculation		10,178	10,995	12,126
11	Total cost of attendance This value is calculated using the following formula: [Line 01 + 02 + 10]		18,804	20,079	21,604
12	Average amount of grant or scholarship aid awarded to these students from the following sources: the federal government, state/local government, and the institution				
13	\$0-30,000		10,851	11,246	12,070
14	\$30,001-48,000		10,314	10,470	11,710
15	\$48,001-75,000		6,098	8,651	9,808
16	\$75,001-110,000		2,663	3,037	4,545
17	\$110,001 and more		1,304	1,342	1,180
18	Total all income levels		5,078	5,520	6,673
Average institutional net price for full-time, first-time degree/certificate-seeking undergraduate students (paying the lower of in-state or in-district tuition rate) who were awarded any Title IV federal student aid by income level. This value is calculated using the following formula: [Line 11-(Line 13 through 18, respectively)]					
19	\$0-30,000		7,953	8,833	9,534
20	\$30,001-48,000		8,490	9,609	9,894
21	\$48,001-75,000		12,706	11,428	11,796
22	\$75,001-110,000		16,141	17,042	17,059
23	\$110,001 and more		17,500	18,737	20,424
24	Total all income levels		13,726	14,559	14,931

As required by the Higher Education Act of 1965, as amended, these amounts will be posted on the U.S. Department of Education's College Navigator website.

You may use the box below to provide additional context for the data you have reported above. Context notes will be posted on the College Navigator website. Therefore, you should write all context notes using proper grammar (e.g., complete sentences with punctuation) and common language that can be easily understood by students and parents (e.g., spell out acronyms).



Prepared by

Prepared by

Reporting Reminders:

- The name of the preparer is being collected so that we can follow up with the appropriate person in the event that there are questions concerning the data.
- The Keyholder will be copied on all email correspondence to other preparers.
- The time it took to prepare this component is being collected so that we can continue to improve our estimate of the reporting burden associated with IPEDS.
- Please include in your estimate the time it took for you to review instructions, query and search data sources, complete and review the component, and submit the data through the Data Collection System.
- Thank you for your assistance.

This survey component was prepared by:

<input type="radio"/>	Keyholder	<input checked="" type="radio"/>	SFA Contact	<input type="radio"/>	HR Contact
<input type="radio"/>	Finance Contact	<input type="radio"/>	Other		

Name:

Email:

How many staff from your institution only were involved in the data collection and reporting process of this survey component?

Number of Staff (including yourself)

How many hours did you and others from your institution only spend on each of the steps below when responding to this survey component?  
 Exclude the hours spent collecting data for state and other reporting purposes.

Staff member	Collecting Data Needed	Revising Data to Match IPEDS Requirements	Entering Data	Revising and Locking Data
Your office	<input type="text" value="3.00"/> hours	<input type="text" value="2.00"/> hours	<input type="text" value="1.00"/> hours	<input type="text" value="1.00"/> hours
Other offices	<input type="text" value="4.00"/> hours	<input type="text" value="1.00"/> hours	<input type="text" value="2.00"/> hours	<input type="text" value="1.00"/> hours

Summary

Cost I Component Summary

The purpose of this summary is to provide you an opportunity to view some of the data that, when accepted through the IPEDS quality control process, will appear on the [College Navigator](#) website and/or your institution's Data Feedback Report (DFR). In addition, all data reported in IPEDS survey components become publicly available through the [IPEDS Use the Data](#) and appear as aggregated statistics in various Department of Education reports. [College Navigator](#) is updated approximately three months after the data collection period closes and DFRs will be available through the [IPEDS Use the Data](#).

Please review your data for accuracy. If you have questions about the data displayed below or after reviewing the data reported on the survey screens, please contact the IPEDS Help Desk at: 1-877-225-2568 or [ipedshelp@rti.org](mailto:ipedshelp@rti.org).

GENERAL INFORMATION	
Reporter Type	Academic
Calendar System	Semester
Award Levels Offered	Postsecondary awards, certificates, or diplomas of less than 300 clock hours... Postsecondary awards, certificates, or diplomas of 300-899 clock hours... Postsecondary awards, certificates, or diplomas of at least 900 clock hours but less than 1,800 clock hours... Associate's degree Bachelor's degree Postbaccalaureate certificate Master's degree Doctor's degree - professional practice Full-time Undergraduate
Levels of Enrollment Offered	Full-time First-time, degree/certificate-seeking Undergraduate Full-time Graduate (not including doctor's professional) Part-time Undergraduate Part-time First-time, degree/certificate-seeking Undergraduate Part-time Graduate (not including doctor's professional) Doctor's degree - professional practice programs
System	University of Wisconsin System

PRICING INFORMATION					
Alternative Tuition Plans	Tuition payment plan				
Promise program	Yes				
Full-time Undergraduate Tuition and Fees					
	Average full-time undergraduate student tuition and fees for academic year 2025-26	Tuition		Fees	
	In-state	7,747		1,922	
	Out-of-state	16,767		1,922	
Full-time Graduate Tuition and Fees					
	Average full-time graduate student tuition and fees for academic year 2025-26	Tuition		Fees	
	In-state	9,139		1,730	
	Out-of-state	19,164		1,730	
First-time, Full-time Undergraduate Cost of Attendance					
	Estimated expenses for academic year	2022-23	2023-24	2024-25	2025-26
	In-state tuition and fees	8,376	8,834	9,228	9,669
	Out-of-state tuition and fees	17,080	17,854	18,248	18,689
	Books and supplies	250	250	250	416
	On-campus food and housing	8,000	8,500	8,800	9,280
	On-campus other expenses	3,044	3,322	3,560	3,198
	Off-campus food and housing	8,000	8,500	8,800	9,280
	Off-campus other expenses	3,044	3,322	3,560	3,198
	Off-campus with family food and housing			3,750	3,290
	Off-campus with family other expenses	3,044	3,322	3,560	2,594

Average Net Price				
-------------------	--	--	--	--

		2022-23	2023-24	2024-25
Average institutional net price for Full-time, first-time degree/certificate-seeking undergraduate students paying the lower of in-state or in-district tuition rate for public institutions who were awarded grant or scholarship aid from the federal government, state/local government, or the institution		14,347	14,883	16,192
Average institutional net price for full-time, first-time degree/certificate-seeking undergraduate students paying the lower of in-state or in-district tuition rate for public institutions who were awarded any Title IV federal student aid by income level.				
	\$0-30,000	7,953	8,833	9,534
	\$30,001-48,000	8,490	9,609	9,894
	\$48,001-75,000	12,706	11,428	11,796
	\$75,001-110,000	16,141	17,042	17,059
	\$110,001 and more	17,500	18,737	20,424
	Total all income levels	13,726	14,559	14,931

Edit Report

Cost II

Source	Description	Severity	Resolved	Options
<b>Screen: Section 1 - Student Charges: Part B - Cost of attendance for full-time, first-time undergraduate students</b>				
Screen Entry	This value is expected to be within 30% of the prior year amount. Please correct your data or explain. (Error #11571)	Explanation	Yes	
Reason	The amount is confirmed by our Budget and Planning Office.			
Screen Entry	For students living Off-Campus (with family), any charges reported for food and housing are expected to be small, as it is assumed that students living at home with parents will be responsible for minimal food and housing costs. Please review your student financial aid budget(s), and if this amount is determined to be correct, please provide an explanation for the value reported. Otherwise, please revise your data. (Error #11564)	Explanation	Yes	
Reason	This is the estimated meal plan cost.			
Screen Entry	For students living Off-Campus (with family), any charges reported for food and housing are expected to be small, as it is assumed that students living at home with parents will be responsible for minimal food and housing costs. Please review your student financial aid budget(s), and if this amount is determined to be correct, please provide an explanation for the value reported. Otherwise, please revise your data. (Error #11564)	Explanation	Yes	
Reason	The cost is an estimated meal plan cost.			
<b>Screen: Section 2 - Financial Aid Data: Part C - full-time, first-time degree/certificate-seeking undergraduate students Awarded Grant &amp; Scholarship Aid</b>				
Screen Entry	The number entered is outside the expected range of between 80 and 146 when compared with the prior year value. Please correct your data or explain. (Error #7169)	Explanation	Yes	
Reason	Data are verified and correct as entered.			
Screen Entry	The number entered is outside the expected range of between 28 and 50 when compared with the prior year value. Please correct your data or explain. (Error #7169)	Explanation	Yes	
Reason	The data are verified and correct as entered.			
<b>Screen: Section 2 - Financial Aid Data: Part D - full-time, first-time degree/certificate-seeking undergraduate students Awarded Title IV Aid</b>				
Screen Entry	The number entered is outside the expected range of between 70 and 130 when compared with the prior year value. Please correct your data or explain. (Error #7169)	Explanation	Yes	
Reason	Data are verified and correct as entered.			
Screen Entry	The number entered is outside the expected range of between 25 and 45 when compared with the prior year value. Please correct your data or explain. (Error #7169)	Explanation	Yes	
Reason	Data are verified and correct as entered.			