

## Student Financial Aid 2023-24

Institution: University of Wisconsin-Superior (240426)

User ID: 55C0011

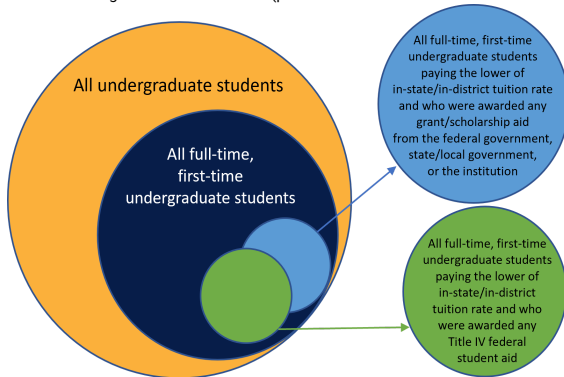
### Overview

#### IPEDS Student Financial Aid Component Overview - Academic Reporters

Welcome to the Student Financial Aid (SFA) survey component. The purpose of the SFA component is to collect information about financial aid provided to various groups of undergraduate students and military/veteran educational benefits for all students at your institution.

#### Data Reporting Reminders:

- Report data to accurately reflect the period corresponding with the IPEDS survey component, even if such reporting is seemingly inconsistent with prior-year reporting.
- Undergraduate Student Counts  
You will be asked to report information for:
  - All undergraduate students
  - Full-time, first-time degree/certificate-seeking undergraduate students (FTFT)
  - FTFT undergraduate students who (paid the lower of in-state/in-district tuition rate for public institutions and) were awarded any grant/scholarship aid from the federal government, state/local government, or the institution
  - FTFT undergraduate students who (paid the lower of in-state/in-district tuition rate for public institutions and) were awarded any Title IV federal student aid



- COA Revisions  
Revisions to Cost of Attendance (COA) used to calculate the net price of attendance can be made in this component. Consult the instructions and screens to make sure you are reporting the correct aid amounts for the correct groups of students.
- College Affordability and Transparency Lists  
Net price amounts calculated in SFA will be used to populate the U.S. Department of Education's College Affordability and Transparency lists.
- Interactive Edits and Error Messages  
SFA contains interactive edits that will check for blank fields, invalid values, or values that fall outside expected ranges. Some error messages will require you to confirm or explain the values that you entered. Some error messages are fatal and will require you to contact the IPEDS Help Desk at (877) 225-2568 for resolution.
- Context Boxes  
You will find optional text boxes throughout SFA. Context boxes allow you to provide more information about the data you enter. Some of these context boxes may be made available to the public on College Navigator, so make sure that the information you enter can be understood easily by students, parents, and the public.

#### Changes to reporting:

The following changes were implemented for the 2023-24 data collection period:

- Removed the 'Groups terminology'
- Renumbered lines on screens and in instructions
- Reiterated instructions on what is reported in each part for specific students and reporting periods
- Rephrased "room and board" terminology in survey materials to "food and housing," including Glossary terms
- Added FAQ regarding inclusion of incarcerated students
- Revised FAQ regarding experimental site participants

#### Resources:

- To download the survey materials for this component: [Survey Materials](#)
- To access your prior year data submission for this component: [Reported Data](#)

If you have questions about completing this survey, please contact the IPEDS Help Desk at 1-877-225-2568.

Section 1: Part A - Establish Your Student Counts


Part A - Establish Your Student Counts

Instructions:

In the fields below, report the number of students enrolled in Fall 2022.

Reporting Reminders:

- Part A establishes student counts.
- The numbers on this screen are carried forward to other parts of the Student Financial Aid Survey component and checked for consistency with data reported in other survey components.

		YOUR CURRENT YEAR DATA	YOUR PRIOR YEAR DATA
		Fall 2022	Fall 2021
02	 All undergraduate students	<input type="text" value="2,213"/>	2,204
03	All degree/certificate-seeking undergraduate students Of those on line 02, those who are <b>degree/certificate-seeking</b>	<input type="text" value="2,021"/>	
04	Of those on line 02, those who are <b>non-degree/non-certificate-seeking</b> (Line 02 – Line 03)	192	
05	All full-time, first-time degree certificate-seeking undergraduate students Of those on line 03, those who are <b>full-time, first-time</b>	<input type="text" value="311"/>	334
06	Of those on line 05, those awarded any: <ul style="list-style-type: none"> <li>• <u>Federal Work Study</u>,</li> <li>• <u>Loans to students</u>,</li> <li>• Grant or scholarship aid from the federal government, state/local government, the institution, or</li> <li>• Other sources known to the institution</li> </ul>	<input checked="" type="checkbox"/> <input type="text" value="251"/>	319
07	Of those on line 05, those awarded any: <ul style="list-style-type: none"> <li>• <u>loans to students</u> or</li> <li>• Grant or scholarship aid from the federal government, state/local government, or the institution</li> </ul>	<input type="text" value="236"/>	319
08	Of those on line 05, those (paying the lower of in-state or in-district tuition rate for public institutions) who were awarded grant or scholarship aid from the federal government, state/local government, or the institution	<input type="text" value="105"/>	106
09	Of those on line 05, those (paying the lower of in-state or in-district tuition rate for public institutions) who were awarded any <u>Title IV federal student aid</u>	<input type="text" value="91"/>	95

Section 1: Part B - Student Counts and Financial Aid Award Amounts

Part B - Enter Student Counts and Financial Aid Award Amounts

For this part, report:

For These Students	The Following Type(s) of Aid	Awarded in This Period
<ul style="list-style-type: none"> <li>All undergraduate students enrolled in Fall 2022 for the 2022-23 academic year as defined by the institution</li> </ul>	<ul style="list-style-type: none"> <li>Grant or scholarship aid from:                             <ul style="list-style-type: none"> <li>federal government</li> <li>state/local government</li> <li>the institution</li> <li>other sources known to the institution</li> </ul> </li> <li>Loans to students from:                             <ul style="list-style-type: none"> <li>the federal government</li> </ul> </li> </ul>	<ul style="list-style-type: none"> <li>Any time during academic year 2022-23</li> </ul>
Information from Part A		Fall 2022
All undergraduate students (This number is carried forward from Part A, Line 02.)		2,213
Degree/certificate-seeking undergraduate students (This number is carried forward from Part A, Line 03.)		2,021
Non-degree/non-certificate-seeking undergraduate students (This number is carried forward from Part A, Line 04.)		192

In the fields below, report the student counts and the total amount of aid awarded for each aid type and student category.

Aid Type	2022-23											
	All undergraduate students				All degree/certificate-seeking undergraduates				All non-degree/non-certificate-seeking undergraduates			
	Number students who were awarded aid	Percentage of students who were awarded aid	Total amount of aid awarded	Average amount of aid awarded (Col.3/Col.1)	Number students who were awarded aid	Percentage of students who were awarded aid	Total amount of aid awarded	Average amount of aid awarded (Col.7/Col.5)	Number students who were awarded aid (Col.1-Col.5)	Percentage of students who were awarded aid	Total amount of aid awarded (Col.3-Col.7)	Average amount of aid awarded
	Col. 1	Col. 2	Col. 3	Col. 4	Col. 5	Col. 6	Col. 7	Col. 8	Col. 9	Col. 10	Col. 11	Col. 12
01 Grant or scholarship aid from the federal government, state/local government, the institution, and other sources known to the institution (Do NOT include federal student loans)	1,192	54	6,689,317	5,612	1,192	59	6,689,317	5,612	0	0	0	
02 Federal Pell Grants	655	30	2,980,019	4,550	655	32	2,980,019	4,550	0	0	0	
03 Federal loans to students	1,017	46	6,840,951	6,727	1,017	50	6,840,951	6,727	0	0	0	

You may use the box below to provide additional context for the data you have reported above. Context notes will be posted on the College Navigator website. Therefore, you should write all context notes using proper grammar (e.g., complete sentences with punctuation) and common language that can be easily understood by students and parents (e.g., spell out acronyms).

Non-applicable ▼

Section 1: Part C, Page 1 - full-time, first-time degree/certificate-seeking undergraduate students

Part C, Page 1 - Enter Information about full-time, first-time degree/certificate-seeking undergraduate students

Reporting Reminders:

- In the fields below, report the number of full-time, first-time degree/certificate-seeking undergraduate students enrolled in Fall 2022 paying the lower of in-state or in-district tuition rate. If your institution does not offer different rates, report all students as paying in-state tuition rates.

Information from Part A		Fall 2022		
01	Full-time, first-time degree/certificate-seeking undergraduate students (This number is carried forward from Part A, Line 05)	311		
Full-time, first-time students:		YOUR CURRENT YEAR DATA		YOUR PRIOR YEAR DATA
		Fall 2022		Fall 2021
		Number of students	Percentage of students	Percentage of students
02	<u>paying in-district tuition rates</u>	<input type="text" value="0"/>	0	0
03	<u>paying in-state tuition rates</u>	<input type="text" value="138"/>	44	44
04	<u>paying out-of-state tuition rates</u>	<input type="text" value="173"/>	56	56
05	Unknown (calculated value) This value is calculated using the following formula: [Line 01-(Line 02 +Line 03 +Line 04)]	0	0	0

Section 1: Part C, Page 2 - full-time, first-time degree/certificate-seeking undergraduate students

Part C, Page 2 - Enter Information about full-time, first-time degree/certificate-seeking undergraduate students.

For this part, report:

For These Students	The Following Type(s) of Aid	Awarded in This Period
<ul style="list-style-type: none"> <li>Full-time, first-time degree/certificate-seeking undergraduate students enrolled in Fall 2022 for the 2022-23 academic year as defined by the institution</li> </ul>	<ul style="list-style-type: none"> <li>Grant or scholarship aid from:                             <ul style="list-style-type: none"> <li>federal government</li> <li>state/local government</li> <li>the institution</li> </ul> </li> <li>Loans to students from:                             <ul style="list-style-type: none"> <li>the federal government</li> <li>other sources, including private or other loans</li> </ul> </li> <li>Do <b>not</b> include:                             <ul style="list-style-type: none"> <li>grant or scholarship aid from private or other sources</li> <li>PLUS loans or loans made to anyone other than the student</li> </ul> </li> </ul>	<ul style="list-style-type: none"> <li>Any time during academic year 2022-23</li> </ul>

Information from Part A	Fall 2022
Full-time, first-time degree/certificate-seeking undergraduate students (This number is carried forward from Part A, Line 05)	311
(This number is carried forward from Part A, Line 06) <ul style="list-style-type: none"> <li>Full-time, first-time degree/certificate-seeking undergraduate students awarded:                             <ul style="list-style-type: none"> <li>Federal Work Study</li> <li>Loans to students</li> <li>Grant or scholarship aid from the federal government, state/local government, or the institution</li> <li>Other sources known to the institution</li> </ul> </li> </ul>	251
(This number is carried forward from Part A, Line 07) <ul style="list-style-type: none"> <li>Full-time, first-time degree/certificate-seeking undergraduate students awarded:                             <ul style="list-style-type: none"> <li>Loans to students</li> <li>Grant or scholarship aid from the federal government, state/local government, or the institution</li> </ul> </li> </ul>	236
(This number is carried forward from Part A, Line 08) <ul style="list-style-type: none"> <li>Full-time, first-time degree/certificate-seeking undergraduate students who paying the lower of in-state or in-district tuition rate for public institutions were awarded:                             <ul style="list-style-type: none"> <li>Grant or scholarship aid from the federal government, state/local government, or the institution</li> </ul> </li> </ul>	105

In the fields below, report the number of full-time, first-time degree/certificate-seeking undergraduate students and the total amount of aid awarded for each type of aid. Enter unduplicated student counts within a each aid category (e.g., Federal Pell Grants). However, a student can appear in more than one aid category.

Aid Type		Full-time, first-time degree/certificate-seeking undergraduate students (Part A, Line 05)				
		CURRENT YEAR DATA				YOUR PRIOR YEAR DATA
		Fall 2022				Fall 2021
		Number of FTFT students awarded aid	Percentage of FTFT students awarded aid	Total amount of aid awarded to FTFT students	Average amount of aid awarded to FTFT students	Average amount of aid awarded to FTFT students
01	Grants or scholarships from the federal government, state/local government, or the institution	<input type="text" value="220"/>	71	925,320	4,206	3,691
02	<u>Federal grants</u> and scholarship aid	<input type="text" value="78"/>	25	430,642	<input checked="" type="checkbox"/> 5,521	2,284
03	Federal <u>Pell Grants</u>	<input type="text" value="78"/>	25	<input type="text" value="384,292"/>	4,927	4,580
04	<u>Other federal grants</u> and scholarship aid	<input type="text" value="65"/>	21	<input type="text" value="46,350"/>	713	1,193
05	<u>State/local government grant or scholarship aid</u> (includes <u>fellowships</u> /tuition waivers/exemptions)	<input type="text" value="55"/>	18	<input type="text" value="147,776"/>	2,687	2,519
06	<u>Institutional grant or scholarship aid</u> (includes <u>fellowships</u> /tuition waivers/exemptions)	<input type="text" value="148"/>	48	<input type="text" value="346,902"/>	2,344	2,155
07	<u>Loans to students</u>	<input type="text" value="144"/>	46	1,079,804	7,499	7,489
08	Federal loans to students	<input type="text" value="135"/>	43	<input type="text" value="675,760"/>	5,006	4,959
09	Other loans to students (including private loans)	<input type="text" value="42"/>	14	<input type="text" value="404,044"/>	9,620	10,167

You may use the box below to provide additional context for the data you have reported above. Context notes will be posted on the College Navigator website. Therefore, you should write all context notes using proper grammar (e.g., complete sentences with punctuation) and common language that can be easily understood by students and parents (e.g., spell out acronyms).

Non-applicable



Section 1: Comparison Chart

Comparison Chart

Reporting Reminders:

- Based on the information reported on the previous screens for all undergraduate students and full-time, first-time degree/certificate-seeking undergraduate students, this comparison chart seeks to help institutions check their reported data. Assuming the information reported is correct, the calculated fields for 'All Other Undergraduate students' should be the balance. Similarly, comparison chart values for all degree/certificate and all non-degree/ certificate undergraduates should match the total reported in columns 1-4 in Section 1, Part B. If the balance does not check with your institution's calculations, please correct your reported numbers before moving forward with the completion of the SFA survey component.
- Data for all degree/certificate seeking undergraduate students and full-time, first-time undergraduate students are published on College Navigator.

Note:

- Data for the 'all other degree/certificate undergraduate' students and all non-degree/certificate undergraduate students will appear in the IPEDS Data Center for data users, but not in College Navigator.

		Fall 2022	Academic Year 2022-23	Academic Year 2022-23
		Number of students	Federal Pell grants	Federal Student Loans
01	All degree/certificate seeking undergraduate students	2,021		
02	Number of students awarded aid		655	1,017
03	Percentage awarded aid		32	50
04	Total amount of aid awarded		2,980,019	6,840,951
05	Average amount of aid awarded		4,550	6,727
06	Full-time, first-time degree/certificate seeking undergraduate students	311		
07	Number of students awarded aid		78	135
08	Percentage awarded aid		25	43
09	Total amount of aid awarded		384,292	675,760
10	Average amount of aid awarded		4,927	5,006
11	All other degree/certificate seeking undergraduate students	1,710		
12	Number of students awarded aid		577	882
13	Percentage awarded aid		34	52
14	Total amount of aid awarded		2,595,727	6,165,191
15	Average amount of aid awarded		4,499	6,990
16	All non-degree/non-certificate-seeking undergraduate students	192		
17	Number of students awarded aid		0	0
18	Percentage awarded aid		0	0
19	Total amount of aid awarded		0	0
20	Average amount of aid awarded			

Section 1: Cost of Attendance

Cost of attendance for full-time, first-time undergraduate students

Reporting Reminders:

- These numbers are carried forward from Institutional Characteristics (IC) Survey and should only be changed if an error was made in the reporting.
- Please review the amounts below for accuracy and consistency with your institution's records. These data will be made available to the public on College Navigator. If your institution participates in any Title IV programs (Federal Pell Grant, Federal Direct Loan, etc.), all information must be reported.
- Estimates of expenses for books and supplies, food and housing, and other expenses are those from the **Cost of Attendance report** used by the financial aid office in determining financial need. Please talk to your IC Survey data reporter before changing these numbers to ensure the data is correct.

Charges for full academic year	2020-21	2021-22	2022-23
<b>Published <u>tuition</u> and <u>required fees</u>:</b>			
<u>In-district</u>			
Tuition	6,535	6,535	6,535
Required fees	1,605	1,620	1,632
Tuition + fees total	8,140	8,155	8,167
<u>In-state</u>			
Tuition	6,535	6,535	6,535
Required fees	1,605	1,620	1,632
Tuition + fees total	8,140	8,155	8,167
<u>Out-of-state</u>			
Tuition	14,108	14,108	14,108
Required fees	1,605	1,620	1,632
Tuition + fees total	15,713	15,728	15,740
<b>Books and supplies</b>			
	970	1,000	1,000
<b>On-campus:</b>			
Food and housing	7,025	6,912	7,013
Other expenses	3,753	3,673	3,610
Food and housing and other expenses	10,778	10,585	10,623
<b>Off-campus (not with family):</b>			
Food and housing	7,025	6,912	7,013
Other expenses	3,753	3,673	3,610
Food and housing and other expenses	10,778	10,585	10,623
<b>Off-campus (with family):</b>			
Other expenses	5,638	5,175	5,183



Section 1: Part D

**Part D - Enter Information about full-time, first-time degree/certificate-seeking undergraduate students paying the lower of in-state or in-district tuition rate who were awarded grant or scholarship aid from the following sources: the federal government, state/local government, or the institution**

Reporting Reminders:

- The information you report in this part will be used in Part F to calculate average institutional net price.
- Do not include students who received HEERF grants only.
- For this part, report:

For These Students	The Following Type(s) of Aid	Awarded in This Period
<ul style="list-style-type: none"> <li>• Full-time, first-time degree/certificate-seeking undergraduate students enrolled in Fall 2022 for the 2022-23 academic year as defined by the institution paying the lower of in-state or in-district tuition rate for public institutions who were awarded grant or scholarship aid from the following sources: the federal government, state/local government, or the institution</li> <li>• Do <b>not</b> include students awarded only grant or scholarship aid from private or other sources, or students awarded only non-grant aid</li> </ul>	<ul style="list-style-type: none"> <li>• Grant or scholarship aid from:                             <ul style="list-style-type: none"> <li>◦ federal government</li> <li>◦ state/local government</li> <li>◦ the institution</li> </ul> </li> <li>• Do <b>not</b> include:                             <ul style="list-style-type: none"> <li>◦ grant or scholarship aid from private or other sources</li> <li>◦ federal student loans</li> <li>◦ parent PLUS loans</li> <li>◦ private loans</li> <li>◦ HEERF grants</li> <li>◦ Federal Work Study amounts</li> </ul> </li> </ul>	<ul style="list-style-type: none"> <li>• Any time during academic year 2022-23</li> </ul>

In the fields below, report the number of full-time, first-time degree/certificate-seeking undergraduate students paying the lower of in-state or in-district tuition rate awarded grant or scholarship aid from the following sources: the federal government, state/local government, or the institution with each type of living arrangement and the total amount of grant or scholarship aid from the federal government, state/local government, or the institution awarded to these students. Do not include HEERF grants.

Information from Part A:		YOUR PRIOR YEAR DATA 2020-21	YOUR PRIOR YEAR DATA 2021-22	YOUR CURRENT YEAR DATA 2022-23
01	Full-time, first-time degree/certificate-seeking undergraduate students paying the lower of in-state or in-district tuition rate for public institutions who were awarded grant or scholarship aid from the following sources: the federal government, state/local government, or the institution (This number is carried forward from Part A, Line 08)	96	106	105
Report the number of these students from Part A, Line 08 with the following living arrangements:		YOUR PRIOR YEAR DATA 2020-21	YOUR PRIOR YEAR DATA 2021-22	YOUR CURRENT YEAR DATA 2022-23
02	<u>On-campus</u>	63	65	64
03	<u>Off-campus (with family)</u>	24	25	26
04	<u>Off-campus (not with family)</u>	9	14	7
05	Unknown (calculated) This value is calculated using the following formula: Line 01 - (Line 02 +Line 03 +Line 04)	0	2	8
06	<b>Report the total amount of grant or scholarship aid from the federal government, state/local government, or the institution awarded to these students. Do not include HEERF grants.</b>	622,355	586,394	546,596
07	Average grant or scholarship aid from the federal government, state/local government, or the institution awarded to full-time, first-time degree/certificate undergraduate students (calculated value). This value is calculated using the following formula: Line 06/Line 01	6,483	5,532	5,206

You may use the box below to provide additional context for the data you have reported above. Context notes will be posted on the College Navigator website. Therefore, you should write all context notes using proper grammar (e.g., complete sentences with punctuation) and common language that can be easily understood by students and parents (e.g., spell out acronyms).

Non-applicable ▼

Section 1: Part E

**Part E – Enter information about full-time, first-time degree/certificate-seeking undergraduate students paying the lower of in-state or in-district tuition rate awarded any Title IV federal student aid, including federal grants or federal student loans.**

Reporting Reminders:

- The information you report in this part will be used in Part G to calculate average institutional net price by income level.
- Do not include students who received HEERF grants only.
- For this part, report:

For These Students	The Following Type(s) of Aid	Awarded in This Period
<ul style="list-style-type: none"> <li>• Full-time, first-time degree/certificate-seeking undergraduate students enrolled Fall 2022 for the 2022-23 academic year as defined by the institution paying the lower of in-state or in-district tuition rate for public institutions who were awarded any Title IV federal student aid</li> </ul>	<ul style="list-style-type: none"> <li>• Grant or scholarship aid from:                             <ul style="list-style-type: none"> <li>◦ federal government</li> <li>◦ state/local government</li> <li>◦ the institution</li> </ul> </li> <li>• Do not include:                             <ul style="list-style-type: none"> <li>◦ grant or scholarship aid from private or other sources</li> <li>◦ federal student loans</li> <li>◦ parent PLUS loans</li> <li>◦ private loans</li> <li>◦ HEERF grants</li> <li>◦ Federal Work Study amounts</li> </ul> </li> </ul>	<ul style="list-style-type: none"> <li>• Any time during academic year 2022-23</li> </ul>

- In the fields below, report the number of full-time, first-time degree/certificate-seeking undergraduate students awarded any Title IV students with each type of living arrangement and the total amount of grant or scholarship aid from the federal government, state/local government, or the institution awarded to these students by income level.


Information from Part A:		2020-21	2021-22	2022-23
01	Full-time, first-time degree/certificate-seeking undergraduate students paying the lower of in-state or in-district tuition rate for public institutions who were awarded any Title IV federal student aid (This number is carried forward from Part A, Line 09) Report the number of these students with the following living arrangements:	91	95	91
Report the number of these students from Part A, Line 09 with the following living arrangements:		YOUR PRIOR YEAR DATA	YOUR PRIOR YEAR DATA	YOUR CURRENT YEAR DATA
		2020-21	2021-22	2022-23
02	<u>On-campus</u>	62	60	60
03	<u>Off-campus (with family)</u>	20	22	23
04	<u>Off-campus (not with family)</u>	9	13	8
05	Unknown (calculated) This value is calculated using the formula: [Line 01 - (Line 02 + Line 03 + Line 04)]	0	0	0

Full-Time, First-Time Degree/Certificate Undergraduates Awarded Title IV Aid				
2020-21				
	Number of students awarded any Title IV aid	Of those in Column 1, the number awarded any grant or scholarship aid from the following sources: the federal government, state/local government, or the institution	For those in Column 1, the total amount of grant or scholarship aid awarded from the following sources: the federal government, state/local government, or the institution	Average amount of federal, state/local, and institutional grant or scholarship aid awarded to students in Column 1
Income level	Col. 1	Col. 2	Col. 3	Col. 4
01 \$0-30,000	22	22	212,716	9,669
02 \$30,001-48,000	16	16	147,616	9,226
03 \$48,001-75,000	12	12	91,103	7,592
04 \$75,001-110,000	21	19	103,842	4,945
05 \$110,001 and more	20	9	35,340	1,767
06 Total all income levels	91	78	590,617	6,490

2021-22				
	Number of students awarded any Title IV aid	Of those in Column 1, the number awarded any grant or scholarship aid from the following sources: the federal government, state/local government, or the institution	For those in Column 1, the total amount of grant or scholarship aid awarded from the following sources: the federal government, state/local government, or the institution	Average amount of federal, state/local, and institutional grant or scholarship aid awarded to students in Column 1
Income level	Col. 1	Col. 2	Col. 3	Col. 4
01 \$0-30,000	18	18	189,482	10,527
02 \$30,001-48,000	10	10	94,530	9,453
03 \$48,001-75,000	21	21	147,598	7,028
04 \$75,001-110,000	19	17	33,107	1,742
05 \$110,001 and more	27	15	21,400	793
06 Total all income levels	95	81	486,117	5,117

2022-23

		Number of students awarded any Title IV aid	Of those in Column 1, the <b>number</b> awarded any grant or scholarship aid from the following sources: the federal government, state/local government, or the institution	For those in Column 1, the <b>total amount</b> of grant or scholarship aid awarded from the following sources: the federal government, state/local government, or the institution	<b>Average</b> amount of federal, state/local, and institutional grant or scholarship aid awarded to students in Column 1
Income level		Col. 1	Col. 2	Col. 3	Col. 4
01	\$0-30,000	<input type="text" value="16"/>	<input type="text" value="16"/>	<input type="text" value="163,539"/>	<input checked="" type="checkbox"/> 10,221
02	\$30,001-48,000	<input type="text" value="15"/>	<input type="text" value="15"/>	<input type="text" value="159,272"/>	10,618
03	\$48,001-75,000	<input type="text" value="10"/>	<input type="text" value="9"/>	<input type="text" value="62,196"/>	6,220
04	\$75,001-110,000	<input type="text" value="25"/>	<input type="text" value="17"/>	<input type="text" value="41,030"/>	1,641
05	\$110,001 and more	<input type="text" value="25"/>	<input type="text" value="18"/>	<input type="text" value="29,918"/>	1,197
06	Total all income levels	91	75	455,955	5,010

 You may use the box below to provide additional context for the data you have reported above. Context notes will be posted on the College Navigator website. Therefore, you should write all context notes using proper grammar (e.g., complete sentences with punctuation) and common language that can be easily understood by students and parents (e.g., spell out acronyms).

Non-applicable ▼


Section 1: Part F

**Part F – Net Price Calculation for Full-time, first-time degree/certificate-seeking undergraduate students awarded grant or scholarship aid from the federal government, state/local government, or the institution**

Note:

- The following net price calculation is based on information that your institution reported in the Institutional Characteristics and Student Financial Aid components. For more information about the data your institution reported in the Institutional Characteristics component, please contact your institution's IPEDS Keyholder.

Cost of attendance components		YOUR PRIOR YEAR DATA	YOUR PRIOR YEAR DATA	YOUR CURRENT YEAR DATA
		2020-21	2021-22	2022-23
01	Published <u>tuition</u> and <u>required fees</u> (lower of in-state or in-district tuition rate for public institutions)	8,140	8,155	8,167
02	<u>Books and supplies</u>	970	1,000	1,000
03	<u>Food</u> and <u>housing</u> and <u>other expenses</u> by living arrangement			
	03a <u>On-campus</u>	10,778	10,585	10,623
	03b <u>Off-campus (with family)</u>	5,638	5,175	5,183
	03c <u>Off-campus (not with family)</u>	10,778	10,585	10,623
04	Number of these students by living arrangement	YOUR PRIOR YEAR DATA	YOUR PRIOR YEAR DATA	YOUR CURRENT YEAR DATA
		2020-21	2021-22	2022-23
	04a <u>On-campus</u>	63	65	64
	04b <u>Off-campus (with family)</u>	24	25	26
	04c <u>Off-campus (not with family)</u>	9	14	7
	04d Unknown	0	2	8
05	Weighted average for food and housing and other expenses by number of students for each living arrangement (excluding unknown values) See instructions for the formula for this calculation	9,493	9,285	9,165
06	Total cost of attendance This value is calculated using the following formula: [F01+F02+F05]	18,603	18,440	18,332
07	Average amount of grant or scholarship aid awarded to these students from the following sources: the federal government, state/local government, and the institution	6,483	5,532	5,206
08	Average institutional <u>net price</u> for these students This value is calculated using the following formula: [F06-F07]	12,120	12,908	13,126
As required by the <i>Higher Education Act of 1965, as amended</i> , these amounts will be posted on the U.S. Department of Education's College Navigator website and used in the U.S. Department of Education's College Affordability and Transparency Lists.				

 You may use the box below to provide additional context for the data you have reported above. Context notes will be posted on the College Navigator website. Therefore, you should write all context notes using proper grammar (e.g., complete sentences with punctuation) and common language that can be easily understood by students and parents (e.g., spell out acronyms).

Non-applicable ▼

Section 1: Part G

**Part G – Net Price Calculation for Full-time, first-time degree/certificate-seeking undergraduate students awarded any Title IV federal student aid.**

- Note:
- The following net price calculation is based on information that your institution reported in the Institutional Characteristics and Student Financial Aid components. For more information about the data your institution reported in the Institutional Characteristics survey component, please contact your institution's IPEDS Keyholder.

Cost of attendance of components		YOUR PRIOR YEAR DATA	YOUR PRIOR YEAR DATA	YOUR CURRENT YEAR DATA
		2020-21	2021-22	2022-23
01	Published <u>tuition</u> and <u>required fees</u> (lower of in-state or in-district tuition rate for public institutions)	8,140	8,155	8,167
02	<u>Books and supplies</u>	970	1,000	1,000
03	<u>Food</u> and <u>housing</u> and <u>other expenses</u> by living arrangement			
	03a <u>On-campus</u>	10,778	10,585	10,623
	03b <u>Off-campus (with family)</u>	5,638	5,175	5,183
	03c <u>Off-campus (not with family)</u>	10,778	10,585	10,623
04	Number of these students by living arrangement			
	04a <u>On-campus</u>	62	60	60
	04b <u>Off-campus (with family)</u>	20	22	23
	04c <u>Off-campus (not with family)</u>	9	13	8
	04d Unknown	0	0	0
05	Weighted average for food and housing and other expenses by number of students for each living arrangement (excluding unknown values) See instructions for the formula for this calculation	9,648	9,332	9,248
06	Total cost of attendance by income level This value is calculated using the following formula: [G01+G02+G05]	18,758	18,487	18,415
07	Average amount of grant or scholarship aid awarded to these students from the following sources: the federal government, state/local government, and the institution			
	07a \$0-30,000	9,669	10,527	10,221
	07b \$30,001-48,000	9,226	9,453	10,618
	07c \$48,001-75,000	7,592	7,028	6,220
	07d \$75,001-110,000	4,945	1,742	1,641
	07e \$110,001 and more	1,767	793	1,197
	07f Total all income levels	6,490	5,117	5,010
08	Average institutional <u>net price</u> for full-time, first-time degree/certificate-seeking undergraduate students (paying the lower of in-state or in-district tuition rate for public institutions) who were awarded any Title IV federal student aid by income level. This value is calculated using the following formula: [G06-G07]			
	08a \$0-30,000	9,089	7,960	8,194
	08b \$30,001-48,000	9,532	9,034	7,797
	08c \$48,001-75,000	11,166	11,459	12,195
	08d \$75,001-110,000	13,813	16,745	16,774
	08e \$110,001 and more	16,991	17,694	17,218
	08f Total all income levels	12,268	13,370	13,405

As required by the Higher Education Act of 1965, as amended, these amounts will be posted on the U.S. Department of Education's College Navigator website.

You may use the box below to provide additional context for the data you have reported above. Context notes will be posted on the College Navigator website. Therefore, you should write all context notes using proper grammar (e.g., complete sentences with punctuation) and common language that can be easily understood by students and parents (e.g., spell out acronyms).

Non-applicable

Section 2: Military Servicemembers and Veteran's Benefits - Undergraduate and Graduate Students

Section 2: Military Servicemembers and Veteran's Benefits - Undergraduate and Graduate Students

Important Note:

- Report for **Post-9/11 GI Bill Benefits**: July 1, 2022 - June 30, 2023.
- Report for **Department of Defense Tuition Assistance Program**: October 1, 2022 - September 30, 2023

Reporting Reminders:

- Report program student counts and disbursed amounts known to the institution for the Veteran's Affairs and Department of Defense programs listed.
- Report unduplicated student counts within a category (e.g., Post 9/11 GI Bill Benefits), however, a student can appear in both categories (i.e., a student can be counted as a Post 9/11 GI Bill Benefits recipient and a Department of Defense Tuition Assistance recipient).
- Student recipients can also include eligible dependents.
- Consult with your campus certifying official, who may not be in the student financial aid office.
- For Post-9/11 GI Bill Benefits, do not include the matching institutional aid provided through the [Yellow Ribbon Program](#) if your school participated.
- Do not leave a cell blank. Enter zero (0) if your institution did not have beneficiaries for the financial assistance program or program level.

Type of benefit/assistance	YOUR CURRENT YEAR DATA			YOUR PRIOR YEAR DATA
	2022-23			2021-22
	Number of students receiving benefits/assistance	Total dollar amount of benefits/assistance disbursed through the institution	Average dollar amount of benefits/assistance disbursed through the institution	Average dollar amount of benefits/assistance disbursed through the institution
	(1)	(2)	(3)	
<b>Post-9/11 GI Bill Benefits</b>				
Undergraduate students	48	306,166	6,378	6,751
Graduate students	10	53,718	5,372	5,875
<b>Total</b>	<b>58</b>	<b>359,884</b>	<b>6,205</b>	<b>6,706</b>
<b>Department of Defense Tuition Assistance Program</b>				
Undergraduate students	2	6,000	3,000	2,700
Graduate students	0	0		
<b>Total</b>	<b>2</b>	<b>6,000</b>	<b>3,000</b>	<b>2,700</b>

Prepared by

**Prepared by**

Reporting Reminders:

- The name of the preparer is being collected so that we can follow up with the appropriate person in the event that there are questions concerning the data.
- The Keyholder will be copied on all email correspondence to other preparers.
- The time it took to prepare this component is being collected so that we can continue to improve our estimate of the reporting burden associated with IPEDS.
- Please include in your estimate the time it took for you to review instructions, query and search data sources, complete and review the component, and submit the data through the Data Collection System.
- Thank you for your assistance.

This survey component was prepared by:			
<input type="radio"/>	Keyholder	<input checked="" type="radio"/>	SFA Contact
<input type="radio"/>	Finance Contact	<input type="radio"/>	Academic Library Contact
<input type="radio"/>		<input type="radio"/>	HR Contact
<input type="radio"/>		<input type="radio"/>	Other
Name:	<input type="text" value="Todd Bailey"/>		
Email:	<input type="text" value="tbailey@uwsa.edu"/>		

How many staff from your institution only were involved in the data collection and reporting process of this survey component?	
<input type="text" value="5.00"/>	Number of Staff (including yourself)

How many hours did you and others from your institution only spend on each of the steps below when responding to this survey component? <i>Exclude the hours spent collecting data for state and other reporting purposes.</i>				
Staff member	Collecting Data Needed	Revising Data to Match IPEDS Requirements	Entering Data	Revising and Locking Data
Your office	<input type="text" value="3.00"/> hours	<input type="text" value="2.00"/> hours	<input type="text" value="1.00"/> hours	<input type="text" value="1.00"/> hours
Other offices	<input type="text" value="4.00"/> hours	<input type="text" value="0.00"/> hours	<input type="text" value="2.00"/> hours	<input type="text" value="1.00"/> hours

Summary

Student Financial Aid Component Summary

The purpose of this summary is to provide you an opportunity to view some of the data that, when accepted through the IPEDS quality control process, will appear on the [College Navigator](#) website and/or your institution's Data Feedback Report (DFR). In addition, all data reported in IPEDS survey components become publicly available through the [IPEDS Use the Data](#) and appear as aggregated statistics in various Department of Education reports. [College Navigator](#) is updated approximately three months after the data collection period closes and DFRs will be available through the [IPEDS Use the Data](#) and sent to your institution's CEO at the end of 2024.

Please review your data for accuracy. If you have questions about the data displayed below or after reviewing the data reported on the survey screens, please contact the IPEDS Help Desk at: 1-877-225-2568 or [ipedshelp@rti.org](mailto:ipedshelp@rti.org).

GENERAL INFORMATION	
Reporter Type	Academic
Calendar System	Semester Postsecondary awards, certificates, or diplomas of 300-899 clock hours...
Award Levels Offered	Postsecondary awards, certificates, or diplomas of at least 900 clock hours but less than 1,800 clock hours... Associate's degree Bachelor's degree Postbaccalaureate certificate Master's degree Full-time Undergraduate
Levels of Enrollment Offered	Full-time First-time, degree/certificate-seeking Undergraduate Full-time Graduate (not including doctor's professional) Part-time Undergraduate Part-time First-time, degree/certificate-seeking Undergraduate Part-time Graduate (not including doctor's professional)
System	University of Wisconsin System

Financial Aid Information Summary				
		Fall 2022	Academic Year 2022-23	Academic Year 2022-23
		Number of students	Federal Pell grants	Federal Student Loans
01	All degree/certificate seeking undergraduate students	2,021		
02	Number of students awarded aid		655	1,017
03	Percentage awarded aid		32	50
04	Total amount of aid awarded		2,980,019	6,840,951
05	Average amount of aid awarded		4,550	6,727
06	Full-time, first-time degree/certificate seeking undergraduate students	311		
07	Number of students awarded aid		78	135
08	Percentage awarded aid		25	43
09	Total amount of aid awarded		384,292	675,760
10	Average amount of aid awarded		4,927	5,006
11	All other degree/certificate seeking undergraduate students	1,710		
12	Number of students awarded aid		577	882
13	Percentage awarded aid		34	52
14	Total amount of aid awarded		2,595,727	6,165,191
15	Average amount of aid awarded		4,499	6,990
16	All non-degree/non-certificate-seeking undergraduate students	192		
17	Number of students awarded aid		0	0
18	Percentage awarded aid		0	0
19	Total amount of aid awarded		0	0
20	Average amount of aid awarded			

Pricing Information			
Cost of attendance for full-time, first-time undergraduate students			
Charges for full academic year	2020-21	2021-22	2022-23
Published <u>In-state</u> Tuition + fees total	8,140	8,155	8,167
Published <u>Out-of-state</u> Tuition + fees total	15,713	15,728	15,740
<u>Books and supplies</u>	970	1,000	1,000
<u>On-campus: Food and housing</u>	7,025	6,912	7,013
<u>On-campus: Other expenses</u>	3,753	3,673	3,610
<u>Off-campus (not with family): Food and housing</u>	7,025	6,912	7,013
<u>Off-campus (not with family): Other expenses</u>	3,753	3,673	3,610



<u>Off-campus (with family); Other expenses</u>	5,638	5,175	5,183
---	-------	-------	-------

Average Net Price			
	2020-21	2021-22	2022-23
Average institutional net price for Full-time, first-time degree/certificate-seeking undergraduate students paying the lower of in-state or in-district tuition rate for public institutions who were awarded grant or scholarship aid from the federal government, state/local government, or the institution	12,120	12,908	13,126
Average institutional net price for full-time, first-time degree/certificate-seeking undergraduate students paying the lower of in-state or in-district tuition rate for public institutions who were awarded any Title IV federal student aid by income level.			
\$0-30,000	9,089	7,960	8,194
\$30,001-48,000	9,532	9,034	7,797
\$48,001-75,000	11,166	11,459	12,195
\$75,001-110,000	13,813	16,745	16,774
\$110,001 and more	16,991	17,694	17,218
Total all income levels	12,268	13,370	13,405

Military Service Members and Veteran's Benefits		
Type of benefit/assistance	Number of students receiving benefits/assistance	Total dollar amount of benefits/assistance disbursed through the institution
<u>Post-9/11 GI Bill Benefits</u>		
Undergraduate students	48	306,166
Graduate students	10	53,718
Total	58	359,884
<u>Department of Defense Tuition Assistance Program</u>		
Undergraduate students	2	6,000
Graduate students	0	0
Total	2	6,000

Edit Report

Student Financial Aid

Source	Description	Severity	Resolved	Options
<b>Screen: Establish Your Student Counts</b>				
Screen Entry	The number entered is outside the expected range of between 256 and 382 when compared with the prior year value. Please correct your data or explain. (Error #7132)	Explanation	Yes	
Reason	Data are verified and correct as entered.			
<b>Screen: Page 2 - Full-time, first-time degree/certificate-seeking undergraduate students</b>				
Screen Entry	The average amount of this type of aid awarded to FTFT Undergraduate students is outside the expected range of between 1,602 and 2,966 when compared with the prior year value. Please check the number of students and the total amount of aid awarded to these students, and correct or explain the discrepant values. (Error #7147)	Explanation	Yes	
Reason	Data are verified and correct as entered.			
<b>Screen: Full-time, first-time degree/certificate-seeking undergraduate students</b>				
Screen Entry	The calculated average amount of grant or scholarship aid awarded to FTFT awarded Title IV Aid students from the federal government, state/local government, or the institution for this income level is smaller than expected in comparison with the other income levels. Please check the values reported for the number of these students who were awarded any Title IV aid (Col. 1) and the total amount of grant or scholarship aid awarded to them (Col. 3) and correct your data or explain the discrepancy. (Error #7317)	Explanation	Yes	
Reason	Data are verified and correct as entered.			