

Overview

IPEDS Student Financial Aid Component Overview
Public Academic Reporters

Welcome to the Student Financial Aid (SFA) component. The purpose of the SFA component is to collect information about financial aid provided to various groups of undergraduate students and military/veteran educational benefits for all students at your institution.

Changes to reporting for 2019-20

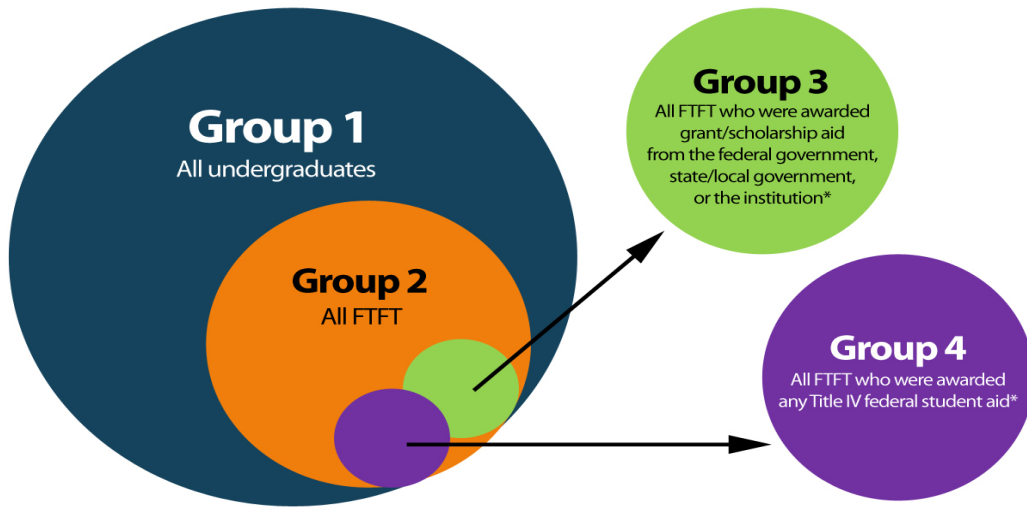
- There is a new instruction to exclude students participating in Experimental Pell (See <https://experimentalsites.ed.gov/exp/approved.html>)

Data Reporting Reminders

Undergraduate Student Groups

You will be asked to report information for different groups of students.

- **Group 1:** All undergraduate students
- **Group 2:** Of Group 1, full-time, first-time degree/certificate-seeking students (FTFT)
- **Group 3:** Of Group 2, FTFT students who paid the in-state/in-district tuition rate and were awarded any grant/scholarship aid from the federal government, state/local government, or the institution
- **Group 4:** Of Group 2, FTFT students who paid the in-state/in-district tuition rate and were awarded any Title IV federal student aid



*For public institutions, include only those students paying the in-state or in-district tuition rate. For program reporters, include only those students enrolled in the institution's largest program.

COA Revisions

Revisions to Cost of Attendance (COA) used to calculate the net price of attendance can be made in this component.

Consult the instructions and screens to make sure you are reporting the correct aid amounts for the correct groups of students.

College Affordability and Transparency Lists

Net price amounts calculated in SFA will be used to populate the U.S. Department of Education's College Affordability and Transparency lists.

Interactive Edits and Error Messages

SFA contains interactive edits that will check for blank fields, invalid values, or values that fall outside expected ranges. Some error messages will require you to confirm or explain the values that you entered. Some error messages are fatal and will require you to contact the IPEDS Help Desk at (877) 225-2568 for resolution.

Context Boxes

You will find optional text boxes throughout SFA. Context boxes allow you to provide more information about the data you enter. Some of these context boxes may be made available to the public on College Navigator, so make sure that the information you enter can be understood easily by students, parents, and the general public.

Resources

To download the survey materials for this component: [Survey Materials](#)



To access your prior year data submission for this component: [Reported Data](#)

Section 1: Part A

Part A - Establish Your Groups

Part A establishes the number of students in various groups. Note that the numbers on this screen will be carried forward to other parts of the Student Financial Aid component.

In the fields below, report the number of students in each of the following groups.

	 Fall 2018	YOUR PRIOR YEAR DATA Fall 2017
01 Group 1 All undergraduate students	 32	5
02 Group 2 Of those in Group 1, those who are <u>full-time, first-time degree/certificate-seeking</u>	0	0
02a Of those in Group 2, those who were awarded any <u>Federal Work Study, loans to students</u> , or grant or scholarship aid from the federal government, state/local government, the institution, or other sources known to the institution	0	
02b Of those in Group 2, those who were awarded any <u>loans to students</u> or grant or scholarship aid from the federal government, state/local government, or the institution	0	
03 Group 3 Of those in Group 2, those paid the in-state or in-district tuition rate and who were awarded grant or scholarship aid from the federal government, state/local government, or the institution	0	
04 Group 4 Of those in Group 2, those paid the in-state or in-district tuition rate and who were awarded any <u>Title IV federal student aid</u>	0	

Section 1: Part B

Part B - Enter Information About Group 1

Group 1 students are **ALL undergraduate** students (including first-time students) enrolled in Fall 2018.

For this part, report:

For These Students	The Following Type(s) of Aid	Awarded in This Period
<ul style="list-style-type: none"> All undergraduate students enrolled in Fall 2018 	<ul style="list-style-type: none"> Grant or scholarship aid from: <ul style="list-style-type: none"> o federal government o state/local government o the institution o other sources known to the institution Loans to students from: <ul style="list-style-type: none"> o the federal government 	<ul style="list-style-type: none"> Any time during academic year 2018-19

In the fields below, report the number of Group 1 students and the total amount of aid awarded to these students for each type of aid.

Information from Part A:	Fall 2018
Group 1	32
All undergraduate students	
(This number is carried forward from Part A, Line 01.)	

Aid Type	2018-19			
	Number of Group 1 students who were awarded aid	Percentage of Group 1 students who were awarded aid	Total amount of aid awarded to Group 1 students	Average amount of aid awarded to Group 1 students
01 Grant or scholarship aid from the federal government, state/local government, the institution, and other sources known to the institution (Do NOT include federal student loans)	14	44	78,750	5,625
02 Pell Grants	0	0	0	
03 Federal student loans	0	0	0	

The notes below provide context for the data you've reported above and may be posted on the College Navigator website. Choose one option that best explains your data or choose "Non-applicable" if you do not wish to provide context notes. If none of the options provided explain your institution's data, then choose "Other" and write your own context notes. Notes should be written so that they can be understood by students and parents. For example, institutions may report here other sources of private aid not included in the categories listed.

Non-applicable

Section 2: Military Servicemembers and Veteran's Benefits - Undergraduate Only
Section 2: Military Servicemembers and Veteran's Benefits

IMPORTANT NOTE: Report for **Post-9/11 GI Bill Benefits: July 1, 2018 - June 30, 2019** and Report for **Department of Defense Tuition Assistance Program: October 1, 2018 - September 30, 2019**

- Report the total number of student recipients and the total dollar amounts for each program.
- Student recipients can also include eligible dependents.
- Consult with your campus certifying official, who may not be in the student financial aid office.
- For Post-9/11 GI Bill Benefits, do not include the matching institutional aid provided through the Yellow Ribbon Program if your institution participated.
- Information reported to IPEDS is only what is known to the institution.
- Enter zero (0) if your institution did not have beneficiaries for a program. Please do not leave a cell blank.

Type of benefit/assistance	Number of students receiving benefits/assistance	Total dollar amount of benefits/assistance disbursed through the institution	Average dollar amount of benefits/assistance disbursed through the institution	YOUR PRIOR YEAR DATA
				Average dollar amount of benefits/assistance disbursed through the institution
Undergraduate students				
Post-9/11 GI Bill Benefits	0	0		
Department of Defense Tuition Assistance Program	0	0		

Prepared by

The name of the preparer is being collected so that we can follow up with the appropriate person in the event that there are questions concerning the data. The Keyholder will be copied on all email correspondence to other preparers.

The time it took to prepare this component is being collected so that we can continue to improve our estimate of the reporting burden associated with IPEDS. Please include in your estimate the time it took for you to review instructions, query and search data sources, complete and review the component, and submit the data through the Data Collection System.

Thank you for your assistance.

This survey component was prepared by:

<input type="radio"/> Keyholder	<input type="radio"/> SFA Contact	<input type="radio"/> HR Contact
<input type="radio"/> Finance Contact	<input type="radio"/> Academic Library Contact	<input checked="" type="radio"/> Other
Name: Mark Mailloux		
Email: mark.mailloux@uwex.edu		

How many staff from your institution only were involved in the data collection and reporting process of this survey component?

2.00	Number of Staff (including yourself)
------	--------------------------------------

How many hours did you and others from your institution only spend on each of the steps below when responding to this survey component?

Exclude the hours spent collecting data for state and other reporting purposes.

Staff member	Collecting Data Needed	Revising Data to Match IPEDS Requirements	Entering Data	Revising and Locking Data
Your office	2.00hours	hours	0.20hours	hours
Other offices	1.00hours	hours	hours	hours

Summary

IPEDS Student Financial Aid (SFA) Survey Summary

IPEDS collects important information regarding your institution. All data reported in IPEDS survey components become available in the IPEDS Data Center and appear as aggregated data in various Department of Education reports. Additionally, some of the reported data appears specifically for your institution through the College Navigator website and is included in your institution’s Data Feedback Report (DFR). The purpose of this summary is to provide you an opportunity to view some of the data that, when accepted through the IPEDS quality control process, will appear on the College Navigator website and/or your DFR. College Navigator is updated approximately three months after the data collection period closes and Data Feedback Reports will be available through the Data Center and sent to your institution’s CEO in November 2019.

Please review your data for accuracy. If you have questions about the data displayed below after reviewing the data reported on the survey screens, please contact the IPEDS Help Desk at: 1-877-225-2568 or ipedshelp@rti.org.

Total grant aid awarded to all undergraduate students		\$78,750
Number of undergraduate students who were awarded a Pell Grant		0
Percentage of FTFT students who were awarded any financial aid		N/A
	Percentage of FTFT students who were awarded grant aid by type	Average amount of grant aid awarded by type
Total	N/A	N/A
Federal Government	N/A	N/A
Pell	N/A	N/A
Other Federal	N/A	N/A
State/Local Government	N/A	N/A
Institutional	N/A	N/A
	Percentage of FTFT students who were awarded and accepted loans by type	Average amount of loans awarded and accepted by type
Total	N/A	N/A
Federal	N/A	N/A
Non-federal	N/A	N/A
Average net price for FTFT students who were awarded grant aid		N/A
Average net price for FTFT students who were awarded Title IV federal student aid		
\$0 – 30,000		N/A
\$30,001 – 48,000		N/A
\$48,001 – 75,000		N/A
\$75,001 – 110,000		N/A
\$110,001 and more		N/A

Military Service members and Veteran's Benefits

	Number of students receiving benefits/assistance	Total dollar amount of benefits/assistance awarded through the institution
Post-9/11 GI Bill Benefits		
Undergraduate students	0	\$0
Department of Defense Tuition Assistance Program		
Undergraduate students	0	\$0

Student Financial Aid

University of Wisconsin-Parkside Flex (491297)

Source	Description	Severity	Resolved	Options
Screen: Part A - Establish your groups				
Screen Entry	The number entered is outside the expected range of between 0 and 10 based on data reported by your institution in the prior year Fall Enrollment survey. Please correct your data or contact the IPEDS Help Desk for assistance. (Error #7135)	Fatal	Yes	
Reason:	Overridden by administrator. Restructuring in University of Wisconsin system. ALB			
Screen Entry	The number of all undergraduate students reported is outside the expected range of between 0 and 13 when compared with the prior year value. Please correct your data or explain. (Error #7120)	Explanation	Yes	
Reason:	The University of Wisconsin System underwent a restructuring. As a result, the UW Flexible Option program Bachelor of Science in Business Administration was transferred to UW-Parkside from UW-Extension (which no longer exists). This additional program at UW-Parkside explains the sharp increase in enrollments.			
Screen: Part B - Enter Information about Group 1				
Screen Entry	It is expected that the number of students who were awarded Pell grants is greater than zero for the majority of institutions. If this number actually is zero, please contact the IPEDS Help Desk for assistance. (Error #7115)	Fatal	Yes	
Reason:	Overridden by administrator. Location was nonTIV eligible at time. ALB			
Perform Edits	The number of Group 1 students who were awarded federal student loans reported in Part B (line 03) means that less than 5% of all undergraduate were awarded this type of aid. Please correct your data or explain. (Error #7337)	Explanation	Yes	
Reason:	Currently, UW Flexible Option Students (a non-term, competency based education program) are not eligible for federal financial aid at UW Parkside. This is something that is still being negotiated with the Department of Education.			
Related Screens:	Part A - Establish your groups, Part B - Enter Information about Group 1			