

Overview

IPEDS Student Financial Aid Component Overview
Public Academic Reporters

Welcome to the Student Financial Aid (SFA) component. The purpose of the SFA component is to collect information about financial aid provided to various groups of undergraduate students and military/veteran educational benefits for all students at your institution.

Changes to reporting for 2019-20

- There is a new instruction to exclude students participating in Experimental Pell (See <https://experimentalsites.ed.gov/exp/approved.html>)

Data Reporting Reminders

Undergraduate Student Groups

You will be asked to report information for different groups of students.

- **Group 1:** All undergraduate students
- **Group 2:** Of Group 1, full-time, first-time degree/certificate-seeking students (FTFT)
- **Group 3:** Of Group 2, FTFT students who paid the in-state/in-district tuition rate and were awarded any grant/scholarship aid from the federal government, state/local government, or the institution
- **Group 4:** Of Group 2, FTFT students who paid the in-state/in-district tuition rate and were awarded any Title IV federal student aid



*For public institutions, include only those students paying the in-state or in-district tuition rate. For program reporters, include only those students enrolled in the institution's largest program.

COA Revisions

Revisions to Cost of Attendance (COA) used to calculate the net price of attendance can be made in this component.

Consult the instructions and screens to make sure you are reporting the correct aid amounts for the correct groups of students.

College Affordability and Transparency Lists

Net price amounts calculated in SFA will be used to populate the U.S. Department of Education's College Affordability and Transparency lists.

Interactive Edits and Error Messages

SFA contains interactive edits that will check for blank fields, invalid values, or values that fall outside expected ranges. Some error messages will require you to confirm or explain the values that you entered. Some error messages are fatal and will require you to contact the IPEDS Help Desk at (877) 225-2568 for resolution.

Context Boxes

You will find optional text boxes throughout SFA. Context boxes allow you to provide more information about the data you enter. Some of these context boxes may be made available to the public on College Navigator, so make sure that the information you enter can be understood easily by students, parents, and the general public.

Resources

To download the survey materials for this component: [Survey Materials](#)



To access your prior year data submission for this component: [Reported Data](#)

Section 1: Part A

Part A - Establish Your Groups

Part A establishes the number of students in various groups. Note that the numbers on this screen will be carried forward to other parts of the Student Financial Aid component.

In the fields below, report the number of students in each of the following groups.

	 Fall 2018	YOUR PRIOR YEAR DATA Fall 2017
01 Group 1 All undergraduate students	588	509
02 Group 2 Of those in Group 1, those who are <u>full-time, first-time degree/certificate-seeking</u>	 2	0
02a Of those in Group 2, those who were awarded any <u>Federal Work Study, loans to students</u> , or grant or scholarship aid from the federal government, state/local government, the institution, or other sources known to the institution	1	
02b Of those in Group 2, those who were awarded any <u>loans to students</u> or grant or scholarship aid from the federal government, state/local government, or the institution	1	
03 Group 3 Of those in Group 2, those paid the in-state or in-district tuition rate and who were awarded grant or scholarship aid from the federal government, state/local government, or the institution	0	
04 Group 4 Of those in Group 2, those paid the in-state or in-district tuition rate and who were awarded any <u>Title IV federal student aid</u>	1	

Section 1: Part B

Part B - Enter Information About Group 1

Group 1 students are **ALL undergraduate** students (including first-time students) enrolled in Fall 2018.


For this part, report:

For These Students	The Following Type(s) of Aid	Awarded in This Period
<ul style="list-style-type: none"> All undergraduate students enrolled in Fall 2018 	<ul style="list-style-type: none"> Grant or scholarship aid from: <ul style="list-style-type: none"> o federal government o state/local government o the institution o other sources known to the institution Loans to students from: <ul style="list-style-type: none"> o the federal government 	<ul style="list-style-type: none"> Any time during academic year 2018-19

In the fields below, report the number of Group 1 students and the total amount of aid awarded to these students for each type of aid.

Information from Part A:	Fall 2018
Group 1 All undergraduate students (This number is carried forward from Part A, Line 01.)	588

Aid Type	2018-19			
	Number of Group 1 students who were awarded aid	Percentage of Group 1 students who were awarded aid	Total amount of aid awarded to Group 1 students	Average amount of aid awarded to Group 1 students
01 Grant or scholarship aid from the federal government, state/local government, the institution, and other sources known to the institution (Do NOT include federal student loans)	157	27	526,496	3,353
02 Pell Grants	126	21	345,179	2,740
03 Federal student loans	264	45	1,678,230	6,357

 The notes below provide context for the data you've reported above and may be posted on the College Navigator website. Choose one option that best explains your data or choose "Non-applicable" if you do not wish to provide context notes. If none of the options provided explain your institution's data, then choose "Other" and write your own context notes. Notes should be written so that they can be understood by students and parents. For example, institutions may report here other sources of private aid not included in the categories listed.

Non-applicable

Section 1: Part C, Page 1

Part C, Page 1 - Enter Information about Group 2

Group 2 students are all full-time, first-time degree/certificate-seeking undergraduate students enrolled in Fall 2018.

In the fields below, report the number of Group 2 students paying in-district, in-state, and out-of-state tuition rates. If your institution does not offer different rates, report all students as paying in-state tuition rates.

Information from Part A:		Fall 2018	
Group 2 (This number is carried forward from Part A, Line 02)		2	
Full-time, first-time degree/certificate-seeking undergraduates			
Group 2 students:		YOUR PRIOR YEAR DATA	
		Fall 2017	
		Number of Group 2 students	Percentage of Group 2 students
01	01a <u>paying in-district tuition rates</u>	0	0
	01b <u>paying in-state tuition rates</u>	2	100
	01c <u>paying out-of-state tuition rates</u>	0	0
	01d Unknown (calculated value) This value is calculated using the following formula: [A02-(C01a+C01b+C01c)]	0	0

Section 1: Part C, Page 2

Part C, Page 2 - Enter Information about Group 2

Part C includes financial aid information about Group 2. Group 2 students are all full-time, first-time degree/certificate-seeking undergraduate students enrolled in Fall 2018.
 For this part, report:

For These Students	The Following Type(s) of Aid	Awarded in This Period
<ul style="list-style-type: none"> Full-time, first-time degree/certificate-seeking undergraduate students enrolled in Fall 2018 	<ul style="list-style-type: none"> Grant or scholarship aid from: <ul style="list-style-type: none"> federal government state/local government the institution Loans to students from: <ul style="list-style-type: none"> the federal government other sources, including private or other loans Do not include: <ul style="list-style-type: none"> grant or scholarship aid from private or other sources PLUS loans or loans made to anyone other than the student 	<ul style="list-style-type: none"> Any time during academic year 2018-19 For program reporters, this is the aid year period from July 1, 2018 through June 30, 2019.

In the fields below, report the number of Group 2 students and the total amount of aid awarded to these students for each type of aid. Enter unduplicated student counts within a category (e.g., Pell Grants). However, a student can appear in more than one aid category.

Information from Part A:	Fall 2018
Group 2 (This number is carried forward from Part A, Line 02) Full-time, first-time degree/certificate-seeking undergraduates	2
Group 2a (This number is carried forward from Part A, Line 02a) Of those in Group 2, those who were awarded: -Federal Work Study -loans to students -grant or scholarship aid from the federal government, state/local government, or the institution -other sources known to the institution	1
Group 2b (This number is carried forward from Part A, Line 02b) Of those in Group 2, those who were awarded: -loans to students -grant or scholarship aid from the federal government, state/local government, or the institution	1
Group 3 (This number is carried forward from Part A, Line 03) Of those in Group 2, those who paid the in-state or in-district tuition rate and were awarded: -grant or scholarship aid from the federal government, state/local government, or the institution	0

Aid Type	Fall 2018				YOUR PRIOR YEAR DATA
	Number of Group 2 students who were awarded aid	Percentage of Group 2 students who were awarded aid	Total amount of aid awarded to Group 2 students	Average amount of aid awarded to Group 2 students	Average amount of aid awarded to Group 2 students
01 Grants or scholarships from the federal government, state/local government, or the institution	0	0	0		
02 Federal grants	0	0	0		
02a Pell Grants	0	0	0		
02b Other federal grants	0	0	0		
03 State/local government grants or scholarships (includes fellowships/tuition waivers/exemptions)	0	0	0		
04 Institutional grants or scholarships (includes fellowships/tuition waivers/exemptions)	0	0	0		
05 Loans to students	1	50	8,250	8,250	
05a Federal loans	1	50	8,250	8,250	
05b	0	0	0		

Other loans
(including private
loans)



The notes below provide context for the data you've reported above and may be posted on the College Navigator website. Choose one option that best explains your data or choose "Non-applicable" if you do not wish to provide context notes. If none of the options provided explain your institution's data, then choose "Other" and write your own context notes. Notes should be written to be understood by students and parents. For example, institutions may report here other sources of private aid not included in the categories listed.

Non-applicable

Section 1: Comparison Chart**Comparison Chart**

Based on the information reported on the previous screens for Group 1 (all undergraduates) and Group 2 (full-time, first-time degree/certificate-seeking undergraduates), this comparison chart seeks to help institutions check their reported data. Assuming that the information on Groups 1 and 2 is correct, then the calculated fields for 'All Other Undergraduates' should be the balance (Group 1 minus Group 2). If the balance does not check with your institution's calculations, please correct your reported numbers for Groups 1 and 2 before moving forward with the completion of the SFA survey component.

Note: Data for the 'All Other Undergraduates' will appear in the IPEDS Data Center for data users, but not in College Navigator.

	Number of students	Pell grants	Federal Student Loans
01 Group 1 (all undergraduates)	588		
02 Number of students who were awarded aid		126	264
03 Percentage who were awarded aid		21	45
04 Total amount of aid awarded		345,179	1,678,230
05 Average amount of aid awarded		2,740	6,357
06 Group 2 (Full-time, first-time undergraduates)	2		
07 Number of students who were awarded aid		0	1
08 Percentage who were awarded aid		0	50
09 Total amount of aid awarded			8,250
10 Average amount of aid awarded			8,250
11 All other undergraduates (Line 01 - Line 06)	586		
12 Number of students who were awarded aid (Line 02 - Line 07)		126	263
13 Percentage who were awarded aid (Line 12 / Line 11)		22	45
14 Total amount of aid awarded (Line 04 - Line 09)		345,179	1,669,980
15 Average amount of aid awarded (Line 14 / Line 12)		2,740	6,350

Section 2: Military Servicemembers and Veteran's Benefits - Undergraduate Only

Section 2: Military Servicemembers and Veteran's Benefits

IMPORTANT NOTE: Report for **Post-9/11 GI Bill Benefits: July 1, 2018 - June 30, 2019** and Report for **Department of Defense Tuition Assistance Program: October 1, 2018 - September 30, 2019**

- Report the total number of student recipients and the total dollar amounts for each program.
- Student recipients can also include eligible dependents.
- Consult with your campus certifying official, who may not be in the student financial aid office.
- For Post-9/11 GI Bill Benefits, do not include the matching institutional aid provided through the Yellow Ribbon Program if your institution participated.
- Information reported to IPEDS is only what is known to the institution.
- Enter zero (0) if your institution did not have beneficiaries for a program. Please do not leave a cell blank.

Type of benefit/assistance	Number of students receiving benefits/assistance	Total dollar amount of benefits/assistance disbursed through the institution	Average dollar amount of benefits/assistance disbursed through the institution	YOUR PRIOR YEAR DATA
				Average dollar amount of benefits/assistance disbursed through the institution
Undergraduate students				
Post-9/11 GI Bill Benefits	12	39,639	3,303	
Department of Defense Tuition Assistance Program	0	0		

Prepared by

The name of the preparer is being collected so that we can follow up with the appropriate person in the event that there are questions concerning the data. The Keyholder will be copied on all email correspondence to other preparers.

The time it took to prepare this component is being collected so that we can continue to improve our estimate of the reporting burden associated with IPEDS. Please include in your estimate the time it took for you to review instructions, query and search data sources, complete and review the component, and submit the data through the Data Collection System.

Thank you for your assistance.

This survey component was prepared by:

- | | | |
|---------------------------------------|--|--|
| <input type="radio"/> Keyholder | <input type="radio"/> SFA Contact | <input type="radio"/> HR Contact |
| <input type="radio"/> Finance Contact | <input type="radio"/> Academic Library Contact | <input checked="" type="radio"/> Other |

Name: Mark Mailloux

Email: mark.mailloux@uwex.edu

How many staff from your institution only were involved in the data collection and reporting process of this survey component?

3.00 Number of Staff (including yourself)

How many hours did you and others from your institution only spend on each of the steps below when responding to this survey component?

Exclude the hours spent collecting data for state and other reporting purposes.

Staff member	Collecting Data Needed	Revising Data to Match IPEDS Requirements	Entering Data	Revising and Locking Data
Your office	8.00hours	hours	0.50hours	hours
Other offices	2.00hours	hours	hours	hours

Summary**IPEDS Student Financial Aid (SFA) Survey Summary**

IPEDS collects important information regarding your institution. All data reported in IPEDS survey components become available in the IPEDS Data Center and appear as aggregated data in various Department of Education reports. Additionally, some of the reported data appears specifically for your institution through the College Navigator website and is included in your institution's Data Feedback Report (DFR). The purpose of this summary is to provide you an opportunity to view some of the data that, when accepted through the IPEDS quality control process, will appear on the College Navigator website and/or your DFR. College Navigator is updated approximately three months after the data collection period closes and Data Feedback Reports will be available through the [Data Center](#) and sent to your institution's CEO in November 2019.

Please review your data for accuracy. If you have questions about the data displayed below after reviewing the data reported on the survey screens, please contact the IPEDS Help Desk at: 1-877-225-2568 or ipedshelp@rti.org.

Total grant aid awarded to all undergraduate students		\$526,496
Number of undergraduate students who were awarded a Pell Grant		126
Percentage of FTFT students who were awarded any financial aid		50%
	Percentage of FTFT students who were awarded grant aid by type	Average amount of grant aid awarded by type
Total	0%	N/A
Federal Government	0%	N/A
Pell	0%	N/A
Other Federal	0%	N/A
State/Local Government	0%	N/A
Institutional	0%	N/A
	Percentage of FTFT students who were awarded and accepted loans by type	Average amount of loans awarded and accepted by type
Total	50%	\$8,250
Federal	50%	\$8,250
Non-federal	0%	N/A
Average net price for FTFT students who were awarded grant aid		N/A
Average net price for FTFT students who were awarded Title IV federal student aid		
\$0 – 30,000		N/A
\$30,001 – 48,000		N/A
\$48,001 – 75,000		N/A
\$75,001 – 110,000		N/A
\$110,001 and more		N/A

Military Service members and Veteran's Benefits

	Number of students receiving benefits/assistance	Total dollar amount of benefits/assistance awarded through the institution
Post-9/11 GI Bill Benefits		
Undergraduate students	12	\$39,639
Department of Defense Tuition Assistance Program		
Undergraduate students	0	\$0

Student Financial Aid

University of Wisconsin-Milwaukee Flex (491288)

Source	Description	Severity	Resolved	Options
Screen: Part A - Establish your groups				
Perform Edits	You have reported a value greater than zero for full-time, first-time degree/certificate-seeking students in Group 2, but did not report students at this level in the IC Header survey. Please correct your data or contact the IPEDS Help Desk for assistance. (Error #7127)	Fatal	Yes	
Reason:	Overridden by administrator. Institution enrolls FTFT students, although it is rare. ALB			
Related Screens:	Part A - Establish your groups			
Screen: Part C, Page 2 - Enter Information about Group 2				
Screen Entry	The number of Group 2 students who were awarded this type of aid is expected to be greater than zero for this type of institution. If this number actually is zero, please contact the IPEDS Help Desk for assistance. (Error #7316)	Fatal	Yes	
Reason:	Overridden by administrator. One FTFT student received aid; loan only. ALB			
Screen Entry	The total number of students who were awarded Pell grants (line 02a) and/or other federal grants (line 02b) is expected to be greater than zero. Please correct your data or contact the IPEDS Help Desk for assistance. (Error #7118)	Fatal	Yes	
Reason:	Overridden by administrator. One FTFT student received aid; loan only. ALB			
Screen Entry	The number of Group 2 students who were awarded this type of aid is expected to be greater than zero for this type of institution. If this number actually is zero, please contact the IPEDS Help Desk for assistance. (Error #7316)	Fatal	Yes	
Reason:	Overridden by administrator. One FTFT student received aid; loan only. ALB			
Screen Entry	The number of Group 2 students who were awarded this type of aid is expected to be greater than zero for this type of institution. If this number actually is zero, please contact the IPEDS Help Desk for assistance. (Error #7316)	Fatal	Yes	
Reason:	Overridden by administrator. One FTFT student received aid; loan only. ALB			
Perform Edits	The number of Group 2 students who were awarded any grants or scholarships from the federal government, state/local government, or the institution reported in Part C, line 01 (0) means that less than 15% of all full-time, first-time degree/certificate-seeking undergraduate students were awarded this type of aid. Please correct your data or contact the IPEDS Help Desk for assistance. (Error #7314)	Fatal	Yes	
Reason:	Overridden by administrator. One FTFT student received aid; loan only. ALB			
Related Screens:	Part C, Page 1 - Enter Information about Group 2, Part C, Page 2 - Enter Information about Group 2			
Screen Entry	It is expected that the number of students who were awarded Pell grants is greater than zero for the majority of institutions. If this number actually is zero, please contact the IPEDS Help Desk for assistance. (Error #7115)	Fatal	Yes	
Reason:	Overridden by administrator. One FTFT student received aid; loan only. ALB			
Perform Edits	The number of Group 2 students who were awarded Pell grants reported in Part C, line 02a (0) means that less than 5% of all full-time, first-time degree/certificate-seeking undergraduate students were awarded this type of aid. Please correct your data or contact the IPEDS Help Desk for assistance. (Error #7315)	Fatal	Yes	
Reason:	Overridden by administrator. Overridden by administrator. One FTFT student received aid; loan only. ALB			
Related Screens:	Part C, Page 1 - Enter Information about Group 2, Part C, Page 2 - Enter Information about Group 2			
Screen: Military Servicemembers and Veteran's Benefits				
Perform Edits		Fatal	Yes	

The reported Post-9/11 GI Bill Benefits undergraduate student count and aid amounts have resulted in average aid (3,303) that is greater than expected based on the cost of attendance. Please review your data and make any necessary corrections, or contact the IPEDS Help Desk for assistance. (Error #7393)			
--	--	--	--

Reason: Overridden by administrator. Confirmed for 1 year of benefits. ALB
--