

Student Financial Aid 2024-25

Institution: University of Wisconsin-Green Bay (240277)

User ID: 55C0011

Overview

IPEDS Student Financial Aid Component Overview

Welcome to the Student Financial Aid (SFA) survey component. The purpose of the SFA component is to collect information about financial aid provided to various groups of undergraduate students and military/veteran educational benefits for all students at your institution.

Data Reporting Reminders:

- Report data to accurately reflect the period(s) corresponding with the IPEDS survey component requested, even if such reporting seems inconsistent with prior-year reporting.

- Undergraduate Student Counts

You will be asked to report information for:

- All undergraduate students
 - Degree/certificate-seeking undergraduate students
 - Full-time, first-time degree/certificate-seeking undergraduate students (FTFT)
 - Non-degree/certificate-seeking undergraduate students

- Interactive Edits and Error Messages

The SFA survey component contains interactive edits to check for blank fields, invalid values, or values outside expected ranges. Some error messages require you to confirm or explain the values entered whereas other error messages are fatal and require you to contact the IPEDS Help Desk at (877) 225-2568 for resolution.

- Context Boxes

You will find optional text boxes throughout the SFA survey component. These text boxes allow you to provide more information or context about the data entered. Some context boxes may be made available to the public on College Navigator, so make sure the information you enter can be understood easily by students, parents, and the public.

Changes to reporting:

The following changes were implemented for the 2024-25 data collection period:

- Moved the cost of attendance and average net price data items to the new IPEDS Cost (CST) survey component.
- Updated the SFA Survey form and instructions based on legislative changes, U.S. Department of Education guidance, and industry practices.
- Applied the screening question from Section 2 to all institutions.
- Applied the context box from Section 2 to all institutions.
- Clarified loans to students reported in Section 1, Part C, Line 7 include private education loans.
- Clarified Fall Enrollment (EF) student counts are carried forward and used to calculate average aid amounts and percentages for academic reporters whereas 12-Month Enrollment (E12) student counts are carried forward and used to calculate average aid amount and percentages for program reporters throughout the survey.
- Eliminated the multiple forms that were historically presented on the survey materials page; however, there remain differences in how institutions report. Those differences are indicated in gold text on the single remaining form as presented to OMB. Institutions will not see the gold text and will only see the screens that are applicable to them.

Resources:

- To download the survey materials for this component: [Survey Materials](#)
- To access your prior year data submission for this component: [Reported Data](#)

If you have questions about completing this survey, please contact the IPEDS Help Desk at 1-877-225-2568.

Section 1 - Student Financial Aid - Undergraduate Students Part A - Establish Your Student Counts

Part A - Establish Your Student Counts

Instructions:

In the fields below, report student counts for the reporting period requested for each student category and financial aid type.


Reporting period loaded based on reporter type: Academic Reporter (AR) OR Program Reporter (PR).

Section 1 is applicable to institutions offering undergraduate programs, as determined by the following items in Institutional Characteristics (IC):

- Q3, award level = 1a, 1b, 2, 3, 4, 5, and 6; or
- Q5, Undergraduate (undergraduate or occupational programs), full-time or part-time = Yes; or
- First-time degree/certificate seeking undergraduate, Full-time or Part-time = Yes.

Reporting Reminders:

- Part A establishes student counts.
- The numbers on this screen are carried forward to other parts of the Student Financial Aid Survey component and checked for consistency with data reported in other survey components.

STUDENT COUNTS		YOUR CURRENT YEAR DATA	YOUR PRIOR YEAR DATA
		Fall 2023	Fall 2022
02	 All undergraduate students	<input type="text" value="9,853"/>	9,146
03	All degree/certificate-seeking undergraduate students Of those on line 02, those who are degree/certificate-seeking	<input type="text" value="6,230"/>	6,305
04	Of those on line 02, those who are non-degree/non-certificate-seeking (Line 02 – Line 03)	3,623	2,841
05	All full-time, first-time degree certificate-seeking undergraduate students Of those on line 03, those who are full-time, first-time	<input type="text" value="1,186"/>	1,090
06	Of those on line 05, those awarded any: <ul style="list-style-type: none"> • <u>Federal Work Study</u>, • <u>Loans to students</u>, • Grant or scholarship aid from the federal government, state/local government, the institution, or • Other sources known to the institution 	<input type="text" value="955"/>	874
07	Of those on line 05, those awarded any: <ul style="list-style-type: none"> • <u>loans to students</u> or • Grant or scholarship aid from the federal government, state/local government, or the institution 	<input type="text" value="877"/>	805

Section 1 - Student Financial Aid - Undergraduate Students Part B - UG Student Counts and Financial Aid Award Amounts

Part B - Enter Student Counts and Financial Aid Award Amounts

Instructions:

In the fields below, report student counts and the total financial aid amount awarded for each student category and financial aid type for the reporting period requested. Enter unduplicated student counts within each aid type (e.g., Federal Pell Grants). However, a student can appear in more than one financial aid program group.

- Reporting Reminders:
- Reported values must be consistent with the Information from Part A carried forward to this screen.
 - Report students awarded Federal Pell Grant enrolled in post-baccalaureate teacher certification or licensure programs, or courses required by a state to obtain certification to teach the state as undergraduate students.
 - Report all other students, including students with intellectual disabilities enrolled in a U.S. Department of Education approved comprehensive transition and postsecondary (CTP) program, at the degree/certificate program level assigned by the institution.
 - If students are not admitted and enrolled as degree/certificate seeking taking prerequisites (preparatory courses) offered as part of a Title IV eligible program to satisfy entrance requirements for a Title IV eligible program at your institution or another institution, report them as non-degree/certificate seeking undergraduates.

For this part, report:

For These Students	The Following Type(s) of Aid	Awarded in This Period
<ul style="list-style-type: none">All undergraduate students enrolled in Fall 2023 for the 2023-24 academic year as defined by the institution	<ul style="list-style-type: none">Grant or scholarship aid from:<ul style="list-style-type: none">federal governmentstate/local governmentthe institutionother sources known to the institutionLoans to students from:<ul style="list-style-type: none">the federal government	<ul style="list-style-type: none">Any time during academic year 2023-24
Information from Part A		Fall 2023
All undergraduate students (This number is carried forward from Part A, Line 02.)		9,853
Degree/certificate-seeking undergraduate students (This number is carried forward from Part A, Line 03.)		6,230
Non-degree/non-certificate-seeking undergraduate students (This number is carried forward from Part A, Line 04.)		3,623

In the fields below, report the student counts and the total amount of aid awarded for each aid type and student category.

2023-24 Academic Year as defined by the institution													
Aid Type		All undergraduate				All degree/certificate-seeking undergraduates				All non-degree/non-certificate-seeking undergraduates			
		Number students who were awarded aid	Percentage of students who were awarded aid	Total amount of aid awarded	Average amount of aid awarded (Col.3/Col.1)	Number students who were awarded aid	Percentage of students who were awarded aid	Total amount of aid awarded	Average amount of aid awarded (Col.7/Col.5)	Number students who were awarded aid (Col.1-Col.5)	Percentage of students who were awarded aid	Total amount of aid awarded (Col.3-Col.7)	Average amount of aid awarded
		Col. 1	Col. 2	Col. 3	Col. 4	Col. 5	Col. 6	Col. 7	Col. 8	Col. 9	Col. 10	Col. 11	Col. 12
01	Grant or scholarship aid from the federal government, state/local government, the institution, and other sources known to the institution (Do NOT include federal student loans)	3,676	37	26,387,739	7,178	3,654	59	26,221,996	7,176	22	1	165,743	7,534
02	Federal Pell Grants	2,151	22	11,139,279	5,179	2,151	35	11,139,279	5,179	0	0	0	
03	Federal loans to students	2,699	27	17,237,791	6,387	2,672	43	16,820,304	6,295	27	1	417,487	15,462

You may use the box below to provide additional context for the data you have reported above. Context notes will be posted on the College Navigator website. Therefore, you should write all context notes using proper grammar (e.g., complete sentences with punctuation) and common language that can be easily understood by students and parents (e.g., spell out acronyms).

Non-applicable

Section 1 - Student Financial Aid- Full-time, First-time Undergraduate Students Part C - FTFT Degree/certificate-seeking UG

Part C - Enter Information about full-time, first-time degree/certificate-seeking undergraduate students.

Instructions:

In the fields below, report student counts and the total financial aid amount awarded for full-time, first-time degree/certificate seeking undergraduates only for each financial aid type. Enter unduplicated student counts within each aid category (e.g., Federal Pell Grants). However, a student can appear in more than one financial aid program group.


- Reporting Reminders:
- Reported values must be consistent with the Information from Part A carried forward to this screen.
 - Report all other students, including students with intellectual disabilities enrolled in a U.S. Department of Education approved comprehensive transition and postsecondary (CTP) program, at the degree/certificate program level assigned by the institution.

For this part, report:

For These Students	The Following Type(s) of Aid	Awarded in This Period
<ul style="list-style-type: none">Full-time, first-time degree/certificate-seeking undergraduate students enrolled in Fall 2023 for the 2023-24 academic year as defined by the institution	<ul style="list-style-type: none">Grant or scholarship aid from:<ul style="list-style-type: none">federal governmentstate/local governmentthe institutionLoans to students from:<ul style="list-style-type: none">the federal governmentother sources, including private or other loansDo not include:<ul style="list-style-type: none">grant or scholarship aid from private or other sourcesPLUS loans or loans made to anyone other than the student	<ul style="list-style-type: none">Any time during academic year 2023-24

<div><div></div>Information from Part A</div>	Fall 2023
Full-time, first-time degree/certificate-seeking undergraduate students (This number is carried forward from Part A, Line 05)	1,186
(This number is carried forward from Part A, Line 06) <ul style="list-style-type: none">Full-time, first-time degree/certificate-seeking undergraduate students awarded:<ul style="list-style-type: none">Federal Work StudyLoans to studentsGrant or scholarship aid from the federal government, state/local government, or the institutionOther sources known to the institution	955
(This number is carried forward from Part A, Line 07) <ul style="list-style-type: none">Full-time, first-time degree/certificate-seeking undergraduate students awarded:<ul style="list-style-type: none">Loans to studentsGrant or scholarship aid from the federal government, state/local government, or the institution	877

Aid Type		Full-time, first-time degree/certificate-seeking undergraduate students (Part A, Line 05)				
		CURRENT YEAR DATA				YOUR PRIOR YEAR DATA
		2023-24				2022-23
		Number of FTFT students awarded aid	Percentage of FTFT students awarded aid	Total amount of aid awarded to FTFT students	Average amount of aid awarded to FTFT students	Average amount of aid awarded to FTFT students
		Col. 1	Col. 2	Col. 3	Col. 4	Col. 5
01	Grants or scholarships from the federal government, state/local government, or the institution	<div>679</div>	57	5,168,046	7,611	7,689
02	<u>Federal grants</u> and scholarship aid	<div>433</div>	37	2,561,300	5,915	5,609
03	Federal <u>Pell Grants</u>	<div>430</div>	36	<div>2,332,015</div>	5,423	5,118
04	<u>Other federal grants</u> and scholarship aid	<div>182</div>	15	<div>229,285</div>	1,260	1,361
05	<u>State/local government grant</u> or <u>scholarship</u> aid (includes <u>fellowships</u> /tuition waivers/exemptions)	<div>517</div>	44	<div>1,163,094</div>	2,250	2,593
06	<u>Institutional grant</u> or <u>scholarship</u> aid (includes <u>fellowships</u> /tuition waivers/exemptions)	<div>407</div>	34	<div>1,443,652</div>	3,547	3,288
07	<u>Loans to students</u>	<div>533</div>	45	3,270,357	6,136	5,923
08	Federal loans to students	<div>512</div>	43	<div>2,441,748</div>	4,769	4,759
09	Other loans to students (including private loans)	<div>82</div>	7	<div>828,609</div>	<div><input checked="" type="checkbox"/> 10,105</div>	8,967

 You may use the box below to provide additional context for the data you have reported above. Context notes will be posted on the College Navigator website. Therefore, you should write all context notes using proper grammar (e.g., complete sentences with punctuation) and common language that can be easily understood by students and parents (e.g., spell out acronyms).

Non-applicable

--

Section 1 - Comparison Chart

Summary Data by Student Category and Financial Aid Type

Instructions:

- The SFA Comparison Chart provides a summary of the data reported in Section 1 of the survey. Summary data is based on the preloaded data and information reported on the previous screens in this section for all undergraduate students and full-time, first-time degree/certificate-seeking undergraduate students.
 - Values displayed for All undergraduate students, All degree/certificate seeking undergraduate students, and All non-degree/certificate seeking undergraduate students should match the values reported in Section 1, Part B;
 - Values displayed for Full-time, First-time degree/certificate seeking undergraduate students should match the values reported in Section 1, Part C; and
 - NCES calculated values for the student count and total amount of aid awarded for All other degree/certificate seeking undergraduate students should be the difference between the values reported for All undergraduate students and Full-time, first-time degree/certificate seeking undergraduate students.
- If values displayed do not match your institution's calculations, please correct the numbers reported before moving forward to complete Section 2 of the SFA Survey.
- Data for all degree/certificate seeking undergraduate students and full-time, first-time degree/certificate undergraduate students are published on College Navigator.

Note:

- Data for the 'all other degree/certificate undergraduate' students and all non-degree/certificate undergraduate students will appear in the IPEDS Data Center for data users, but not in College Navigator.

Student Categories		2023-24	Academic Year 2023-24	Academic Year 2023-24
		Number of students	Federal Pell grants	Federal Student Loans
		Col. 1	Col. 2	Col. 3
01	All undergraduates	9,853		
01a	Number of students awarded aid		2,151	2,699
01b	Percentage awarded aid		22	27
01c	Total amount of aid awarded		11,139,279	17,237,791
01d	Average amount of aid awarded		5,179	6,387
02	All degree/certificate seeking undergraduate students	6,230		
02a	Number of students awarded aid		2,151	2,672
02b	Percentage awarded aid		35	43
02c	Total amount of aid awarded		11,139,279	16,820,304
02d	Average amount of aid awarded		5,179	6,295
03	Full-time, first-time degree/certificate seeking undergraduate students	1,186		
03a	Number of students awarded aid		430	512
03b	Percentage awarded aid		36	43
03c	Total amount of aid awarded		2,332,015	2,441,748
03d	Average amount of aid awarded		5,423	4,769
04	All other degree/certificate seeking undergraduate students	5,044		
04a	Number of students awarded aid		1,721	2,160
04b	Percentage awarded aid		34	43
04c	Total amount of aid awarded		8,807,264	14,378,556
04d	Average amount of aid awarded		5,118	6,657
05	All non-degree/non-certificate-seeking undergraduate students	3,623		
05a	Number of students awarded aid		0	27
05b	Percentage awarded aid		0	1
05c	Total amount of aid awarded		0	417,487
05d	Average amount of aid awarded			15,462

Section 2: Military Servicemembers and Veteran's Benefits - Undergraduate and Graduate Students

Section 2: Screening Question

1. Did your institution participate in the U.S. Department of Veterans Affairs Post-9/11 GI Bill or U.S. Department of Defense Military Tuition Assistance benefit programs during the 2023-24 award period? (You are required to complete Section 2 of the SFA Survey if you answer "Yes" to this screening question.)?

- ☐ No
- ☒ Yes, please check all programs available to students at your institution.
- ☒ U.S. Department of Veterans Affairs Post-9/11 GI Bill
 - ☒ U.S. Department of Defense Military Tuition Assistance

Section 2: Military Servicemembers and Veteran's Benefits - Undergraduate and Graduate Students

Section 2: Military Servicemembers and Veteran's Benefits - Undergraduate and Graduate Students

- Instructions:
- Report for **Post-9/11 GI Bill Benefits**: July 1, 2023 - June 30, 2024.
 - Report for **Department of Defense Tuition Assistance Program**: October 1, 2023 - September 30, 2024
 - Information for **ALL programs** offered by the institution.


- Reporting Reminders:
- Report student counts and total benefit amounts disbursed known to the institution for the U.S. Department of Veteran's Affairs Post-9/11 GI Bill Program.
 - Report student counts and disbursed amounts received and disbursed by the institution for the U.S. Department of Defense Tuition Assistance Program.
 - Report unduplicated student counts within a category (e.g., Post-9/11 GI Bill Benefits), however, a student can appear in both categories (i.e., a student can be counted as a Post-9/11 GI Bill Benefits recipient and a Department of Defense Tuition Assistance recipient).
 - Student recipients can also include eligible dependents.
 - A student may receive benefits at the undergraduate level and the graduate level during award period.
 - Consult with your campus certifying official, who may not be in the student financial aid office.
 - For Post-9/11 GI Bill Benefits, do not include the institutional or state matching share for aid provided through the Yellow Ribbon Program if your school participated.
 - Do not leave a cell blank.** Enter zero (0) if your institution did not have recipients for the financial assistance program or program level.

U.S. Department of Veterans Affairs Post-9/11 GI-Bill Benefits

Type of benefit/assistance	YOUR CURRENT YEAR DATA			YOUR PRIOR YEAR DATA
	Number of students disbursed benefits/assistance known to the institution	Total dollar amount of benefits/assistance disbursed known to institution	Average dollar amount of benefits/assistance disbursed known to institution	Average dollar amount of benefits/assistance disbursed known to institution
	Col 1	Col 2	Col 3	Col 4
Post-9/11 GI Bill Benefits				
01 Undergraduate students	<div>78</div>	<div>471,752</div>	<div>6,048</div>	<div>7,077</div>
02 Graduate students	<div>8</div>	<div>55,602</div>	<div><input checked="" type="checkbox"/> 6,950</div>	<div>8,906</div>
03 Total	86	527,354	6,132	7,193

U.S. Department of Defense Tuition Assistance Program

Type of benefit/assistance	YOUR CURRENT YEAR DATA			YOUR PRIOR YEAR DATA
	Number of students who received benefits/assistance disbursed through the institution	Total dollar amount of benefits/assistance received and disbursed through the institution	Average dollar amount of benefits/assistance received and disbursed through the institution	Average dollar amount of benefits/assistance received and disbursed through the institution
	Col 1	Col 2	Col 3	Col 4
Department of Defense Tuition Assistance Program				
04 Undergraduate students	<div>9</div>	<div>22,499</div>	<div>2,500</div>	<div>1,250</div>
05 Graduate students	<div>2</div>	<div>5,000</div>	<div><input checked="" type="checkbox"/> 2,500</div>	<div>750</div>
06 Total	11	27,499	2,500	1,125

 You may use the box below to provide additional context for the data you have reported above. Context notes will be posted on the College Navigator website. Therefore, you should write all context notes using proper grammar (e.g., complete sentences with punctuation) and common language easily understood by students and parents (e.g., spell out acronyms).

Prepared by

Prepared by

Reporting Reminders:

- The name of the preparer is being collected so that we can follow up with the appropriate person in the event that there are questions concerning the data.
- The Keyholder will be copied on all email correspondence to other preparers.
- The time it took to prepare this component is being collected so that we can continue to improve our estimate of the reporting burden associated with IPEDS.
- Please include in your estimate the time it took for you to review instructions, query and search data sources, complete and review the component, and submit the data through the Data Collection System.
- Thank you for your assistance.

This survey component was prepared by:					
<input type="radio"/>	Keyholder	<input type="radio"/>	SFA Contact	<input type="radio"/>	HR Contact
<input type="radio"/>	Finance Contact	<input type="radio"/>	Academic Library Contact	<input type="radio"/>	Other
Name: <input type="text"/>					
Email: <input type="text"/>					

How many staff from your institution only were involved in the data collection and reporting process of this survey component?	
<input type="text"/>	Number of Staff (including yourself)

How many hours did you and others from your institution only spend on each of the steps below when responding to this survey component? <i>Exclude the hours spent collecting data for state and other reporting purposes.</i>				
Staff member	Collecting Data Needed	Revising Data to Match IPEDS Requirements	Entering Data	Revising and Locking Data
Your office	<input type="text"/> hours	<input type="text"/> hours	<input type="text"/> hours	<input type="text"/> hours
Other offices	<input type="text"/> hours	<input type="text"/> hours	<input type="text"/> hours	<input type="text"/> hours

Summary

Student Financial Aid Component Summary

The purpose of this summary is to provide you an opportunity to view some of the data that, when accepted through the IPEDS quality control process, will appear on the [College Navigator](#) website and/or your institution's Data Feedback Report (DFR). In addition, all data reported in IPEDS survey components become publicly available through the [IPEDS Use the Data](#) and appear as aggregated statistics in various Department of Education reports. [College Navigator](#) is updated approximately three months after the data collection period closes and DFRs will be available through the [IPEDS Use the Data](#) and sent to your institution's CEO at the end of 2025.

Please review your data for accuracy. If you have questions about the data displayed below or after reviewing the data reported on the survey screens, please contact the IPEDS Help Desk at: 1-877-225-2568 or ipedshelp@rti.org.

GENERAL INFORMATION	
Reporter Type	Academic
Calendar System	Semester
Award Levels Offered	Postsecondary awards, certificates, or diplomas of 300-899 clock hours... Associate's degree Postsecondary awards, certificates, or diplomas of 1,800 or more clock hours... Bachelor's degree Postbaccalaureate certificate Master's degree Post-master's certificate Doctor's degree - professional practice Full-time Undergraduate
Levels of Enrollment Offered	Full-time First-time, degree/certificate-seeking Undergraduate Full-time Graduate (not including doctor's professional) Part-time Undergraduate Part-time First-time, degree/certificate-seeking Undergraduate Part-time Graduate (not including doctor's professional) Doctor's degree - professional practice programs
System	University of Wisconsin System

Financial Aid Information Summary				
		2023-24	Academic Year 2023-24	Academic Year 2023-24
		Number of students	Federal Pell grants	Federal Student Loans
01	All degree/certificate seeking undergraduate students	6,230		
02	Number of students awarded aid		2,151	2,672
03	Percentage awarded aid		35	43
04	Total amount of aid awarded		11,139,279	16,820,304
05	Average amount of aid awarded		5,179	6,295
06	Full-time, first-time degree/certificate seeking undergraduate students	1,186		
07	Number of students awarded aid		430	512
08	Percentage awarded aid		36	43
09	Total amount of aid awarded		2,332,015	2,441,748
10	Average amount of aid awarded		5,423	4,769
11	All other degree/certificate seeking undergraduate students	5,044		
12	Number of students awarded aid		1,721	2,160
13	Percentage awarded aid		34	43
14	Total amount of aid awarded		8,807,264	14,378,556
15	Average amount of aid awarded		5,118	6,657
16	All non-degree/non-certificate-seeking undergraduate students	3,623		
17	Number of students awarded aid		0	27
18	Percentage awarded aid		0	1
19	Total amount of aid awarded		0	417,487
20	Average amount of aid awarded			15,462

Military Service Members and Veteran's Benefits		
Type of benefit/assistance	Number of students receiving benefits/assistance	Total dollar amount of benefits/assistance disbursed through the institution
<u>Post-9/11 GI Bill Benefits</u>		
Undergraduate students	78	471,752

	Graduate students	8	55,602
	Total	86	527,354
<u>Department of Defense Tuition Assistance Program</u>			
	Undergraduate students	9	22,499
	Graduate students	2	5,000
	Total	11	27,499

Edit Report

Student Financial Aid

Source	Description	Severity	Resolved	Options
Screen: Section 1 - Student Financial Aid- Full-time, First-time Undergraduate Students Part C - FTFT Degree/certificate-seeking UG				
Screen Entry	The average amount of this type of aid awarded to FTFT Undergraduate students is outside the expected range of between 8,285 and 9,649 when compared with the prior year value. Please check the number of students and the total amount of aid awarded to these students, and correct or explain the discrepant values. (Error #7147)	Explanation	Yes	
Reason	Data are verified and confirmed as correct.			
Screen: Section 2: Military Servicemembers and Veteran's Benefits - Undergraduate and Graduate Students				
Screen Entry	This value is out of range compared to the prior year amount. Please correct your data or explain. (Error #7265)	Explanation	Yes	
Reason	The low number of graduate student using the Post-9/11 benefit at UW-Green Bay (n=8) results in year to year variances.			
Screen Entry	This value is out of range compared to the prior year amount. Please correct your data or explain. (Error #7265)	Explanation	Yes	
Reason	The extremely low number of graduate TA users (n=2) leads to year to year variability.			