

Human Resources 2020-21

Institution: University of Wisconsin-System Administration (240435)

User ID: 55C0011

Overview

Human Resources Overview

Welcome to the IPEDS Human Resources (HR) survey component. The HR component collects important information about your institution's staff.

Data Reporting Reminders

- Report data to accurately reflect the time period corresponding with the IPEDS survey component, even if such reporting is seemingly inconsistent with prior-year reporting. For example, if a summer term began later than usual due to Coronavirus Pandemic postponements, continue to report using the timeframes as defined in the IPEDS instructions. NCES expects that some data reported during the 2020-21 data collection year will vary from established prior trends due to the impacts of Coronavirus Pandemic. If an error edit is triggered even when submitting accurate data, please indicate in the corresponding context box or verbally to the Help Desk that the seemingly inconsistent data are accurate and reflect the effects of Coronavirus Pandemic.
- Report each employee only once. If an employee could be coded in more than one occupation, code the employee in the occupation that requires the highest level of skill OR if there is no measurable difference in skill requirements, code the employee in the occupation in which they spend the most time.
- Report staff members difficult to categorize in the "Human Resources Survey Evaluation" box at the end of the survey.
- Enter data on each displayed screen. If a screen is not applicable, enter at least one zero in a field on the screen and save before continuing.
- When reporting salary data (applicable to degree-granting institutions only) include all full-time, non-medical school, instructional staff - both with and without faculty status.

See the instructions for the **Key Reporting Concepts** section – basic reporting concepts that will assist you in completing the Human Resources survey component.

Changes to reporting for 2020-21

There are no changes for this survey component.

Resources:

- To download the survey materials for this component: [Survey Materials](#)
- All staff must now be reported using the new IPEDS occupational categories, which align with the 2018 Standard Occupational Classification (SOC) codes. Additional information and resources can be found in the [IPEDS HR/SOC Information Center](#), including general information about the SOC, the IPEDS/SOC crosswalk, a SOC Browse Tool, Frequently Asked Questions, and Web Tutorials.
- To access your prior year data submission for this component: [Reported Data](#)

If you have questions about completing this survey, please contact the **IPEDS Help Desk at 1-877-225-2568**.

Human Resources Screening Questions

Does your institution have any part-time staff?

If you answer Yes to this question, you will be provided the screens to report part-time staff.

- ☐ No
☒ Yes

Does your institution have graduate assistants?

If you answer Yes to this question, you will be provided the screens to report graduate assistants.

- ☐ No
☒ Yes

Does your institution have 15 or more full-time staff?

- ☐ No
☒ Yes

Does your institution have a tenure system?

If you answer Yes to this question, you will be provided the screens to report some data by tenure status.

- ☒ No
☐ Yes

Did your institution hire any full-time permanent staff who were included on the payroll of the institution between November 1, 2019 and October 31, 2020 either for the *first time* (new to the institution) or *after a break in service*? Do not exclude persons who were no longer on the payroll as of November 1, 2020. (Exclude persons who have returned from sabbatical leave and full-time instructional staff who are working less-than-9-month contracts.)

If you answer Yes to this question, you will be provided the screens to report full-time permanent new hires in Part H.

- ☐ No
☒ Yes

Do ALL of the instructional staff at your institution fall into any of the following categories?

If you answer Yes to any of the questions below, you will NOT be required to report Part G - Salaries for instructional staff. However, Part G will still be required for reporting data for full-time non-instructional staff.

- ☒ No ☐ Yes Are ALL of the instructional staff military personnel?
☒ No ☐ Yes Do ALL of the instructional staff contribute their services (e.g., members of a religious order)?

You may use the box below to provide additional context for the data you have reported above.

Part A1 - Full-time Instructional Staff by Academic Rank and Tenure Status - Multi-Year Contract

Number of Full-time Instructional Staff With Faculty Status Not on Tenure Track - Multi-Year Contract

As of November 1, 2020

- Report Hispanic/Latino individuals of any race as Hispanic/Latino
- Report race for non-Hispanic/Latino individuals only
- Include both Primarily Instruction and Instruction Combined with Research and/or Public Service

Men

Gender and race/ethnicity	Academic Rank					No academic rank	Total
	Professors	Associate professors	Assistant professors	Instructors	Lecturers		
<u>Nonresident alien</u>	<input type="text" value="0"/>	<input type="text"/>	<input type="text"/>	<input type="text"/>	<input type="text"/>	<input type="text"/>	0
<u>Hispanic/Latino</u>	<input type="text"/>	<input type="text"/>	<input type="text"/>	<input type="text"/>	<input type="text"/>	<input type="text"/>	0
<u>American Indian or Alaska Native</u>	<input type="text"/>	<input type="text"/>	<input type="text"/>	<input type="text"/>	<input type="text"/>	<input type="text"/>	0
<u>Asian</u>	<input type="text"/>	<input type="text"/>	<input type="text"/>	<input type="text"/>	<input type="text"/>	<input type="text"/>	0
<u>Black or African American</u>	<input type="text"/>	<input type="text"/>	<input type="text"/>	<input type="text"/>	<input type="text"/>	<input type="text"/>	0
<u>Native Hawaiian or Other Pacific Islander</u>	<input type="text"/>	<input type="text"/>	<input type="text"/>	<input type="text"/>	<input type="text"/>	<input type="text"/>	0
<u>White</u>	<input type="text"/>	<input type="text"/>	<input type="text"/>	<input type="text"/>	<input type="text"/>	<input type="text"/>	0
Two or more races	<input type="text"/>	<input type="text"/>	<input type="text"/>	<input type="text"/>	<input type="text"/>	<input type="text"/>	0
<u>Race and ethnicity unknown</u>	<input type="text"/>	<input type="text"/>	<input type="text"/>	<input type="text"/>	<input type="text"/>	<input type="text"/>	0
Total men	0	0	0	0	0	0	0

Women

Gender and race/ethnicity	Academic Rank					No academic rank	Total
	Professors	Associate professors	Assistant professors	Instructors	Lecturers		
Nonresident alien	<input type="text"/>	<input type="text"/>	<input type="text"/>	<input type="text"/>	<input type="text"/>	<input type="text"/>	0
Hispanic/Latino	<input type="text"/>	<input type="text"/>	<input type="text"/>	<input type="text"/>	<input type="text"/>	<input type="text"/>	0
American Indian or Alaska Native	<input type="text"/>	<input type="text"/>	<input type="text"/>	<input type="text"/>	<input type="text"/>	<input type="text"/>	0
Asian	<input type="text"/>	<input type="text"/>	<input type="text"/>	<input type="text"/>	<input type="text"/>	<input type="text"/>	0
Black or African American	<input type="text"/>	<input type="text"/>	<input type="text"/>	<input type="text"/>	<input type="text"/>	<input type="text"/>	0
Native Hawaiian or Other Pacific Islander	<input type="text"/>	<input type="text"/>	<input type="text"/>	<input type="text"/>	<input type="text"/>	<input type="text"/>	0
White	<input type="text"/>	<input type="text"/>	<input type="text"/>	<input type="text"/>	<input type="text"/>	<input type="text"/>	0
Two or more races	<input type="text"/>	<input type="text"/>	<input type="text"/>	<input type="text"/>	<input type="text"/>	<input type="text"/>	0
Race and ethnicity unknown	<input type="text"/>	<input type="text"/>	<input type="text"/>	<input type="text"/>	<input type="text"/>	<input type="text"/>	0
Total women	0	0	0	0	0	0	0

Total (men+women)	0	0	0	0	0	0	0
Total from prior year							

Part A1 - Full-time Instructional Staff by Academic Rank and Tenure Status - Annual Contract

Number of Full-time Instructional Staff With Faculty Status Not on Tenure Track - Annual Contract

As of November 1, 2020

- Report Hispanic/Latino individuals of any race as Hispanic/Latino
- Report race for non-Hispanic/Latino individuals only
- Include both Primarily Instruction and Instruction Combined with Research and/or Public Service

Men

Race/ethnicity	Academic Rank					No academic rank	Total
	Professors	Associate professors	Assistant professors	Instructors	Lecturers		
<u>Nonresident alien</u>	<input type="text" value="0"/>	<input type="text"/>	<input type="text"/>	<input type="text"/>	<input type="text"/>	<input type="text"/>	0
<u>Hispanic/Latino</u>	<input type="text"/>	<input type="text"/>	<input type="text"/>	<input type="text"/>	<input type="text"/>	<input type="text"/>	0
<u>American Indian or Alaska Native</u>	<input type="text"/>	<input type="text"/>	<input type="text"/>	<input type="text"/>	<input type="text"/>	<input type="text"/>	0
<u>Asian</u>	<input type="text"/>	<input type="text"/>	<input type="text"/>	<input type="text"/>	<input type="text"/>	<input type="text"/>	0
<u>Black or African American</u>	<input type="text"/>	<input type="text"/>	<input type="text"/>	<input type="text"/>	<input type="text"/>	<input type="text"/>	0
<u>Native Hawaiian or Other Pacific Islander</u>	<input type="text"/>	<input type="text"/>	<input type="text"/>	<input type="text"/>	<input type="text"/>	<input type="text"/>	0
<u>White</u>	<input type="text"/>	<input type="text"/>	<input type="text"/>	<input type="text"/>	<input type="text"/>	<input type="text"/>	0
Two or more races	<input type="text"/>	<input type="text"/>	<input type="text"/>	<input type="text"/>	<input type="text"/>	<input type="text"/>	0
<u>Race and ethnicity unknown</u>	<input type="text"/>	<input type="text"/>	<input type="text"/>	<input type="text"/>	<input type="text"/>	<input type="text"/>	0
Total men	0	0	0	0	0	0	0

Women

Race/ethnicity	Academic Rank					No academic rank	Total
	Professors	Associate professors	Assistant professors	Instructors	Lecturers		
Nonresident alien	<input type="text"/>	<input type="text"/>	<input type="text"/>	<input type="text"/>	<input type="text"/>	<input type="text"/>	0
Hispanic/Latino	<input type="text"/>	<input type="text"/>	<input type="text"/>	<input type="text"/>	<input type="text"/>	<input type="text"/>	0
American Indian or Alaska Native	<input type="text"/>	<input type="text"/>	<input type="text"/>	<input type="text"/>	<input type="text"/>	<input type="text"/>	0
Asian	<input type="text"/>	<input type="text"/>	<input type="text"/>	<input type="text"/>	<input type="text"/>	<input type="text"/>	0
Black or African American	<input type="text"/>	<input type="text"/>	<input type="text"/>	<input type="text"/>	<input type="text"/>	<input type="text"/>	0
Native Hawaiian or Other Pacific Islander	<input type="text"/>	<input type="text"/>	<input type="text"/>	<input type="text"/>	<input type="text"/>	<input type="text"/>	0
White	<input type="text"/>	<input type="text"/>	<input type="text"/>	<input type="text"/>	<input type="text"/>	<input type="text"/>	0
Two or more races	<input type="text"/>	<input type="text"/>	<input type="text"/>	<input type="text"/>	<input type="text"/>	<input type="text"/>	0
Race and ethnicity unknown	<input type="text"/>	<input type="text"/>	<input type="text"/>	<input type="text"/>	<input type="text"/>	<input type="text"/>	0
Total women	0	0	0	0	0	0	0

Total (men+women)	0	0	0	0	0	0	0
Total from prior year							

Part A1 - Full-time Instructional Staff by Academic Rank and Tenure Status - Less-Than-Annual Contract

Number of Full-time Instructional Staff With Faculty Status Not on Tenure Track - Less-than-annual Contract

As of November 1, 2020

- Report Hispanic/Latino individuals of any race as Hispanic/Latino
- Report race for non-Hispanic/Latino individuals only
- Include both Primarily Instruction and Instruction Combined with Research and/or Public Service

Men

Race/ethnicity	Academic Rank					No academic rank	Total
	Professors	Associate professors	Assistant professors	Instructors	Lecturers		
<u>Nonresident alien</u>	<input type="text" value="0"/>	<input type="text"/>	<input type="text"/>	<input type="text"/>	<input type="text"/>	<input type="text"/>	0
<u>Hispanic/Latino</u>	<input type="text"/>	<input type="text"/>	<input type="text"/>	<input type="text"/>	<input type="text"/>	<input type="text"/>	0
<u>American Indian or Alaska Native</u>	<input type="text"/>	<input type="text"/>	<input type="text"/>	<input type="text"/>	<input type="text"/>	<input type="text"/>	0
<u>Asian</u>	<input type="text"/>	<input type="text"/>	<input type="text"/>	<input type="text"/>	<input type="text"/>	<input type="text"/>	0
<u>Black or African American</u>	<input type="text"/>	<input type="text"/>	<input type="text"/>	<input type="text"/>	<input type="text"/>	<input type="text"/>	0
<u>Native Hawaiian or Other Pacific Islander</u>	<input type="text"/>	<input type="text"/>	<input type="text"/>	<input type="text"/>	<input type="text"/>	<input type="text"/>	0
<u>White</u>	<input type="text"/>	<input type="text"/>	<input type="text"/>	<input type="text"/>	<input type="text"/>	<input type="text"/>	0
Two or more races	<input type="text"/>	<input type="text"/>	<input type="text"/>	<input type="text"/>	<input type="text"/>	<input type="text"/>	0
<u>Race and ethnicity unknown</u>	<input type="text"/>	<input type="text"/>	<input type="text"/>	<input type="text"/>	<input type="text"/>	<input type="text"/>	0
Total men	0	0	0	0	0	0	0

Women

Race/ethnicity	Academic Rank					No academic rank	Total
	Professors	Associate professors	Assistant professors	Instructors	Lecturers		
Nonresident alien	<input type="text"/>	<input type="text"/>	<input type="text"/>	<input type="text"/>	<input type="text"/>	<input type="text"/>	0
Hispanic/Latino	<input type="text"/>	<input type="text"/>	<input type="text"/>	<input type="text"/>	<input type="text"/>	<input type="text"/>	0
American Indian or Alaska Native	<input type="text"/>	<input type="text"/>	<input type="text"/>	<input type="text"/>	<input type="text"/>	<input type="text"/>	0
Asian	<input type="text"/>	<input type="text"/>	<input type="text"/>	<input type="text"/>	<input type="text"/>	<input type="text"/>	0
Black or African American	<input type="text"/>	<input type="text"/>	<input type="text"/>	<input type="text"/>	<input type="text"/>	<input type="text"/>	0
Native Hawaiian or Other Pacific Islander	<input type="text"/>	<input type="text"/>	<input type="text"/>	<input type="text"/>	<input type="text"/>	<input type="text"/>	0
White	<input type="text"/>	<input type="text"/>	<input type="text"/>	<input type="text"/>	<input type="text"/>	<input type="text"/>	0
Two or more races	<input type="text"/>	<input type="text"/>	<input type="text"/>	<input type="text"/>	<input type="text"/>	<input type="text"/>	0
Race and ethnicity unknown	<input type="text"/>	<input type="text"/>	<input type="text"/>	<input type="text"/>	<input type="text"/>	<input type="text"/>	0
Total women	0	0	0	0	0	0	0

Total (men+women)	0	0	0	0	0	0	0
Total from prior year							

Part A1 - Full-time Instructional Staff by Academic Rank and Tenure Status - Indefinite duration contract

Number of Full-time Instructional Staff With Faculty Status Not on Tenure Track - Indefinite duration contract

As of November 1, 2020

- Report Hispanic/Latino individuals of any race as Hispanic/Latino
- Report race for non-Hispanic/Latino individuals only
- Include both Primarily Instruction and Instruction Combined with Research and/or Public Service

Men

Gender and race/ethnicity	Academic Rank					No academic rank	Total
	Professors	Associate professors	Assistant professors	Instructors	Lecturers		
<u>Nonresident alien</u>	<input type="text" value="0"/>	<input type="text"/>	<input type="text"/>	<input type="text"/>	<input type="text"/>	<input type="text"/>	0
<u>Hispanic/Latino</u>	<input type="text"/>	<input type="text"/>	<input type="text"/>	<input type="text"/>	<input type="text"/>	<input type="text"/>	0
<u>American Indian or Alaska Native</u>	<input type="text"/>	<input type="text"/>	<input type="text"/>	<input type="text"/>	<input type="text"/>	<input type="text"/>	0
<u>Asian</u>	<input type="text"/>	<input type="text"/>	<input type="text"/>	<input type="text"/>	<input type="text"/>	<input type="text"/>	0
<u>Black or African American</u>	<input type="text"/>	<input type="text"/>	<input type="text"/>	<input type="text"/>	<input type="text"/>	<input type="text"/>	0
<u>Native Hawaiian or Other Pacific Islander</u>	<input type="text"/>	<input type="text"/>	<input type="text"/>	<input type="text"/>	<input type="text"/>	<input type="text"/>	0
<u>White</u>	<input type="text"/>	<input type="text"/>	<input type="text"/>	<input type="text"/>	<input type="text"/>	<input type="text"/>	0
Two or more races	<input type="text"/>	<input type="text"/>	<input type="text"/>	<input type="text"/>	<input type="text"/>	<input type="text"/>	0
<u>Race and ethnicity unknown</u>	<input type="text"/>	<input type="text"/>	<input type="text"/>	<input type="text"/>	<input type="text"/>	<input type="text"/>	0
Total men	0	0	0	0	0	0	0

Women

Gender and race/ethnicity	Academic Rank					No academic rank	Total
	Professors	Associate professors	Assistant professors	Instructors	Lecturers		
Nonresident alien	<input type="text"/>	<input type="text"/>	<input type="text"/>	<input type="text"/>	<input type="text"/>	<input type="text"/>	0
Hispanic/Latino	<input type="text"/>	<input type="text"/>	<input type="text"/>	<input type="text"/>	<input type="text"/>	<input type="text"/>	0
American Indian or Alaska Native	<input type="text"/>	<input type="text"/>	<input type="text"/>	<input type="text"/>	<input type="text"/>	<input type="text"/>	0
Asian	<input type="text"/>	<input type="text"/>	<input type="text"/>	<input type="text"/>	<input type="text"/>	<input type="text"/>	0
Black or African American	<input type="text"/>	<input type="text"/>	<input type="text"/>	<input type="text"/>	<input type="text"/>	<input type="text"/>	0
Native Hawaiian or Other Pacific Islander	<input type="text"/>	<input type="text"/>	<input type="text"/>	<input type="text"/>	<input type="text"/>	<input type="text"/>	0
White	<input type="text"/>	<input type="text"/>	<input type="text"/>	<input type="text"/>	<input type="text"/>	<input type="text"/>	0
Two or more races	<input type="text"/>	<input type="text"/>	<input type="text"/>	<input type="text"/>	<input type="text"/>	<input type="text"/>	0
Race and ethnicity unknown	<input type="text"/>	<input type="text"/>	<input type="text"/>	<input type="text"/>	<input type="text"/>	<input type="text"/>	0
Total women	0	0	0	0	0	0	0

Total (men+women)	0	0	0	0	0	0	0
Total from prior year							

Part A1 - Full-time Instructional Staff - Without Faculty Status

Number of **Full-time Instructional Staff Without Faculty Status**

As of November 1, 2020

- Report Hispanic/Latino individuals of any race as Hispanic/Latino
- Report race for non-Hispanic/Latino individuals only
- Include both Primarily Instruction and Instruction Combined with Research and/or Public Service

Men

Race/ethnicity	Without Faculty Status
<u>Nonresident alien</u>	<input type="text" value="0"/>
<u>Hispanic/Latino</u>	<input type="text"/>
<u>American Indian or Alaska Native</u>	<input type="text"/>
<u>Asian</u>	<input type="text"/>
<u>Black or African American</u>	<input type="text"/>
<u>Native Hawaiian or Other Pacific Islander</u>	<input type="text"/>
<u>White</u>	<input type="text"/>
Two or more races	<input type="text"/>
<u>Race and ethnicity unknown</u>	<input type="text"/>
Total men	0

Women

Race/ethnicity	Without Faculty Status
Nonresident alien	<input type="text"/>
Hispanic/Latino	<input type="text"/>
American Indian or Alaska Native	<input type="text"/>
Asian	<input type="text"/>
Black or African American	<input type="text"/>
Native Hawaiian or Other Pacific Islander	<input type="text"/>
White	<input type="text"/>
Two or more races	<input type="text"/>
Race and ethnicity unknown	<input type="text"/>
Total women	0

Total (men+women)	0
Total from prior year	

Part A2 - Full-time Instructional Staff by Function

Number of **Full-time Instructional Staff**

As of November 1, 2020

- Report Primarily Instruction and Instruction Combined with Research and Public Service separately, as indicated below.

			With <u>Faculty Status</u>				Without Faculty Status	Total
			<u>Multi-year</u>	<u>Annual contract</u>	<u>Less-than-annual contract</u>	<u>Indefinite duration (continuing or at-will)</u>		
<u>Instructional staff</u>			0	0	0	0	0	0
Total carried forward from previous screens			0	0	0	0	0	0
	<u>Primarily Instruction</u>		0	0	0	0	0	0
		➊ Exclusively credit	<input type="text" value="0"/>	<input type="text"/>	<input type="text"/>	<input type="text"/>	<input type="text"/>	0
		➋ Exclusively not-for-credit	<input type="text"/>	<input type="text"/>	<input type="text"/>	<input type="text"/>	<input type="text"/>	0
		Combined credit/not-for-credit	<input type="text"/>	<input type="text"/>	<input type="text"/>	<input type="text"/>	<input type="text"/>	0
	<u>Instruction/research/public service staff</u>		<input type="text"/>	<input type="text"/>	<input type="text"/>	<input type="text"/>	<input type="text"/>	0

Part A3 - Full-time Instructional Staff - Totals

Total number of Full-time Instructional Staff

As of November 1, 2020

Race/ethnicity	Total men	Total women	Total (men+women)
Nonresident alien	0	0	0
Hispanic/Latino	0	0	0
American Indian or Alaska Native	0	0	0
Asian	0	0	0
Black or African American	0	0	0
Native Hawaiian or Other Pacific Islander	0	0	0
White	0	0	0
Two or more races	0	0	0
Race and ethnicity unknown	0	0	0
Total	0	0	0
Total from prior year			0

Part B1 - Full-time Non-instructional Staff by Occupational Category

Number of **Full-time** Non-instructional Staff by Occupational Category

As of November 1, 2020

- Report Hispanic/Latino individuals of any race as Hispanic/Latino
- Report race for non-Hispanic/Latino individuals only

Men

Race/ethnicity	<u>Instructional Staff</u> (carried forward from Part A)	<u>Research staff</u>	<u>Public Service staff</u>
<u>Nonresident alien</u>	0	<input type="text" value="0"/>	<input type="text"/>
<u>Hispanic/Latino</u>	0	<input type="text"/>	<input type="text"/>
<u>American Indian or Alaska Native</u>	0	<input type="text"/>	<input type="text"/>
<u>Asian</u>	0	<input type="text"/>	<input type="text"/>
<u>Black or African American</u>	0	<input type="text"/>	<input type="text"/>
<u>Native Hawaiian or Other Pacific Islander</u>	0	<input type="text"/>	<input type="text"/>
<u>White</u>	0	<input type="text"/>	<input type="text"/>
Two or more races	0	<input type="text"/>	<input type="text"/>
<u>Race and ethnicity unknown</u>	0	<input type="text"/>	<input type="text"/>
Total men	0	0	0

Women

Race/ethnicity	<u>Instructional Staff</u> (carried forward from Part A)	<u>Research staff</u>	<u>Public Service staff</u>
Nonresident alien	0	<input type="text"/>	<input type="text"/>
Hispanic/Latino	0	<input type="text"/>	<input type="text"/>
American Indian or Alaska Native	0	<input type="text"/>	<input type="text"/>
Asian	0	<input type="text"/>	<input type="text"/>
Black or African American	0	<input type="text"/>	<input type="text"/>
Native Hawaiian or Other Pacific Islander	0	<input type="text"/>	<input type="text"/>
White	0	<input type="text"/>	<input type="text"/>
Two or more races	0	<input type="text"/>	<input type="text"/>
Race and ethnicity unknown	0	<input type="text"/>	<input type="text"/>
Total women	0	0	0

Total (men+women)	0	0	0
Total from prior year	0		

Part B1 - Full-time Non-instructional Staff by Occupational Category

Number of **Full-time** Non-instructional Staff by Occupational Category

As of November 1, 2020

- Report Hispanic/Latino individuals of any race as Hispanic/Latino
- Report race for non-Hispanic/Latino individuals only

Men

Race/ethnicity	<u>Archivists, Curators, and Museum Technicians</u> 25-4010	<u>Librarians and Media Collections Specialists</u> 25-4020	<u>Library Technicians</u> 25-4030	i <u>Student and Academic Affairs and Other Education Services Occupations</u> 25-2000 + 25-3000 + 25-9000
<u>Nonresident alien</u>	<input type="text"/>	<input type="text"/>	<input type="text"/>	<input type="text"/>
<u>Hispanic/Latino</u>	<input type="text"/>	<input type="text"/>	<input type="text"/>	<input type="text"/>
<u>American Indian or Alaska Native</u>	<input type="text"/>	<input type="text"/>	<input type="text"/>	<input type="text"/>
<u>Asian</u>	<input type="text"/>	<input type="text"/>	<input type="text"/>	<input type="text"/>
<u>Black or African American</u>	<input type="text"/>	<input type="text"/>	<input type="text"/>	<input type="text"/>
<u>Native Hawaiian or Other Pacific Islander</u>	<input type="text"/>	<input type="text"/>	<input type="text"/>	<input type="text"/>
<u>White</u>	<input type="text"/>	<input type="text"/>	<input type="text"/>	<input type="text" value="1"/>
Two or more races	<input type="text"/>	<input type="text"/>	<input type="text"/>	<input type="text"/>
<u>Race and ethnicity unknown</u>	<input type="text"/>	<input type="text"/>	<input type="text"/>	<input type="text"/>
Total men	0	0	0	1

Women

Race/ethnicity	<u>Archivists, Curators, and Museum Technicians</u> 25-4010	<u>Librarians and Media Collections Specialists</u> 25-4020	<u>Library Technicians</u> 25-4030	<u>Student and Academic Affairs and Other Education Services Occupations</u> 25-2000 + 25-3000 + 25-9000
Nonresident alien	<input type="text"/>	<input type="text"/>	<input type="text"/>	<input type="text"/>
Hispanic/Latino	<input type="text"/>	<input type="text"/>	<input type="text"/>	<input type="text"/>
American Indian or Alaska Native	<input type="text"/>	<input type="text"/>	<input type="text"/>	<input type="text"/>
Asian	<input type="text"/>	<input type="text"/>	<input type="text"/>	<input type="text"/>
Black or African American	<input type="text"/>	<input type="text"/>	<input type="text"/>	<input type="text"/>
Native Hawaiian or Other Pacific Islander	<input type="text"/>	<input type="text"/>	<input type="text"/>	<input type="text"/>
White	<input type="text"/>	<input type="text"/>	<input type="text"/>	<input type="text"/>
Two or more races	<input type="text"/>	<input type="text"/>	<input type="text"/>	<input type="text"/>
Race and ethnicity unknown	<input type="text"/>	<input type="text"/>	<input type="text"/>	<input type="text"/>
Total women	0	0	0	0
Total (men+women)	0	<input checked="" type="checkbox"/> 0	<input checked="" type="checkbox"/> 0	1
Total from prior year		1	1	4

Part B1 - Full-time Non-instructional Staff by Occupational Category

Number of **Full-time** Non-instructional Staff by Occupational Category

As of November 1, 2020

- Report Hispanic/Latino individuals of any race as Hispanic/Latino
- Report race for non-Hispanic/Latino individuals only

Men

Race/ethnicity	<u>Management Occupations</u> 11-0000	<u>Business and Financial Operations Occupations</u> 13-0000	<u>Computer, Engineering, and Science Occupations</u> 15-0000 + 17-0000 + 19-0000	<u>Community, Social Service, Legal, Arts, Design, Entertainment, Sports, and Media Occupations</u> 21-0000 + 23-0000 + 27-0000	<u>Healthcare Practitioners and Technical Occupations</u> 29-0000
<u>Nonresident alien</u>	<input type="text" value="1"/>	<input type="text"/>	<input type="text"/>	<input type="text"/>	<input type="text"/>
<u>Hispanic/Latino</u>	<input type="text" value="1"/>	<input type="text" value="1"/>	<input type="text"/>	<input type="text" value="1"/>	<input type="text"/>
<u>American Indian or Alaska Native</u>	<input type="text"/>	<input type="text"/>	<input type="text" value="2"/>	<input type="text"/>	<input type="text"/>
<u>Asian</u>	<input type="text" value="1"/>	<input type="text"/>	<input type="text" value="6"/>	<input type="text" value="1"/>	<input type="text"/>
<u>Black or African American</u>	<input type="text"/>	<input type="text" value="1"/>	<input type="text" value="2"/>	<input type="text" value="1"/>	<input type="text"/>
<u>Native Hawaiian or Other Pacific Islander</u>	<input type="text"/>	<input type="text"/>	<input type="text"/>	<input type="text"/>	<input type="text"/>
<u>White</u>	<input type="text" value="39"/>	<input type="text" value="29"/>	<input type="text" value="78"/>	<input type="text" value="12"/>	<input type="text"/>
Two or more races	<input type="text" value="1"/>	<input type="text"/>	<input type="text"/>	<input type="text"/>	<input type="text"/>
<u>Race and ethnicity unknown</u>	<input type="text" value="5"/>	<input type="text" value="3"/>	<input type="text" value="2"/>	<input type="text" value="3"/>	<input type="text"/>
Total men	48	34	90	18	0

Women

Race/ethnicity	<u>Management Occupations</u> 11-0000	<u>Business and Financial Operations Occupations</u> 13-0000	<u>Computer, Engineering, and Science Occupations</u> 15-0000 + 17-0000 + 19-0000	<u>Community, Social Service, Legal, Arts, Design, Entertainment, Sports, and Media Occupations</u> 21-0000 + 23-0000 + 27-0000	<u>Healthcare Practitioners and Technical Occupations</u> 29-0000
Nonresident alien	<input type="text" value="1"/>	<input type="text" value="1"/>	<input type="text" value="1"/>	<input type="text"/>	<input type="text"/>
Hispanic/Latino	<input type="text" value="2"/>	<input type="text" value="1"/>	<input type="text" value="2"/>	<input type="text" value="2"/>	<input type="text"/>
American Indian or Alaska Native	<input type="text" value="1"/>	<input type="text"/>	<input type="text"/>	<input type="text"/>	<input type="text"/>
Asian	<input type="text" value="1"/>	<input type="text" value="6"/>	<input type="text" value="4"/>	<input type="text" value="2"/>	<input type="text"/>
Black or African American	<input type="text" value="2"/>	<input type="text" value="1"/>	<input type="text" value="3"/>	<input type="text"/>	<input type="text"/>
Native Hawaiian or Other Pacific Islander	<input type="text"/>	<input type="text"/>	<input type="text"/>	<input type="text"/>	<input type="text"/>
White	<input type="text" value="43"/>	<input type="text" value="67"/>	<input type="text" value="67"/>	<input type="text" value="39"/>	<input type="text"/>
Two or more races	<input type="text" value="1"/>	<input type="text"/>	<input type="text" value="1"/>	<input type="text" value="1"/>	<input type="text"/>
<u>Race and ethnicity unknown</u>	<input type="text" value="6"/>	<input type="text" value="7"/>	<input type="text" value="4"/>	<input type="text" value="2"/>	<input type="text"/>
Total women	57	83	82	46	0

Total	105	117	172	64	0
--------------	------------	------------	------------	-----------	----------

(men+women)					
Total from prior year	118	114	209	66	

Part B1 - Full-time Non-instructional Staff by Occupational Category

Number of **Full-time** Non-instructional Staff by Occupational Category

As of November 1, 2020

- Report Hispanic/Latino individuals of any race as Hispanic/Latino
- Report race for non-Hispanic/Latino individuals only

Men

Race/ethnicity	<u>Service Occupations</u> 31-0000 + 33-0000 + 35-0000 + 37-0000 + 39-0000	<u>Sales and Related</u> <u>Occupations</u> 41-0000	<u>Office and Administrative</u> <u>Support Occupations</u> 43-0000	<u>Natural Resources,</u> <u>Construction, and</u> <u>Maintenance Occupations</u> 45-0000 + 47-0000 + 49-0000	<u>Production, Transportation, and</u> <u>Material Moving Occupations</u> 51-0000 + 53-0000	Grand Total (All full-time staff)
<u>Nonresident alien</u>	<input type="text"/>	<input type="text"/>	<input type="text"/>	<input type="text"/>	<input type="text"/>	1
<u>Hispanic/Latino</u>	<input type="text"/>	<input type="text"/>	<input type="text"/>	<input type="text"/>	<input type="text"/>	3
<u>American Indian or Alaska Native</u>	<input type="text"/>	<input type="text"/>	<input type="text"/>	<input type="text"/>	<input type="text"/>	2
<u>Asian</u>	<input type="text"/>	<input type="text"/>	<input type="text"/>	<input type="text"/>	<input type="text"/>	8
<u>Black or African American</u>	<input type="text"/>	<input type="text"/>	<input type="text"/>	<input type="text"/>	<input type="text"/>	4
<u>Native Hawaiian or Other Pacific Islander</u>	<input type="text"/>	<input type="text"/>	<input type="text"/>	<input type="text"/>	<input type="text"/>	0
<u>White</u>	<input type="text"/>	<input type="text"/>	<input type="text" value="7"/>	<input type="text"/>	<input type="text"/>	166
Two or more races	<input type="text"/>	<input type="text"/>	<input type="text" value="1"/>	<input type="text"/>	<input type="text"/>	2
<u>Race and ethnicity unknown</u>	<input type="text"/>	<input type="text"/>	<input type="text"/>	<input type="text"/>	<input type="text"/>	13
Total men	0	0	8	0	0	199

Women

Race/ethnicity	<u>Service Occupations</u> 31-0000 + 33-0000 + 35-0000 + 37-0000 + 39-0000	<u>Sales and Related</u> <u>Occupations</u> 41-0000	<u>Office and Administrative</u> <u>Support Occupations</u> 43-0000	<u>Natural Resources,</u> <u>Construction, and</u> <u>Maintenance Occupations</u> 45-0000 + 47-0000 + 49-0000	<u>Production, Transportation, and</u> <u>Material Moving Occupations</u> 51-0000 + 53-0000	Grand Total (All full-time staff)
Nonresident alien	<input type="text"/>	<input type="text"/>	<input type="text"/>	<input type="text"/>	<input type="text"/>	3
Hispanic/Latino	<input type="text"/>	<input type="text"/>	<input type="text"/>	<input type="text"/>	<input type="text"/>	7
American Indian or Alaska Native	<input type="text"/>	<input type="text"/>	<input type="text"/>	<input type="text"/>	<input type="text"/>	1
Asian	<input type="text"/>	<input type="text"/>	<input type="text"/>	<input type="text"/>	<input type="text"/>	13
Black or African American	<input type="text"/>	<input type="text"/>	<input type="text"/>	<input type="text"/>	<input type="text"/>	6
Native Hawaiian or Other Pacific Islander	<input type="text"/>	<input type="text"/>	<input type="text"/>	<input type="text"/>	<input type="text"/>	0
White	<input type="text"/>	<input type="text"/>	<input type="text" value="23"/>	<input type="text"/>	<input type="text"/>	239
Two or more races	<input type="text"/>	<input type="text"/>	<input type="text"/>	<input type="text"/>	<input type="text"/>	3
<u>Race and ethnicity unknown</u>	<input type="text"/>	<input type="text"/>	<input type="text" value="2"/>	<input type="text"/>	<input type="text"/>	21

Total women	0	0	25	0	0	293
Total (men+women)	0	0	33	0	0	492
Total from prior year			49			562

Part B2 - Full-time Non-instructional Staff by Occupational Category and Contract Length

Number of **Full-time** Non-instructional Staff

As of November 1, 2020

Occupational category	With Faculty Status				Without Faculty Status	Total
	Multi-year	Annual contract	Less-than-annual contract	Indefinite duration (continuing or at-will)		
<u>Research staff</u>	<input type="text"/>	<input type="text"/>	<input type="text"/>	<input type="text"/>	<input type="text"/>	0
<u>Public Service staff</u>	<input type="text"/>	<input type="text"/>	<input type="text"/>	<input type="text"/>	<input type="text"/>	0
<u>Archivists, Curators, and Museum Technicians</u> 25-4010	<input type="text"/>	<input type="text"/>	<input type="text"/>	<input type="text"/>	<input type="text"/>	0
<u>Librarians and Media Collections Specialists</u> 25-4020	<input type="text"/>	<input type="text"/>	<input type="text"/>	<input type="text"/>	<input type="text"/>	0
<u>Library Technicians</u> 25-4030	<input type="text"/>	<input type="text"/>	<input type="text"/>	<input type="text"/>	<input type="text"/>	0
i <u>Student and Academic Affairs and Other Education Services Occupations</u> 25-2000 + 25-3000 + 25-9000	<input type="text"/>	<input type="text"/>	<input type="text"/>	<input type="text"/>	<input type="text" value="1"/>	1
<u>Management Occupations</u> 11-0000	<input type="text"/>	<input type="text"/>	<input type="text"/>	<input type="text"/>	<input type="text" value="105"/>	105
<u>Business and Financial Operations Occupations</u> 13-0000	<input type="text"/>	<input type="text"/>	<input type="text"/>	<input type="text"/>	<input type="text" value="117"/>	117
<u>Computer, Engineering, and Science Occupations</u> 15-0000 + 17-0000 + 19-0000	<input type="text"/>	<input type="text"/>	<input type="text"/>	<input type="text"/>	<input type="text" value="172"/>	172
<u>Community, Social Service, Legal, Arts, Design, Entertainment, Sports, and Media Occupations</u> 21-0000 + 23-0000 + 27-0000	<input type="text"/>	<input type="text"/>	<input type="text"/>	<input type="text"/>	<input type="text" value="64"/>	64
<u>Healthcare Practitioners and Technical Occupations</u> 29-0000	<input type="text"/>	<input type="text"/>	<input type="text"/>	<input type="text"/>	<input type="text"/>	0
Total	0	0	0	0	459	459
Total from prior year					513	513

Part C - Full-time Summary

Summary of Full-time Staff

As of November 1, 2020

- Data will not be generated on this screen until the relevant screens in the previous section have been completed.

Occupational category	With Faculty Status				Without Faculty Status	Total
	Multi-year	Annual contract	Less-than-annual contract	Indefinite duration (continuing or at-will)		
Primarily Instruction	0	0	0	0	0	0
Exclusively credit	0					0
Exclusively not-for-credit						0
Combined credit/not-for-credit						0
Instruction/research/public service staff						0
Research staff						0
Public Service staff						0
Archivists, Curators, and Museum Technicians 25-4010						0
Librarians and Media Collections Specialists 25-4020						0
Library Technicians 25-4030						0
Student and Academic Affairs and Other Education Services Occupations 25-2000 + 25-3000 + 25-9000					1	1
Management Occupations 11-0000					105	105
Business and Financial Operations Occupations 13-0000					117	117
Computer, Engineering, and Science Occupations 15-0000 + 17-0000 + 19-0000					172	172
Community, Social Service, Legal, Arts, Design, Entertainment, Sports, and Media Occupations 21-0000 + 23-0000 + 27-0000					64	64
Healthcare Practitioners and Technical Occupations 29-0000						0
Service Occupations 31-0000 + 33-0000 + 35-0000 + 37-0000 + 39-0000						0
Sales and Related Occupations 41-0000						0
Office and Administrative Support Occupations 43-0000						33
Natural Resources, Construction, and Maintenance Occupations 45-0000 + 47-0000 + 49-0000						0
Production, Transportation, and Material Moving Occupations 51-0000 + 53-0000						0
Total						492

Part G4 - Salary Outlays for Non-instructional Staff

Salary Outlays for **Full-time** Non-instructional Staff

Annual Salary Outlays, 2020-21

Occupational category	i Number of full-time staff (carried forward from the Part B - FT, non-instructional staff screens)	i Total annual salary outlays
<u>Research staff</u>	0	<input type="text"/>
<u>Public Service staff</u>	0	<input type="text"/>
<u>Library and Student and Academic Affairs and Other Education Services Occupations</u> <u>25-4000 + 25-2000 + 25-3000 + 25-9000</u>	1	<input type="text" value="45,900"/>
<u>Management Occupations</u> 11-0000	105	<input type="text" value="13,881,425"/>
<u>Business and Financial Operations Occupations</u> 13-0000	117	<input type="text" value="8,443,045"/>
<u>Computer, Engineering, and Science Occupations</u> 15-0000 + 17-0000 + 19-0000	172	<input type="text" value="12,748,904"/>
<u>Community, Social Service, Legal, Arts, Design, Entertainment, Sports, and Media Occupations</u> 21-0000 + 23-0000 + 27-0000	64	<input type="text" value="4,368,951"/>
<u>Healthcare Practitioners and Technical Occupations</u> 29-0000	0	<input type="text"/>
<u>Service Occupations</u> 31-0000 + 33-0000 + 35-0000 + 37-0000 + 39-0000	0	<input type="text"/>
<u>Sales and Related Occupations</u> 41-0000	0	<input type="text"/>
<u>Office and Administrative Support Occupations</u> 43-0000	33	<input type="text" value="1,564,626"/>
<u>Natural Resources, Construction, and Maintenance Occupations</u> 45-0000 + 47-0000 + 49-0000	0	<input type="text"/>
<u>Production, Transportation, and Material Moving Occupations</u> 51-0000 + 53-0000	0	<input type="text"/>

Part D - Part-time Staff by Occupational Category

Number of **Part-time Staff** by Occupational Category

As of November 1, 2020

- Report Hispanic/Latino individuals of any race as Hispanic/Latino
- Report race for non-Hispanic/Latino individuals only

Men

Race/ethnicity	<u>Instructional staff</u>	<u>Research staff</u>	<u>Public Service staff</u>
<u>Nonresident alien</u>	<input type="text" value="0"/>	<input type="text"/>	<input type="text"/>
<u>Hispanic/Latino</u>	<input type="text"/>	<input type="text"/>	<input type="text"/>
<u>American Indian or Alaska Native</u>	<input type="text"/>	<input type="text"/>	<input type="text"/>
<u>Asian</u>	<input type="text"/>	<input type="text"/>	<input type="text"/>
<u>Black or African American</u>	<input type="text"/>	<input type="text"/>	<input type="text"/>
<u>Native Hawaiian or Other Pacific Islander</u>	<input type="text"/>	<input type="text"/>	<input type="text"/>
<u>White</u>	<input type="text"/>	<input type="text"/>	<input type="text"/>
Two or more races	<input type="text"/>	<input type="text"/>	<input type="text"/>
<u>Race and ethnicity unknown</u>	<input type="text"/>	<input type="text"/>	<input type="text"/>
Total men	0	0	0

Women

Race/ethnicity	<u>Instructional staff</u>	<u>Research staff</u>	<u>Public Service staff</u>
Nonresident alien	<input type="text"/>	<input type="text"/>	<input type="text"/>
Hispanic/Latino	<input type="text"/>	<input type="text"/>	<input type="text"/>
American Indian or Alaska Native	<input type="text"/>	<input type="text"/>	<input type="text"/>
Asian	<input type="text"/>	<input type="text"/>	<input type="text"/>
Black or African American	<input type="text"/>	<input type="text"/>	<input type="text"/>
Native Hawaiian or Other Pacific Islander	<input type="text"/>	<input type="text"/>	<input type="text"/>
White	<input type="text"/>	<input type="text"/>	<input type="text"/>
Two or more races	<input type="text"/>	<input type="text"/>	<input type="text"/>
Race and ethnicity unknown	<input type="text"/>	<input type="text"/>	<input type="text"/>
Total women	0	0	0

Total (men+women)	0	0	0
Total from prior year			

Part D - Part-time Staff by Occupational Category

Number of **Part-time Staff** by Occupational Category

As of November 1, 2020

- Report Hispanic/Latino individuals of any race as Hispanic/Latino
- Report race for non-Hispanic/Latino individuals only

Men

Race/ethnicity	<u>Archivists, Curators, and Museum Technicians</u> 25-4010	<u>Librarians and Media Collections Specialists</u> 25-4020	<u>Library Technicians</u> 25-4030	<u>Student and Academic Affairs and Other Education Services Occupations</u> 25-2000 + 25-3000 + 25-9000	<u>Library and Student and Academic Affairs and Other Education Services Occupations</u>
<u>Nonresident alien</u>	<input type="text"/>	<input type="text"/>	<input type="text"/>	<input type="text"/>	0
<u>Hispanic/Latino</u>	<input type="text"/>	<input type="text"/>	<input type="text"/>	<input type="text"/>	0
<u>American Indian or Alaska Native</u>	<input type="text"/>	<input type="text"/>	<input type="text"/>	<input type="text"/>	0
<u>Asian</u>	<input type="text"/>	<input type="text"/>	<input type="text"/>	<input type="text"/>	0
<u>Black or African American</u>	<input type="text"/>	<input type="text"/>	<input type="text"/>	<input type="text"/>	0
<u>Native Hawaiian or Other Pacific Islander</u>	<input type="text"/>	<input type="text"/>	<input type="text"/>	<input type="text"/>	0
<u>White</u>	<input type="text"/>	<input type="text"/>	<input type="text"/>	<input type="text"/>	0
Two or more races	<input type="text"/>	<input type="text"/>	<input type="text"/>	<input type="text"/>	0
<u>Race and ethnicity unknown</u>	<input type="text"/>	<input type="text"/>	<input type="text"/>	<input type="text"/>	0
Total men	0	0	0	0	0

Women

Race/ethnicity	<u>Archivists, Curators, and Museum Technicians</u> 25-4010	<u>Librarians and Media Collections Specialists</u> 25-4020	<u>Library Technicians</u> 25-4030	<u>Student and Academic Affairs and Other Education Services Occupations</u> 25-2000 + 25-3000 + 25-9000	<u>Library and Student and Academic Affairs and Other Education Services Occupations</u>
Nonresident alien	<input type="text"/>	<input type="text"/>	<input type="text"/>	<input type="text"/>	0
Hispanic/Latino	<input type="text"/>	<input type="text"/>	<input type="text"/>	<input type="text"/>	0
American Indian or Alaska Native	<input type="text"/>	<input type="text"/>	<input type="text"/>	<input type="text"/>	0
Asian	<input type="text"/>	<input type="text"/>	<input type="text"/>	<input type="text"/>	0
Black or African American	<input type="text"/>	<input type="text"/>	<input type="text"/>	<input type="text"/>	0
Native Hawaiian or Other Pacific Islander	<input type="text"/>	<input type="text"/>	<input type="text"/>	<input type="text"/>	0
White	<input type="text"/>	<input type="text"/>	<input type="text"/>	<input type="text" value="1"/>	1
Two or more races	<input type="text"/>	<input type="text"/>	<input type="text"/>	<input type="text"/>	0
Race and ethnicity unknown	<input type="text"/>	<input type="text"/>	<input type="text"/>	<input type="text"/>	0
Total women	0	0	0	1	1
Total (men+women)	0	0	<input checked="" type="checkbox"/> 0	1	1

Total from prior year			1	2	3
-----------------------	--	--	---	---	---

Part D - Part-time Staff by Occupational Category

Number of **Part-time Staff**

As of November 1, 2020

- Report Hispanic/Latino individuals of any race as Hispanic/Latino
- Report race for non-Hispanic/Latino individuals only

Men

Race/ethnicity	<u>Management Occupations</u> 11-0000	<u>Business and Financial Operations Occupations</u> 13-0000	<u>Computer, Engineering, and Science Occupations</u> 15-0000 + 17-0000 + 19-0000	<u>Community, Social Service, Legal, Arts, Design, Entertainment, Sports, and Media Occupations</u> 21-0000 + 23-0000 + 27-0000	<u>Healthcare Practitioners and Technical Occupations</u> 29-0000
<u>Nonresident alien</u>	<input type="text"/>	<input type="text"/>	<input type="text"/>	<input type="text"/>	<input type="text"/>
<u>Hispanic/Latino</u>	<input type="text"/>	<input type="text"/>	<input type="text"/>	<input type="text"/>	<input type="text"/>
<u>American Indian or Alaska Native</u>	<input type="text"/>	<input type="text"/>	<input type="text"/>	<input type="text"/>	<input type="text"/>
<u>Asian</u>	<input type="text"/>	<input type="text"/>	<input type="text"/>	<input type="text"/>	<input type="text"/>
<u>Black or African American</u>	<input type="text"/>	<input type="text"/>	<input type="text"/>	<input type="text"/>	<input type="text"/>
<u>Native Hawaiian or Other Pacific Islander</u>	<input type="text"/>	<input type="text"/>	<input type="text"/>	<input type="text"/>	<input type="text"/>
<u>White</u>	<input type="text" value="1"/>	<input type="text" value="1"/>	<input type="text" value="2"/>	<input type="text" value="2"/>	<input type="text"/>
Two or more races	<input type="text"/>	<input type="text"/>	<input type="text" value="1"/>	<input type="text"/>	<input type="text"/>
<u>Race and ethnicity unknown</u>	<input type="text"/>	<input type="text" value="1"/>	<input type="text" value="1"/>	<input type="text"/>	<input type="text"/>
Total men	1	2	4	2	0

Women

Race/ethnicity	<u>Management Occupations</u> 11-0000	<u>Business and Financial Operations Occupations</u> 13-0000	<u>Computer, Engineering, and Science Occupations</u> 15-0000 + 17-0000 + 19-0000	<u>Community, Social Service, Legal, Arts, Design, Entertainment, Sports, and Media Occupations</u> 21-0000 + 23-0000 + 27-0000	<u>Healthcare Practitioners and Technical Occupations</u> 29-0000
Nonresident alien	<input type="text"/>	<input type="text"/>	<input type="text"/>	<input type="text"/>	<input type="text"/>
Hispanic/Latino	<input type="text"/>	<input type="text"/>	<input type="text"/>	<input type="text"/>	<input type="text"/>
American Indian or Alaska Native	<input type="text"/>	<input type="text"/>	<input type="text"/>	<input type="text"/>	<input type="text"/>
Asian	<input type="text"/>	<input type="text" value="1"/>	<input type="text"/>	<input type="text" value="1"/>	<input type="text"/>
Black or African American	<input type="text"/>	<input type="text"/>	<input type="text" value="1"/>	<input type="text"/>	<input type="text"/>
Native Hawaiian or Other Pacific Islander	<input type="text"/>	<input type="text"/>	<input type="text"/>	<input type="text"/>	<input type="text"/>
White	<input type="text"/>	<input type="text" value="10"/>	<input type="text" value="4"/>	<input type="text"/>	<input type="text"/>
Two or more races	<input type="text"/>	<input type="text"/>	<input type="text"/>	<input type="text"/>	<input type="text"/>
Race and ethnicity unknown	<input type="text"/>	<input type="text"/>	<input type="text"/>	<input type="text" value="1"/>	<input type="text"/>
Total women	0	11	5	2	0

Total	1	13	9	4	0
--------------	----------	-----------	----------	----------	----------

(men+women)					
Total from prior year	5	17	9	7	

Part D - Part-time Staff by Occupational Category

Number of Part-time Staff

As of November 1, 2020

- Report Hispanic/Latino individuals of any race as Hispanic/Latino
- Report race for non-Hispanic/Latino individuals only

Men

Race/ethnicity	<u>Service Occupations</u> 31-0000 + 33-0000 + 35-0000 + 37-0000 + 39-0000	<u>Sales and Related</u> <u>Occupations</u> 41-0000	<u>Office and Administrative</u> <u>Support Occupations</u> 43-0000	<u>Natural Resources,</u> <u>Construction, and</u> <u>Maintenance Occupations</u> 45-0000 + 47-0000 + 49-0000	<u>Production,</u> <u>Transportation, and</u> <u>Material Moving</u> <u>Occupations</u> 51-0000 + 53-0000	Grand Total (All part-time staff)
<u>Nonresident alien</u>	<input type="text"/>	<input type="text"/>	<input type="text"/>	<input type="text"/>	<input type="text"/>	0
<u>Hispanic/Latino</u>	<input type="text"/>	<input type="text"/>	<input type="text"/>	<input type="text"/>	<input type="text"/>	0
<u>American Indian or Alaska Native</u>	<input type="text"/>	<input type="text"/>	<input type="text"/>	<input type="text"/>	<input type="text"/>	0
<u>Asian</u>	<input type="text"/>	<input type="text"/>	<input type="text"/>	<input type="text"/>	<input type="text"/>	0
<u>Black or African American</u>	<input type="text"/>	<input type="text"/>	<input type="text"/>	<input type="text"/>	<input type="text"/>	0
<u>Native Hawaiian or Other Pacific Islander</u>	<input type="text"/>	<input type="text"/>	<input type="text"/>	<input type="text"/>	<input type="text"/>	0
<u>White</u>	<input type="text"/>	<input type="text"/>	<input type="text"/>	<input type="text"/>	<input type="text"/>	6
Two or more races	<input type="text"/>	<input type="text"/>	<input type="text"/>	<input type="text"/>	<input type="text"/>	1
<u>Race and ethnicity unknown</u>	<input type="text"/>	<input type="text"/>	<input type="text" value="1"/>	<input type="text"/>	<input type="text"/>	3
Total men	0	0	1	0	0	10

Women

Race/ethnicity	<u>Service Occupations</u> 31-0000 + 33-0000 + 35-0000 + 37-0000 + 39-0000	<u>Sales and Related</u> <u>Occupations</u> 41-0000	<u>Office and Administrative</u> <u>Support Occupations</u> 43-0000	<u>Natural Resources,</u> <u>Construction, and</u> <u>Maintenance Occupations</u> 45-0000 + 47-0000 + 49-0000	<u>Production,</u> <u>Transportation, and</u> <u>Material Moving</u> <u>Occupations</u> 51-0000 + 53-0000	Grand Total (All part-time staff)
Nonresident alien	<input type="text"/>	<input type="text"/>	<input type="text"/>	<input type="text"/>	<input type="text"/>	0
Hispanic/Latino	<input type="text"/>	<input type="text"/>	<input type="text"/>	<input type="text"/>	<input type="text"/>	0
American Indian or Alaska Native	<input type="text"/>	<input type="text"/>	<input type="text"/>	<input type="text"/>	<input type="text"/>	0
Asian	<input type="text"/>	<input type="text"/>	<input type="text"/>	<input type="text"/>	<input type="text"/>	2
Black or African American	<input type="text"/>	<input type="text"/>	<input type="text"/>	<input type="text"/>	<input type="text"/>	1
Native Hawaiian or Other Pacific Islander	<input type="text"/>	<input type="text"/>	<input type="text"/>	<input type="text"/>	<input type="text"/>	0
White	<input type="text"/>	<input type="text"/>	<input type="text" value="3"/>	<input type="text"/>	<input type="text"/>	18
Two or more races	<input type="text"/>	<input type="text"/>	<input type="text"/>	<input type="text"/>	<input type="text"/>	0
Race and ethnicity unknown	<input type="text"/>	<input type="text"/>	<input type="text"/>	<input type="text"/>	<input type="text"/>	1

Total women	0	0	3	0	0	22
Total (men+women)	0	0	4	0	0	32
Total from prior year			3			44

Part D - Graduate assistants

Number of Graduate Assistants

As of November 1, 2020

- Report Hispanic/Latino individuals of any race as Hispanic/Latino
- Report race for non-Hispanic/Latino individuals only

Men

Race/ethnicity	<u>Teaching</u> 25-9044	<u>Research</u>	<u>Other</u> 11-0000, 13-0000, 15-0000, 17-0000, 19-0000, 21-0000, 23-0000, 27-0000, 25-4000, 25-4010, 25-4020, 25-4030, 25-2000, 25-3000, 25-9000, 29-0000	Total
<u>Nonresident alien</u>	<input type="text"/>	<input type="text"/>	<input type="text"/>	0
<u>Hispanic/Latino</u>	<input type="text"/>	<input type="text"/>	<input type="text"/>	0
<u>American Indian or Alaska Native</u>	<input type="text"/>	<input type="text"/>	<input type="text"/>	0
<u>Asian</u>	<input type="text"/>	<input type="text"/>	<input type="text"/>	0
<u>Black or African American</u>	<input type="text"/>	<input type="text"/>	<input type="text"/>	0
<u>Native Hawaiian or Other Pacific Islander</u>	<input type="text"/>	<input type="text"/>	<input type="text"/>	0
<u>White</u>	<input type="text"/>	<input type="text"/>	<input type="text"/>	0
Two or more races	<input type="text"/>	<input type="text"/>	<input type="text"/>	0
<u>Race and ethnicity unknown</u>	<input type="text"/>	<input type="text"/>	<input type="text" value="1"/>	1
Total men	0	0	1	1

Women




Race/ethnicity	<u>Teaching</u> 25-9044	<u>Research</u>	<u>Other</u> 11-0000, 13-0000, 15-0000, 17-0000, 19-0000, 21-0000, 23-0000, 27-0000, 25-4000, 25-4010, 25-4020, 25-4030, 25-2000, 25-3000, 25-9000, 29-0000	Total
Nonresident alien	<input type="text"/>	<input type="text"/>	<input type="text"/>	0
Hispanic/Latino	<input type="text"/>	<input type="text"/>	<input type="text"/>	0
American Indian or Alaska Native	<input type="text"/>	<input type="text"/>	<input type="text"/>	0
Asian	<input type="text"/>	<input type="text"/>	<input type="text"/>	0
Black or African American	<input type="text"/>	<input type="text"/>	<input type="text"/>	0
Native Hawaiian or Other Pacific Islander	<input type="text"/>	<input type="text"/>	<input type="text"/>	0
White	<input type="text"/>	<input type="text"/>	<input type="text"/>	0
Two or more races	<input type="text"/>	<input type="text"/>	<input type="text" value="1"/>	1
Race and ethnicity unknown	<input type="text"/>	<input type="text"/>	<input type="text" value="1"/>	1
Total women	0	0	2	2

Total (men+women)	0	0	3	<input checked="" type="checkbox"/> 3
Total from prior year			4	4

Part E - Part-time Staff by Occupational Category and Contract Length

Number of Part-time Staff

As of November 1, 2020

Occupational category	With Faculty Status				Without Faculty Status	Total
	Multi-year	Annual contract	Less-than-annual contract	Indefinite duration (continuing or at-will)		
<u>Primarily Instruction</u>	0	0	0	0	0	0
 Exclusively credit	<input type="text"/>	<input type="text"/>	<input type="text"/>	<input type="text"/>	<input type="text"/>	0
 Exclusively not-for-credit	<input type="text"/>	<input type="text"/>	<input type="text"/>	<input type="text"/>	<input type="text"/>	0
Combined credit/not-for-credit	<input type="text"/>	<input type="text"/>	<input type="text"/>	<input type="text"/>	<input type="text"/>	0
<u>Instruction/research/public service staff</u>	<input type="text"/>	<input type="text"/>	<input type="text"/>	<input type="text"/>	<input type="text"/>	0
<u>Research staff</u>	<input type="text"/>	<input type="text"/>	<input type="text"/>	<input type="text"/>	<input type="text"/>	0
<u>Public Service staff</u>	<input type="text"/>	<input type="text"/>	<input type="text"/>	<input type="text"/>	<input type="text"/>	0
<u>Archivists, Curators, and Museum Technicians</u> 25-4010	<input type="text"/>	<input type="text"/>	<input type="text"/>	<input type="text"/>	<input type="text"/>	0
<u>Librarians and Media Collections Specialists</u> 25-4020	<input type="text"/>	<input type="text"/>	<input type="text"/>	<input type="text"/>	<input type="text"/>	0
<u>Library Technicians</u> 25-4030	<input type="text"/>	<input type="text"/>	<input type="text"/>	<input type="text"/>	<input type="text"/>	0
 <u>Student and Academic Affairs and Other Education Services Occupations</u> 25-2000 + 25-3000 + 25-9000	<input type="text"/>	<input type="text"/>	<input type="text"/>	<input type="text"/>	<input type="text" value="1"/>	1
<u>Management Occupations</u> 11-0000	<input type="text"/>	<input type="text"/>	<input type="text"/>	<input type="text"/>	<input type="text" value="1"/>	1
<u>Business and Financial Operations Occupations</u> 13-0000	<input type="text"/>	<input type="text"/>	<input type="text"/>	<input type="text"/>	<input type="text" value="13"/>	13
<u>Computer, Engineering, and Science Occupations</u> 15-0000 + 17-0000 + 19-0000	<input type="text"/>	<input type="text"/>	<input type="text"/>	<input type="text"/>	<input type="text" value="9"/>	9
<u>Community, Social Service, Legal, Arts, Design, Entertainment, Sports, and Media Occupations</u> 21-0000 + 23-0000 + 27-0000	<input type="text"/>	<input type="text"/>	<input type="text"/>	<input type="text"/>	<input type="text" value="4"/>	4
<u>Healthcare Practitioners and Technical Occupations</u> 29-0000	<input type="text"/>	<input type="text"/>	<input type="text"/>	<input type="text"/>	<input type="text"/>	0
Total	0	0	0	0	28	28
Total from prior year					41	41

Part F - Part-time Summary

Summary of Part-time Staff

As of November 1, 2020

Occupational category	With Faculty Status				Without Faculty Status	Total
	Multi-year	Annual contract	Less-than-annual contract	Indefinite duration (continuing or at-will)		
Primarily Instruction	0	0	0	0	0	0
Exclusively credit						0
Exclusively not-for-credit						0
Combined credit/not-for-credit						0
Instruction/research/public service staff						0
Research staff						0
Public Service staff						0
Archivists, Curators, and Museum Technicians 25-4010						0
Librarians and Media Collections Specialists 25-4020						0
Library Technicians 25-4030						0
Student and Academic Affairs and Other Education Services Occupations 25-2000 + 25-3000 + 25-9000					1	1
Management Occupations 11-0000					1	1
Business and Financial Operations Occupations 13-0000					13	13
Computer, Engineering, and Science Occupations 15-0000 + 17-0000 + 19-0000					9	9
Community, Social Service, Legal, Arts, Design, Entertainment, Sports, and Media Occupations 21-0000 + 23-0000 + 27-0000					4	4
Healthcare Practitioners and Technical Occupations 29-0000						0
Service Occupations 31-0000 + 33-0000 + 35-0000 + 37-0000 + 39-0000						0
Sales and Related Occupations 41-0000						0
Office and Administrative Support Occupations 43-0000						4
Natural Resources, Construction, and Maintenance Occupations 45-0000 + 47-0000 + 49-0000						0
Production, Transportation, and Material Moving Occupations 51-0000 + 53-0000						0
Graduate Assistants						3
Teaching 25-9044						0
Research						0

	Other 11-0000, 13-0000, 15-0000, 17-0000, 19-0000, 21-0000, 23-0000, 27-0000, 25-4000, 25-4010, 25-4020, 25-4030, 25-2000, 25-3000, 25-9000, 29-0000		3
Total			35

Part H - New Hires, Full-time Instructional Staff by Contract Length

Number of Newly Hired Full-time Permanent Instructional Staff

(Hired full-time between November 1, 2019 - October 31, 2020)

- Report Hispanic/Latino individuals of any race as Hispanic/Latino
- Report race for non-Hispanic/Latino individuals only
- Include both Primarily Instruction and Instruction Combined with Research and Public Service

Men

Race/ethnicity	With <u>Faculty Status</u>				Without Faculty Status	Total
	<u>Multi-year</u>	<u>Annual contract</u>	<u>Less-than-annual contract</u>	<u>Indefinite duration (continuing or at-will)</u>		
<u>Nonresident alien</u>	<input type="text"/>	<input type="text"/>	<input type="text"/>	<input type="text"/>	<input type="text"/>	0
<u>Hispanic/Latino</u>	<input type="text"/>	<input type="text"/>	<input type="text"/>	<input type="text"/>	<input type="text"/>	0
<u>American Indian or Alaska Native</u>	<input type="text"/>	<input type="text"/>	<input type="text"/>	<input type="text"/>	<input type="text"/>	0
<u>Asian</u>	<input type="text"/>	<input type="text"/>	<input type="text"/>	<input type="text"/>	<input type="text"/>	0
<u>Black or African American</u>	<input type="text"/>	<input type="text"/>	<input type="text"/>	<input type="text"/>	<input type="text"/>	0
<u>Native Hawaiian or Other Pacific Islander</u>	<input type="text"/>	<input type="text"/>	<input type="text"/>	<input type="text"/>	<input type="text"/>	0
<u>White</u>	<input type="text"/>	<input type="text"/>	<input type="text"/>	<input type="text"/>	<input type="text"/>	0
Two or more races	<input type="text"/>	<input type="text"/>	<input type="text"/>	<input type="text"/>	<input type="text"/>	0
<u>Race and ethnicity unknown</u>	<input type="text"/>	<input type="text"/>	<input type="text"/>	<input type="text"/>	<input type="text"/>	0
Total men	0	0	0	0	0	0

Women

Race/ethnicity	With <u>Faculty Status</u>				Without Faculty Status	Total
	<u>Multi-year</u>	<u>Annual contract</u>	<u>Less-than-annual contract</u>	<u>Indefinite duration (continuing or at-will)</u>		
Nonresident alien	<input type="text"/>	<input type="text"/>	<input type="text"/>	<input type="text"/>	<input type="text"/>	0
Hispanic/Latino	<input type="text"/>	<input type="text"/>	<input type="text"/>	<input type="text"/>	<input type="text"/>	0
American Indian or Alaska Native	<input type="text"/>	<input type="text"/>	<input type="text"/>	<input type="text"/>	<input type="text"/>	0
Asian	<input type="text"/>	<input type="text"/>	<input type="text"/>	<input type="text"/>	<input type="text"/>	0
Black or African American	<input type="text"/>	<input type="text"/>	<input type="text"/>	<input type="text"/>	<input type="text"/>	0
Native Hawaiian or Other Pacific Islander	<input type="text"/>	<input type="text"/>	<input type="text"/>	<input type="text"/>	<input type="text"/>	0
White	<input type="text"/>	<input type="text"/>	<input type="text"/>	<input type="text"/>	<input type="text"/>	0
Two or more races	<input type="text"/>	<input type="text"/>	<input type="text"/>	<input type="text"/>	<input type="text"/>	0
Race and ethnicity unknown	<input type="text" value="0"/>	<input type="text"/>	<input type="text"/>	<input type="text"/>	<input type="text"/>	0
Total women	0	0	0	0	0	0

Total (men+women)	0	0	0	0	0	<input checked="" type="checkbox"/> 0
--------------------------	---	---	---	---	---	---------------------------------------

Part H - New Hires, Full-time Staff by Occupational Category

Number of Newly Hired Full-time Staff

(Hired full-time between November 1, 2019 - October 31, 2020)

- Report Hispanic/Latino individuals of any race as Hispanic/Latino
- Report race for non-Hispanic/Latino individuals only

Men

Race/ethnicity	<u>Instructional Staff</u> (from Part H, screen 1)	<u>Research</u> <u>staff</u>	<u>Public Service</u> <u>staff</u>	<u>Library and Student and Academic Affairs and Other Education</u> <u>Services Occupations</u> 25-4000 + 25-2000 + 25-3000 + 25-9000
<u>Nonresident alien</u>	0	<input type="text"/>	<input type="text"/>	<input type="text"/>
<u>Hispanic/Latino</u>	0	<input type="text"/>	<input type="text"/>	<input type="text"/>
<u>American Indian or Alaska Native</u>	0	<input type="text"/>	<input type="text"/>	<input type="text"/>
<u>Asian</u>	0	<input type="text"/>	<input type="text"/>	<input type="text"/>
<u>Black or African American</u>	0	<input type="text"/>	<input type="text"/>	<input type="text"/>
<u>Native Hawaiian or Other Pacific Islander</u>	0	<input type="text"/>	<input type="text"/>	<input type="text"/>
<u>White</u>	0	<input type="text"/>	<input type="text"/>	<input type="text" value="1"/>
Two or more races	0	<input type="text"/>	<input type="text"/>	<input type="text"/>
<u>Race and ethnicity unknown</u>	0	<input type="text"/>	<input type="text"/>	<input type="text"/>
Total men	0	0	0	1

Women

Race/ethnicity	<u>Instructional Staff</u> (from Part H, screen 1)	<u>Research</u> <u>staff</u>	<u>Public Service</u> <u>staff</u>	<u>Library and Student and Academic Affairs and Other Education</u> <u>Services Occupations</u> 25-4000 + 25-2000 + 25-3000 + 25-9000
Nonresident alien	0	<input type="text"/>	<input type="text"/>	<input type="text"/>
Hispanic/Latino	0	<input type="text"/>	<input type="text"/>	<input type="text"/>
American Indian or Alaska Native	0	<input type="text"/>	<input type="text"/>	<input type="text"/>
Asian	0	<input type="text"/>	<input type="text"/>	<input type="text"/>
Black or African American	0	<input type="text"/>	<input type="text"/>	<input type="text"/>
Native Hawaiian or Other Pacific Islander	0	<input type="text"/>	<input type="text"/>	<input type="text"/>
White	0	<input type="text"/>	<input type="text"/>	<input type="text"/>
Two or more races	0	<input type="text"/>	<input type="text"/>	<input type="text"/>
Race and ethnicity unknown	0	<input type="text"/>	<input type="text"/>	<input type="text"/>
Total women	0	0	0	0
Total (men+women)	0	0	0	1

Part H - New Hires, Full-time Staff by Occupational Category

Number of Newly Hired Full-time Staff

(Hired full-time between November 1, 2019 - October 31, 2020)

- Report Hispanic/Latino individuals of any race as Hispanic/Latino
- Report race for non-Hispanic/Latino individuals only

Men

Race/ethnicity	<u>Management Occupations</u> 11-0000	<u>Business and Financial Operations Occupations</u> 13-0000	<u>Computer, Engineering, and Science Occupations</u> 15-0000 + 17-0000 + 19-0000	<u>Community, Social Service, Legal, Arts, Design, Entertainment, Sports, and Media Occupations</u> 21-0000 + 23-0000 + 27-0000	<u>Healthcare Practitioners and Technical Occupations</u> 29-0000
<u>Nonresident alien</u>	<input type="text" value="1"/>	<input type="text"/>	<input type="text"/>	<input type="text"/>	<input type="text"/>
<u>Hispanic/Latino</u>	<input type="text" value="1"/>	<input type="text" value="1"/>	<input type="text"/>	<input type="text" value="1"/>	<input type="text"/>
<u>American Indian or Alaska Native</u>	<input type="text"/>	<input type="text"/>	<input type="text" value="2"/>	<input type="text"/>	<input type="text"/>
<u>Asian</u>	<input type="text" value="1"/>	<input type="text"/>	<input type="text" value="6"/>	<input type="text" value="1"/>	<input type="text"/>
<u>Black or African American</u>	<input type="text"/>	<input type="text" value="1"/>	<input type="text" value="2"/>	<input type="text" value="1"/>	<input type="text"/>
<u>Native Hawaiian or Other Pacific Islander</u>	<input type="text"/>	<input type="text"/>	<input type="text"/>	<input type="text"/>	<input type="text"/>
<u>White</u>	<input type="text" value="39"/>	<input type="text" value="29"/>	<input type="text" value="78"/>	<input type="text" value="12"/>	<input type="text"/>
Two or more races	<input type="text" value="1"/>	<input type="text"/>	<input type="text"/>	<input type="text"/>	<input type="text"/>
<u>Race and ethnicity unknown</u>	<input type="text" value="5"/>	<input type="text" value="3"/>	<input type="text" value="2"/>	<input type="text" value="3"/>	<input type="text"/>
Total men	48	34	90	18	0

Women

Race/ethnicity	<u>Management Occupations</u> 11-0000	<u>Business and Financial Operations Occupations</u> 13-0000	<u>Computer, Engineering, and Science Occupations</u> 15-0000 + 17-0000 + 19-0000	<u>Community, Social Service, Legal, Arts, Design, Entertainment, Sports, and Media Occupations</u> 21-0000 + 23-0000 + 27-0000	<u>Healthcare Practitioners and Technical Occupations</u> 29-0000
Nonresident alien	<input type="text" value="1"/>	<input type="text" value="1"/>	<input type="text" value="1"/>	<input type="text"/>	<input type="text"/>
Hispanic/Latino	<input type="text" value="2"/>	<input type="text" value="1"/>	<input type="text" value="2"/>	<input type="text" value="2"/>	<input type="text"/>
American Indian or Alaska Native	<input type="text" value="1"/>	<input type="text"/>	<input type="text"/>	<input type="text"/>	<input type="text"/>
Asian	<input type="text" value="1"/>	<input type="text" value="6"/>	<input type="text" value="4"/>	<input type="text" value="2"/>	<input type="text"/>
Black or African American	<input type="text" value="2"/>	<input type="text" value="1"/>	<input type="text" value="3"/>	<input type="text"/>	<input type="text"/>
Native Hawaiian or Other Pacific Islander	<input type="text"/>	<input type="text"/>	<input type="text"/>	<input type="text"/>	<input type="text"/>
White	<input type="text" value="43"/>	<input type="text" value="67"/>	<input type="text" value="67"/>	<input type="text" value="39"/>	<input type="text"/>
Two or more races	<input type="text" value="1"/>	<input type="text"/>	<input type="text" value="1"/>	<input type="text" value="1"/>	<input type="text"/>
Race and ethnicity unknown	<input type="text" value="6"/>	<input type="text" value="7"/>	<input type="text" value="4"/>	<input type="text" value="2"/>	<input type="text"/>
Total women	57	83	82	46	0

Total	105	117	172	64	0
--------------	------------	------------	------------	-----------	----------

(men+women)				
-------------	--	--	--	--

Part H - New Hires, Full-time Staff by Occupational Category

Number of Newly Hired Full-time Staff

(Hired full-time between November 1, 2019 - October 31, 2020)

- Report Hispanic/Latino individuals of any race as Hispanic/Latino
- Report race for non-Hispanic/Latino individuals only

Men

Race/ethnicity	<u>Service Occupations</u> 31-0000 + 33-0000 + 35-0000 + 37-0000 + 39-0000	<u>Sales and Related Occupations</u> 41-0000	<u>Office and Administrative Support Occupations</u> 43-0000	<u>Natural Resources, Construction, and Maintenance Occupations</u> 45-0000 + 47-0000 + 49-0000	<u>Production, Transportation, and Material Moving Occupations</u> 51-0000 + 53-0000	Grand Total (All full-time new hires)
<u>Nonresident alien</u>	<input type="text"/>	<input type="text"/>	<input type="text"/>	<input type="text"/>	<input type="text"/>	1
<u>Hispanic/Latino</u>	<input type="text"/>	<input type="text"/>	<input type="text"/>	<input type="text"/>	<input type="text"/>	3
<u>American Indian or Alaska Native</u>	<input type="text"/>	<input type="text"/>	<input type="text"/>	<input type="text"/>	<input type="text"/>	2
<u>Asian</u>	<input type="text"/>	<input type="text"/>	<input type="text"/>	<input type="text"/>	<input type="text"/>	8
<u>Black or African American</u>	<input type="text"/>	<input type="text"/>	<input type="text"/>	<input type="text"/>	<input type="text"/>	4
<u>Native Hawaiian or Other Pacific Islander</u>	<input type="text"/>	<input type="text"/>	<input type="text"/>	<input type="text"/>	<input type="text"/>	0
<u>White</u>	<input type="text"/>	<input type="text"/>	<input type="text" value="7"/>	<input type="text"/>	<input type="text"/>	166
Two or more races	<input type="text"/>	<input type="text"/>	<input type="text" value="1"/>	<input type="text"/>	<input type="text"/>	2
<u>Race and ethnicity unknown</u>	<input type="text"/>	<input type="text"/>	<input type="text"/>	<input type="text"/>	<input type="text"/>	13
Total men	0	0	8	0	0	199

Women

Race/ethnicity	<u>Service Occupations</u> 31-0000 + 33-0000 + 35-0000 + 37-0000 + 39-0000	<u>Sales and Related Occupations</u> 41-0000	<u>Office and Administrative Support Occupations</u> 43-0000	<u>Natural Resources, Construction, and Maintenance Occupations</u> 45-0000 + 47-0000 + 49-0000	<u>Production, Transportation, and Material Moving Occupations</u> 51-0000 + 53-0000	Grand Total (All full-time new hires)
Nonresident alien	<input type="text"/>	<input type="text"/>	<input type="text"/>	<input type="text"/>	<input type="text"/>	3
Hispanic/Latino	<input type="text"/>	<input type="text"/>	<input type="text"/>	<input type="text"/>	<input type="text"/>	7
American Indian or Alaska Native	<input type="text"/>	<input type="text"/>	<input type="text"/>	<input type="text"/>	<input type="text"/>	1
Asian	<input type="text"/>	<input type="text"/>	<input type="text"/>	<input type="text"/>	<input type="text"/>	13
Black or African American	<input type="text"/>	<input type="text"/>	<input type="text"/>	<input type="text"/>	<input type="text"/>	6
Native Hawaiian or Other Pacific Islander	<input type="text"/>	<input type="text"/>	<input type="text"/>	<input type="text"/>	<input type="text"/>	0
White	<input type="text"/>	<input type="text"/>	<input type="text" value="23"/>	<input type="text"/>	<input type="text"/>	239
Two or more races	<input type="text"/>	<input type="text"/>	<input type="text"/>	<input type="text"/>	<input type="text"/>	3

Race and ethnicity unknown	<div></div>	<div></div>	<div>2</div>	<div></div>	<div></div>	21
Total women	0	0	25	0	0	293
Total (men+women)	0	0	33	0	0	492

Human Resources Survey Evaluation

Were any staff members difficult to categorize? If so, please explain in the box below.

Prepared by

Prepared by

Reporting Reminders:

- The name of the preparer is being collected so that we can follow up with the appropriate person in the event that there are questions concerning the data.
- The Keyholder will be copied on all email correspondence to other preparers.
- The time it took to prepare this component is being collected so that we can continue to improve our estimate of the reporting burden associated with IPEDS.
- Please include in your estimate the time it took for you to review instructions, query and search data sources, complete and review the component, and submit the data through the Data Collection System.
- Thank you for your assistance.

This survey component was prepared by:			
<input type="radio"/>	Keyholder	<input type="radio"/>	SFA Contact
<input type="radio"/>	Finance Contact	<input type="radio"/>	Academic Library Contact
<input type="radio"/>		<input type="radio"/>	HR Contact
<input type="radio"/>		<input type="radio"/>	Other
Name: <input type="text"/>			
Email: <input type="text"/>			

How many staff from your institution only were involved in the data collection and reporting process of this survey component?	
<input type="text"/>	Number of Staff (including yourself)

How many hours did you and others from your institution only spend on each of the steps below when responding to this survey component? <i>Exclude the hours spent collecting data for state and other reporting purposes.</i>				
Staff member	Collecting Data Needed	Revising Data to Match IPEDS Requirements	Entering Data	Revising and Locking Data
Your office	<input type="text"/> hours	<input type="text"/> hours	<input type="text"/> hours	<input type="text"/> hours
Other offices	<input type="text"/> hours	<input type="text"/> hours	<input type="text"/> hours	<input type="text"/> hours

Summary

Human Resources Component Summary

IPEDS collects important information regarding your institution. All data reported in IPEDS survey components become available in the IPEDS Data Center and appear as aggregated data in various Department of Education reports. Additionally, some of the reported data appears specifically for your institution through the College Navigator website and is included in your institution's Data Feedback Report (DFR). The purpose of this summary is to provide you an opportunity to view some of the data that, when accepted through the IPEDS quality control process, will appear on the College Navigator website and/or your DFR. College Navigator is updated approximately three months after the data collection period closes and Data Feedback Reports will be available through the [Data Center](#) and sent to your institution's CEO in November 2020.

Please review your data for accuracy. If you have questions about the data displayed below after reviewing the data reported on the survey screens, please contact the IPEDS Help Desk at: 1-877-225-2568 or ipedshelp@rti.org.

Number of staff by employment status and occupational category: Fall 2020			
Occupational category	Reported values		FTE staff
	Number of full-time staff	Number of part-time staff	
Total number of staff	492	32	503
Instructional Staff	0	0	0
Primary Instruction	0	0	0
Exclusively credit	0	0	0
Exclusively not-for-credit	0	0	0
Combined credit/not-for-credit	0	0	0
Instruction/research/public service	0	0	0
Research Staff	0	0	0
Public Service Staff	0	0	0
Library and Student and Academic Affairs and Other Education Services Occupations SOC	1	1	1
Librarians, Curators, and Archivists SOC 25-4000	0	0	0
Archivists, Curators, and Museum Technicians SOC 25-4010	0	0	0
Librarians SOC 25-4020	0	0	0
Library Technicians SOC 25-4030	0	0	0
Student and Academic Affairs and Other Education Services Occupations SOC 25-2000 + 25-3000 + 25-9000	1	1	1
Management Occupations SOC 11-0000	105	1	105
Business and Financial Operations Occupations SOC 13-0000	117	13	121
Computer, Engineering, and Science Occupations SOC 15-0000 + 17-0000 + 19-0000	172	9	175
Community, Social Service, Legal, Arts, Design, Entertainment, Sports and Media Occupations SOC 21-0000 + 23-0000 + 27-0000	64	4	65
Healthcare Practitioners and Technical Occupations SOC 29-0000	0	0	0
Service Occupations SOC 31-0000 + 33-0000 + 35-0000 + 37-0000 + 39-0000	0	0	0
Sales and Related Occupations SOC 41-0000	0	0	0

Office and Administrative Support Occupations SOC 43-0000	33	4	34
Natural Resources, Construction, and Maintenance Occupations SOC 45-0000 + 47-0000 + 49-0000	0	0	0
Production, Transportation, and Material Moving Occupations SOC 51-0000 + 53-0000	0	0	0

NOTE: Full-time-equivalent (FTE) staff is calculated by summing the total number of full-time staff and adding one-third of the total number of part-time staff. Graduate assistants are not included in the above figures. Many of the FTE figures may be included in the DFR.

Edit Report

Human Resources

Source	Description	Severity	Resolved	Options
Screen: B1 - FT Non-instructional, Occupation- 2				
Upload File	This number(0) is outside the expected range of between 1 and 30 based on the prior year value. Please correct your data or explain. (Error #1387)	Explanation	Yes	
Reason	The prior year value was very low so a value of less than 1 is not out of range.			
Upload File	This number(0) is outside the expected range of between 1 and 30 based on the prior year value. Please correct your data or explain. (Error #1387)	Explanation	Yes	
Reason	In the prior year the value was '1'. This reporting year the value is zero. It's not clear why that range generated an edit warning.			
Screen: D - PT Staff, Occupation - 2				
Upload File	This number(0) is outside the expected range of between 1 and 30 based on the prior year value. Please correct your data or explain. (Error #1387)	Explanation	Yes	
Reason	The range of values along this category ranges from zero to 1 in prior years. This year the value is zero.			
Screen: D - Graduate Assistants				
Upload File	The percent of these staff (men + women) whose race/ethnicity is unknown is greater than expected. Please correct your data or explain. (Error #1302)	Explanation	Yes	
Reason	Last year the value was 4 so a value of 3 is consistent and correct as reported.			
Screen: H - New Hires Instructional, Contract Length				
Perform Edits	This number is expected to be greater than zero. Please correct your data or explain. (Error #1392)	Explanation	Yes	
Reason	The unit is exclusively administrative and managerial and does not engage in instruction. Consequently a value of 0 is expected on this page.			