

## Human Resources 2020-21

Institution: University of Wisconsin-Eau Claire (240268)

User ID: 55C0011

### Overview

#### Human Resources Overview

Welcome to the IPEDS Human Resources (HR) survey component. The HR component collects important information about your institution's staff.

#### Data Reporting Reminders

- Report data to accurately reflect the time period corresponding with the IPEDS survey component, even if such reporting is seemingly inconsistent with prior-year reporting. For example, if a summer term began later than usual due to Coronavirus Pandemic postponements, continue to report using the timeframes as defined in the IPEDS instructions. NCES expects that some data reported during the 2020-21 data collection year will vary from established prior trends due to the impacts of Coronavirus Pandemic. If an error edit is triggered even when submitting accurate data, please indicate in the corresponding context box or verbally to the Help Desk that the seemingly inconsistent data are accurate and reflect the effects of Coronavirus Pandemic.
- Report each employee only once. If an employee could be coded in more than one occupation, code the employee in the occupation that requires the highest level of skill OR if there is no measurable difference in skill requirements, code the employee in the occupation in which they spend the most time.
- Report staff members difficult to categorize in the "Human Resources Survey Evaluation" box at the end of the survey.
- Enter data on each displayed screen. If a screen is not applicable, enter at least one zero in a field on the screen and save before continuing.
- When reporting salary data (applicable to degree-granting institutions only) include all full-time, non-medical school, instructional staff - both with and without faculty status.

See the instructions for the **Key Reporting Concepts** section -- basic reporting concepts that will assist you in completing the Human Resources survey component.

#### Changes to reporting for 2020-21

There are no changes for this survey component.

#### Resources:

- To download the survey materials for this component: [Survey Materials](#)
- All staff must now be reported using the new IPEDS occupational categories, which align with the 2018 Standard Occupational Classification (SOC) codes. Additional information and resources can be found in the [IPEDS HR/SOC Information Center](#), including general information about the SOC, the IPEDS/SOC crosswalk, a SOC Browse Tool, Frequently Asked Questions, and Web Tutorials.
- To access your prior year data submission for this component: [Reported Data](#)

If you have questions about completing this survey, please contact the **IPEDS Help Desk at 1-877-225-2568**.

## Human Resources Screening Questions

### Does your institution have any part-time staff?

*If you answer Yes to this question, you will be provided the screens to report part-time staff.*

- ☐ No  
☒ Yes

### Does your institution have graduate assistants?

*If you answer Yes to this question, you will be provided the screens to report graduate assistants.*

- ☐ No  
☒ Yes

### Does your institution have 15 or more full-time staff?

- ☐ No  
☒ Yes

### Does your institution have a tenure system?

*If you answer Yes to this question, you will be provided the screens to report some data by tenure status.*

- ☐ No  
☒ Yes

**Did your institution hire any full-time permanent staff who were included on the payroll of the institution between November 1, 2019 and October 31, 2020 either for the *first time* (new to the institution) or *after a break in service*?** Do not exclude persons who were no longer on the payroll as of November 1, 2020. (Exclude persons who have returned from sabbatical leave and full-time instructional staff who are working less-than-9-month contracts.)

*If you answer Yes to this question, you will be provided the screens to report full-time permanent new hires in Part H.*

- ☐ No  
☒ Yes

### Do ALL of the instructional staff at your institution fall into any of the following categories?

*If you answer Yes to any of the questions below, you will NOT be required to report Part G - Salaries for instructional staff. However, Part G will still be required for reporting data for full-time non-instructional staff.*

- ☒ No ☐ Yes Are ALL of the instructional staff military personnel?  
☒ No ☐ Yes Do ALL of the instructional staff contribute their services (e.g., members of a religious order)?

You may use the box below to provide additional context for the data you have reported above.

## Part A1 - Full-time Instructional Staff by Academic Rank and Tenure Status - Tenured

**Number of Full-time Instructional Staff With Faculty Status Tenured**

As of November 1, 2020

- Report Hispanic/Latino individuals of any race as Hispanic/Latino
- Report race for non-Hispanic/Latino individuals only
- Include both Primarily Instruction and Instruction Combined with Research and/or Public Service

**Men**

Race/ethnicity	Academic Rank					No academic rank	Total
	Professors	Associate professors	Assistant professors	Instructors	Lecturers		
<u>Nonresident alien</u>	<input type="text"/>	<input type="text"/>	<input type="text"/>	<input type="text"/>	<input type="text"/>	<input type="text"/>	0
<u>Hispanic/Latino</u>	<input type="text" value="4"/>	<input type="text" value="2"/>	<input type="text" value="1"/>	<input type="text"/>	<input type="text"/>	<input type="text"/>	7
<u>American Indian or Alaska Native</u>	<input type="text"/>	<input type="text"/>	<input type="text"/>	<input type="text"/>	<input type="text"/>	<input type="text"/>	0
<u>Asian</u>	<input type="text" value="8"/>	<input type="text" value="5"/>	<input type="text"/>	<input type="text"/>	<input type="text"/>	<input type="text"/>	13
<u>Black or African American</u>	<input type="text" value="2"/>	<input type="text" value="2"/>	<input type="text"/>	<input type="text"/>	<input type="text"/>	<input type="text"/>	4
<u>Native Hawaiian or Other Pacific Islander</u>	<input type="text"/>	<input type="text"/>	<input type="text"/>	<input type="text"/>	<input type="text"/>	<input type="text"/>	0
<u>White</u>	<input type="text" value="83"/>	<input type="text" value="30"/>	<input type="text" value="1"/>	<input type="text"/>	<input type="text"/>	<input type="text"/>	114
Two or more races	<input type="text"/>	<input type="text" value="2"/>	<input type="text"/>	<input type="text"/>	<input type="text"/>	<input type="text"/>	2
<u>Race and ethnicity unknown</u>	<input type="text"/>	<input type="text"/>	<input type="text"/>	<input type="text"/>	<input type="text"/>	<input type="text"/>	0
<b>Total men</b>	<b>97</b>	<b>41</b>	<b>2</b>	<b>0</b>	<b>0</b>	<b>0</b>	<b>140</b>

**Women**

Race/ethnicity	Academic Rank					No academic rank	Total
	Professors	Associate professors	Assistant professors	Instructors	Lecturers		
Nonresident alien	<input type="text"/>	<input type="text" value="1"/>	<input type="text"/>	<input type="text"/>	<input type="text"/>	<input type="text"/>	1
Hispanic/Latino	<input type="text" value="3"/>	<input type="text" value="2"/>	<input type="text" value="1"/>	<input type="text"/>	<input type="text"/>	<input type="text"/>	6
American Indian or Alaska Native	<input type="text" value="1"/>	<input type="text" value="2"/>	<input type="text"/>	<input type="text"/>	<input type="text"/>	<input type="text"/>	3
Asian	<input type="text" value="8"/>	<input type="text" value="4"/>	<input type="text"/>	<input type="text"/>	<input type="text"/>	<input type="text"/>	12
Black or African American	<input type="text" value="3"/>	<input type="text"/>	<input type="text"/>	<input type="text"/>	<input type="text"/>	<input type="text"/>	3
Native Hawaiian or Other Pacific Islander	<input type="text"/>	<input type="text"/>	<input type="text"/>	<input type="text"/>	<input type="text"/>	<input type="text"/>	0
White	<input type="text" value="37"/>	<input type="text" value="41"/>	<input type="text"/>	<input type="text"/>	<input type="text"/>	<input type="text"/>	78
Two or more races	<input type="text"/>	<input type="text" value="1"/>	<input type="text" value="1"/>	<input type="text"/>	<input type="text"/>	<input type="text"/>	2
Race and ethnicity unknown	<input type="text" value="1"/>	<input type="text"/>	<input type="text"/>	<input type="text"/>	<input type="text"/>	<input type="text"/>	1
<b>Total women</b>	<b>53</b>	<b>51</b>	<b>2</b>	<b>0</b>	<b>0</b>	<b>0</b>	<b>106</b>

<b>Total (men+women)</b>	<b>150</b>	<b>92</b>	<b>4</b>	<b>0</b>	<b>0</b>	<b>0</b>	<b>246</b>
Total from prior year							242

## Part A1 - Full-time Instructional Staff by Academic Rank and Tenure Status - On Tenure Track

**Number of Full-time Instructional Staff With Faculty Status On Tenure Track**

As of November 1, 2020

- Report Hispanic/Latino individuals of any race as Hispanic/Latino
- Report race for non-Hispanic/Latino individuals only
- Include both Primarily Instruction and Instruction Combined with Research and/or Public Service

**Men**

Race/ethnicity	Academic Rank					No academic rank	Total
	Professors	Associate professors	Assistant professors	Instructors	Lecturers		
<u>Nonresident alien</u>	<input type="text"/>	<input type="text"/>	<input type="text" value="8"/>	<input type="text"/>	<input type="text"/>	<input type="text"/>	<b>8</b>
<u>Hispanic/Latino</u>	<input type="text"/>	<input type="text"/>	<input type="text"/>	<input type="text"/>	<input type="text"/>	<input type="text"/>	<b>0</b>
<u>American Indian or Alaska Native</u>	<input type="text"/>	<input type="text"/>	<input type="text"/>	<input type="text"/>	<input type="text"/>	<input type="text"/>	<b>0</b>
<u>Asian</u>	<input type="text"/>	<input type="text"/>	<input type="text" value="4"/>	<input type="text"/>	<input type="text"/>	<input type="text"/>	<b>4</b>
<u>Black or African American</u>	<input type="text"/>	<input type="text"/>	<input type="text" value="1"/>	<input type="text"/>	<input type="text"/>	<input type="text"/>	<b>1</b>
<u>Native Hawaiian or Other Pacific Islander</u>	<input type="text"/>	<input type="text"/>	<input type="text"/>	<input type="text"/>	<input type="text"/>	<input type="text"/>	<b>0</b>
<u>White</u>	<input type="text"/>	<input type="text"/>	<input type="text" value="23"/>	<input type="text"/>	<input type="text"/>	<input type="text"/>	<b>23</b>
Two or more races	<input type="text"/>	<input type="text"/>	<input type="text"/>	<input type="text"/>	<input type="text"/>	<input type="text"/>	<b>0</b>
<u>Race and ethnicity unknown</u>	<input type="text"/>	<input type="text"/>	<input type="text" value="2"/>	<input type="text"/>	<input type="text"/>	<input type="text"/>	<b>2</b>
<b>Total men</b>	<b>0</b>	<b>0</b>	<b>38</b>	<b>0</b>	<b>0</b>	<b>0</b>	<b>38</b>

**Women**

Race/ethnicity	Academic Rank					No academic rank	Total
	Professors	Associate professors	Assistant professors	Instructors	Lecturers		
Nonresident alien	<input type="text"/>	<input type="text"/>	<input type="text" value="5"/>	<input type="text"/>	<input type="text"/>	<input type="text"/>	<b>5</b>
Hispanic/Latino	<input type="text"/>	<input type="text" value="1"/>	<input type="text" value="5"/>	<input type="text"/>	<input type="text"/>	<input type="text"/>	<b>6</b>
American Indian or Alaska Native	<input type="text"/>	<input type="text"/>	<input type="text"/>	<input type="text"/>	<input type="text"/>	<input type="text"/>	<b>0</b>
Asian	<input type="text"/>	<input type="text"/>	<input type="text" value="7"/>	<input type="text"/>	<input type="text"/>	<input type="text"/>	<b>7</b>
Black or African American	<input type="text"/>	<input type="text" value="1"/>	<input type="text" value="2"/>	<input type="text"/>	<input type="text"/>	<input type="text"/>	<b>3</b>
Native Hawaiian or Other Pacific Islander	<input type="text"/>	<input type="text"/>	<input type="text"/>	<input type="text"/>	<input type="text"/>	<input type="text"/>	<b>0</b>
White	<input type="text"/>	<input type="text" value="1"/>	<input type="text" value="29"/>	<input type="text"/>	<input type="text"/>	<input type="text"/>	<b>30</b>
Two or more races	<input type="text"/>	<input type="text"/>	<input type="text" value="1"/>	<input type="text"/>	<input type="text"/>	<input type="text"/>	<b>1</b>
Race and ethnicity unknown	<input type="text"/>	<input type="text"/>	<input type="text" value="5"/>	<input type="text"/>	<input type="text"/>	<input type="text"/>	<b>5</b>
<b>Total women</b>	<b>0</b>	<b>3</b>	<b>54</b>	<b>0</b>	<b>0</b>	<b>0</b>	<b>57</b>

<b>Total (men+women)</b>	<b>0</b>	<b>3</b>	<b>92</b>	<b>0</b>	<b>0</b>	<b>0</b>	<b>95</b>
Total from prior year							<b>91</b>

## Part A1 - Full-time Instructional Staff by Academic Rank and Tenure Status - Multi-Year Contract

**Number of Full-time Instructional Staff With Faculty Status Not on Tenure Track - Multi-Year Contract**

As of November 1, 2020

- Report Hispanic/Latino individuals of any race as Hispanic/Latino
- Report race for non-Hispanic/Latino individuals only
- Include both Primarily Instruction and Instruction Combined with Research and/or Public Service

**Men**

Gender and race/ethnicity	Academic Rank					No academic rank	Total
	Professors	Associate professors	Assistant professors	Instructors	Lecturers		
<u>Nonresident alien</u>	<input type="text"/>	<input type="text"/>	<input type="text"/>	<input type="text"/>	<input type="text"/>	<input type="text"/>	0
<u>Hispanic/Latino</u>	<input type="text"/>	<input type="text"/>	<input type="text"/>	<input type="text"/>	<input type="text"/>	<input type="text"/>	0
<u>American Indian or Alaska Native</u>	<input type="text"/>	<input type="text"/>	<input type="text"/>	<input type="text"/>	1	<input type="text"/>	1
<u>Asian</u>	<input type="text"/>	<input type="text"/>	<input type="text"/>	<input type="text"/>	<input type="text"/>	<input type="text"/>	0
<u>Black or African American</u>	<input type="text"/>	<input type="text"/>	<input type="text"/>	<input type="text"/>	<input type="text"/>	<input type="text"/>	0
<u>Native Hawaiian or Other Pacific Islander</u>	<input type="text"/>	<input type="text"/>	<input type="text"/>	<input type="text"/>	<input type="text"/>	<input type="text"/>	0
<u>White</u>	<input type="text"/>	<input type="text"/>	<input type="text"/>	<input type="text"/>	9	<input type="text"/>	9
Two or more races	<input type="text"/>	<input type="text"/>	<input type="text"/>	<input type="text"/>	<input type="text"/>	<input type="text"/>	0
<u>Race and ethnicity unknown</u>	<input type="text"/>	<input type="text"/>	<input type="text"/>	<input type="text"/>	3	<input type="text"/>	3
<b>Total men</b>	0	0	0	0	13	0	13

**Women**

Gender and race/ethnicity	Academic Rank					No academic rank	Total
	Professors	Associate professors	Assistant professors	Instructors	Lecturers		
Nonresident alien	<input type="text"/>	<input type="text"/>	<input type="text"/>	<input type="text"/>	<input type="text"/>	<input type="text"/>	0
Hispanic/Latino	<input type="text"/>	<input type="text"/>	<input type="text"/>	<input type="text"/>	1	<input type="text"/>	1
American Indian or Alaska Native	<input type="text"/>	<input type="text"/>	<input type="text"/>	<input type="text"/>	<input type="text"/>	<input type="text"/>	0
Asian	<input type="text"/>	<input type="text"/>	<input type="text"/>	<input type="text"/>	<input type="text"/>	<input type="text"/>	0
Black or African American	<input type="text"/>	<input type="text"/>	<input type="text"/>	<input type="text"/>	<input type="text"/>	<input type="text"/>	0
Native Hawaiian or Other Pacific Islander	<input type="text"/>	<input type="text"/>	<input type="text"/>	<input type="text"/>	<input type="text"/>	<input type="text"/>	0
White	<input type="text"/>	<input type="text"/>	1	5	18	<input type="text"/>	24
Two or more races	<input type="text"/>	<input type="text"/>	<input type="text"/>	<input type="text"/>	<input type="text"/>	<input type="text"/>	0
Race and ethnicity unknown	<input type="text"/>	<input type="text"/>	<input type="text"/>	<input type="text"/>	1	<input type="text"/>	1
<b>Total women</b>	0	0	1	5	20	0	26

<b>Total (men+women)</b>	0	0	1	5	33	0	39
Total from prior year							34

## Part A1 - Full-time Instructional Staff by Academic Rank and Tenure Status - Annual Contract

**Number of Full-time Instructional Staff With Faculty Status Not on Tenure Track - Annual Contract**

As of November 1, 2020

- Report Hispanic/Latino individuals of any race as Hispanic/Latino
- Report race for non-Hispanic/Latino individuals only
- Include both Primarily Instruction and Instruction Combined with Research and/or Public Service

**Men**

Race/ethnicity	Academic Rank					No academic rank	Total
	Professors	Associate professors	Assistant professors	Instructors	Lecturers		
<u>Nonresident alien</u>	<input type="text"/>	<input type="text"/>	<input type="text"/>	<input type="text"/>	<input type="text"/>	<input type="text"/>	0
<u>Hispanic/Latino</u>	<input type="text"/>	<input type="text"/>	<input type="text"/>	<input type="text"/>	<input type="text"/>	<input type="text"/>	0
<u>American Indian or Alaska Native</u>	<input type="text"/>	<input type="text"/>	<input type="text"/>	<input type="text"/>	<input type="text"/>	<input type="text"/>	0
<u>Asian</u>	<input type="text"/>	<input type="text"/>	<input type="text"/>	<input type="text"/>	<input type="text" value="1"/>	<input type="text"/>	1
<u>Black or African American</u>	<input type="text"/>	<input type="text"/>	<input type="text"/>	<input type="text"/>	<input type="text"/>	<input type="text"/>	0
<u>Native Hawaiian or Other Pacific Islander</u>	<input type="text"/>	<input type="text"/>	<input type="text"/>	<input type="text"/>	<input type="text"/>	<input type="text"/>	0
<u>White</u>	<input type="text"/>	<input type="text"/>	<input type="text"/>	<input type="text"/>	<input type="text" value="5"/>	<input type="text"/>	5
Two or more races	<input type="text"/>	<input type="text"/>	<input type="text"/>	<input type="text"/>	<input type="text"/>	<input type="text"/>	0
<u>Race and ethnicity unknown</u>	<input type="text"/>	<input type="text"/>	<input type="text"/>	<input type="text"/>	<input type="text" value="1"/>	<input type="text"/>	1
<b>Total men</b>	0	0	0	0	7	0	7

**Women**

Race/ethnicity	Academic Rank					No academic rank	Total
	Professors	Associate professors	Assistant professors	Instructors	Lecturers		
Nonresident alien	<input type="text"/>	<input type="text"/>	<input type="text"/>	<input type="text"/>	<input type="text"/>	<input type="text"/>	0
Hispanic/Latino	<input type="text"/>	<input type="text"/>	<input type="text"/>	<input type="text"/>	<input type="text"/>	<input type="text"/>	0
American Indian or Alaska Native	<input type="text"/>	<input type="text"/>	<input type="text"/>	<input type="text"/>	<input type="text"/>	<input type="text"/>	0
Asian	<input type="text"/>	<input type="text"/>	<input type="text"/>	<input type="text"/>	<input type="text" value="1"/>	<input type="text"/>	1
Black or African American	<input type="text"/>	<input type="text"/>	<input type="text"/>	<input type="text"/>	<input type="text"/>	<input type="text"/>	0
Native Hawaiian or Other Pacific Islander	<input type="text"/>	<input type="text"/>	<input type="text"/>	<input type="text"/>	<input type="text"/>	<input type="text"/>	0
White	<input type="text"/>	<input type="text"/>	<input type="text"/>	<input type="text" value="1"/>	<input type="text" value="4"/>	<input type="text"/>	5
Two or more races	<input type="text"/>	<input type="text"/>	<input type="text"/>	<input type="text"/>	<input type="text"/>	<input type="text"/>	0
Race and ethnicity unknown	<input type="text"/>	<input type="text"/>	<input type="text"/>	<input type="text"/>	<input type="text"/>	<input type="text"/>	0
<b>Total women</b>	0	0	0	1	5	0	6

<b>Total (men+women)</b>	0	0	0	1	12	0	13
Total from prior year							14

## Part A1 - Full-time Instructional Staff by Academic Rank and Tenure Status - Less-Than-Annual Contract

**Number of Full-time Instructional Staff With Faculty Status Not on Tenure Track - Less-than-annual Contract**

As of November 1, 2020

- Report Hispanic/Latino individuals of any race as Hispanic/Latino
- Report race for non-Hispanic/Latino individuals only
- Include both Primarily Instruction and Instruction Combined with Research and/or Public Service

**Men**

Race/ethnicity	Academic Rank					No academic rank	Total
	Professors	Associate professors	Assistant professors	Instructors	Lecturers		
<u>Nonresident alien</u>	<input type="text"/>	<input type="text"/>	<input type="text"/>	<input type="text"/>	<input type="text"/>	<input type="text"/>	0
<u>Hispanic/Latino</u>	<input type="text"/>	<input type="text"/>	<input type="text"/>	<input type="text"/>	<input type="text"/>	<input type="text"/>	0
<u>American Indian or Alaska Native</u>	<input type="text"/>	<input type="text"/>	<input type="text"/>	<input type="text"/>	<input type="text"/>	<input type="text"/>	0
<u>Asian</u>	<input type="text"/>	<input type="text"/>	<input type="text"/>	<input type="text"/>	<input type="text" value="1"/>	<input type="text"/>	1
<u>Black or African American</u>	<input type="text"/>	<input type="text"/>	<input type="text"/>	<input type="text"/>	<input type="text"/>	<input type="text"/>	0
<u>Native Hawaiian or Other Pacific Islander</u>	<input type="text"/>	<input type="text"/>	<input type="text"/>	<input type="text"/>	<input type="text"/>	<input type="text"/>	0
<u>White</u>	<input type="text"/>	<input type="text"/>	<input type="text"/>	<input type="text"/>	<input type="text" value="1"/>	<input type="text"/>	1
Two or more races	<input type="text"/>	<input type="text"/>	<input type="text"/>	<input type="text"/>	<input type="text"/>	<input type="text"/>	0
<u>Race and ethnicity unknown</u>	<input type="text"/>	<input type="text"/>	<input type="text"/>	<input type="text"/>	<input type="text"/>	<input type="text"/>	0
<b>Total men</b>	0	0	0	0	2	0	2

**Women**

Race/ethnicity	Academic Rank					No academic rank	Total
	Professors	Associate professors	Assistant professors	Instructors	Lecturers		
Nonresident alien	<input type="text"/>	<input type="text"/>	<input type="text"/>	<input type="text"/>	<input type="text"/>	<input type="text"/>	0
Hispanic/Latino	<input type="text"/>	<input type="text"/>	<input type="text"/>	<input type="text"/>	<input type="text"/>	<input type="text"/>	0
American Indian or Alaska Native	<input type="text"/>	<input type="text"/>	<input type="text"/>	<input type="text"/>	<input type="text"/>	<input type="text"/>	0
Asian	<input type="text"/>	<input type="text"/>	<input type="text"/>	<input type="text"/>	<input type="text"/>	<input type="text"/>	0
Black or African American	<input type="text"/>	<input type="text"/>	<input type="text"/>	<input type="text"/>	<input type="text"/>	<input type="text"/>	0
Native Hawaiian or Other Pacific Islander	<input type="text"/>	<input type="text"/>	<input type="text"/>	<input type="text"/>	<input type="text"/>	<input type="text"/>	0
White	<input type="text"/>	<input type="text"/>	<input type="text"/>	<input type="text"/>	<input type="text" value="1"/>	<input type="text"/>	1
Two or more races	<input type="text"/>	<input type="text"/>	<input type="text"/>	<input type="text"/>	<input type="text"/>	<input type="text"/>	0
Race and ethnicity unknown	<input type="text"/>	<input type="text"/>	<input type="text"/>	<input type="text"/>	<input type="text"/>	<input type="text"/>	0
<b>Total women</b>	0	0	0	0	1	0	1

<b>Total (men+women)</b>	0	0	0	0	3	0	3
Total from prior year							2

## Part A1 - Full-time Instructional Staff by Academic Rank and Tenure Status - Indefinite duration contract

**Number of Full-time Instructional Staff With Faculty Status Not on Tenure Track - Indefinite duration contract**

As of November 1, 2020

- Report Hispanic/Latino individuals of any race as Hispanic/Latino
- Report race for non-Hispanic/Latino individuals only
- Include both Primarily Instruction and Instruction Combined with Research and/or Public Service

**Men**

Gender and race/ethnicity	Academic Rank					No academic rank	Total
	Professors	Associate professors	Assistant professors	Instructors	Lecturers		
<u>Nonresident alien</u>	<input type="text"/>	<input type="text"/>	<input type="text"/>	<input type="text"/>	<input type="text"/>	<input type="text"/>	0
<u>Hispanic/Latino</u>	<input type="text"/>	<input type="text"/>	<input type="text"/>	<input type="text"/>	<input type="text"/>	<input type="text"/>	0
<u>American Indian or Alaska Native</u>	<input type="text"/>	<input type="text"/>	<input type="text"/>	<input type="text"/>	<input type="text"/>	<input type="text"/>	0
<u>Asian</u>	<input type="text"/>	<input type="text"/>	<input type="text"/>	<input type="text"/>	<input type="text"/>	<input type="text"/>	0
<u>Black or African American</u>	<input type="text"/>	<input type="text"/>	<input type="text"/>	<input type="text"/>	<input type="text"/>	<input type="text"/>	0
<u>Native Hawaiian or Other Pacific Islander</u>	<input type="text"/>	<input type="text"/>	<input type="text"/>	<input type="text"/>	<input type="text"/>	<input type="text"/>	0
<u>White</u>	<input type="text"/>	<input type="text"/>	2	<input type="text"/>	7	<input type="text"/>	9
Two or more races	<input type="text"/>	<input type="text"/>	<input type="text"/>	<input type="text"/>	<input type="text"/>	<input type="text"/>	0
<u>Race and ethnicity unknown</u>	<input type="text"/>	<input type="text"/>	<input type="text"/>	<input type="text"/>	2	<input type="text"/>	2
<b>Total men</b>	0	0	2	0	9	0	11

**Women**

Gender and race/ethnicity	Academic Rank					No academic rank	Total
	Professors	Associate professors	Assistant professors	Instructors	Lecturers		
Nonresident alien	<input type="text"/>	<input type="text"/>	<input type="text"/>	<input type="text"/>	1	<input type="text"/>	1
Hispanic/Latino	<input type="text"/>	<input type="text"/>	<input type="text"/>	<input type="text"/>	<input type="text"/>	<input type="text"/>	0
American Indian or Alaska Native	<input type="text"/>	<input type="text"/>	<input type="text"/>	<input type="text"/>	<input type="text"/>	<input type="text"/>	0
Asian	<input type="text"/>	<input type="text"/>	<input type="text"/>	<input type="text"/>	<input type="text"/>	<input type="text"/>	0
Black or African American	<input type="text"/>	<input type="text"/>	<input type="text"/>	<input type="text"/>	<input type="text"/>	<input type="text"/>	0
Native Hawaiian or Other Pacific Islander	<input type="text"/>	<input type="text"/>	<input type="text"/>	<input type="text"/>	<input type="text"/>	<input type="text"/>	0
White	<input type="text"/>	4	8	3	15	<input type="text"/>	30
Two or more races	<input type="text"/>	<input type="text"/>	<input type="text"/>	<input type="text"/>	1	<input type="text"/>	1
Race and ethnicity unknown	<input type="text"/>	<input type="text"/>	<input type="text"/>	<input type="text"/>	<input type="text"/>	<input type="text"/>	0
<b>Total women</b>	0	4	8	3	17	0	32

<b>Total (men+women)</b>	0	4	10	3	26	0	43
Total from prior year							37



Part A1 - Full-time Instructional Staff - Without Faculty Status

Number of **Full-time Instructional Staff Without Faculty Status**

As of November 1, 2020

- Report Hispanic/Latino individuals of any race as Hispanic/Latino
- Report race for non-Hispanic/Latino individuals only
- Include both Primarily Instruction and Instruction Combined with Research and/or Public Service

Men

Race/ethnicity	Without Faculty Status
<u>Nonresident alien</u>	<input type="text" value="0"/>
<u>Hispanic/Latino</u>	<input type="text"/>
<u>American Indian or Alaska Native</u>	<input type="text"/>
<u>Asian</u>	<input type="text"/>
<u>Black or African American</u>	<input type="text"/>
<u>Native Hawaiian or Other Pacific Islander</u>	<input type="text"/>
<u>White</u>	<input type="text"/>
Two or more races	<input type="text"/>
<u>Race and ethnicity unknown</u>	<input type="text"/>
<b>Total men</b>	<b>0</b>

Women

Race/ethnicity	Without Faculty Status
Nonresident alien	<input type="text"/>
Hispanic/Latino	<input type="text"/>
American Indian or Alaska Native	<input type="text"/>
Asian	<input type="text"/>
Black or African American	<input type="text"/>
Native Hawaiian or Other Pacific Islander	<input type="text"/>
White	<input type="text"/>
Two or more races	<input type="text"/>
Race and ethnicity unknown	<input type="text"/>
<b>Total women</b>	<b>0</b>

<b>Total (men+women)</b>	<b>0</b>
Total from prior year	

## Part A2 - Full-time Instructional Staff by Function

**Number of Full-time Instructional Staff**

As of November 1, 2020

- Report Primarily Instruction and Instruction Combined with Research and/or Public Service separately, as indicated below

	With <u>Faculty Status</u>						Without Faculty Status	Total
	<u>Tenured</u>	<u>On Tenure Track</u>	<u>Not on Tenure Track</u>					
			<u>Multi-year</u>	<u>Annual contract</u>	<u>Less-than-annual contract</u>	<u>Indefinite duration (continuing or at-will)</u>		
<b><u>Instructional staff</u></b>	246	95	39	13	3	43	0	439
Total carried forward from previous screens	246	95	39	13	3	43	0	439
<b><u>Primarily Instruction</u></b>	0	1	39	13	3	43	0	99
<b><u>i</u></b> Exclusively credit	<input type="text"/>	<input type="text"/>	<input type="text"/>	<input type="text"/>	<input type="text"/>	<input type="text"/>	<input type="text"/>	0
<b><u>i</u></b> Exclusively not-for-credit	<input type="text"/>	<input type="text"/>	<input type="text"/>	<input type="text"/>	<input type="text"/>	<input type="text"/>	<input type="text"/>	0
Combined credit/not-for-credit	<input type="text"/>	1	39	13	3	43	<input type="text"/>	99
<u>Instruction/research/public service staff</u>	246	94	<input type="text"/>	<input type="text"/>	<input type="text"/>	<input type="text"/>	<input type="text"/>	340

Total number of Full-time Instructional Staff  
As of November 1, 2020

Race/ethnicity	Total men	Total women	Total (men+women)
Nonresident alien	8	7	15
Hispanic/Latino	7	13	20
American Indian or Alaska Native	1	3	4
Asian	19	20	39
Black or African American	5	6	11
Native Hawaiian or Other Pacific Islander	0	0	0
White	161	168	329
Two or more races	2	4	6
Race and ethnicity unknown	8	7	15
Total	211	228	439
Total from prior year			420

## Part B1 - Full-time Non-instructional Staff by Occupational Category

Number of **Full-time** Non-instructional Staff by Occupational Category

As of November 1, 2020

- Report Hispanic/Latino individuals of any race as Hispanic/Latino
- Report race for non-Hispanic/Latino individuals only

**Men**

Race/ethnicity	<u>Instructional Staff</u> (carried forward from Part A)	<u>Research staff</u>	<u>Public Service staff</u>
<u>Nonresident alien</u>	8	<input type="text"/>	<input type="text"/>
<u>Hispanic/Latino</u>	7	<input type="text"/>	<input type="text"/>
<u>American Indian or Alaska Native</u>	1	<input type="text"/>	<input type="text"/>
<u>Asian</u>	19	<input type="text"/>	<input type="text"/>
<u>Black or African American</u>	5	<input type="text"/>	<input type="text"/>
<u>Native Hawaiian or Other Pacific Islander</u>	0	<input type="text"/>	<input type="text"/>
<u>White</u>	161	<input type="text" value="1"/>	<input type="text"/>
Two or more races	2	<input type="text"/>	<input type="text"/>
<u>Race and ethnicity unknown</u>	8	<input type="text"/>	<input type="text"/>
<b>Total men</b>	<b>211</b>	<b>1</b>	<b>0</b>

**Women**

Race/ethnicity	<u>Instructional Staff</u> (carried forward from Part A)	<u>Research staff</u>	<u>Public Service staff</u>
Nonresident alien	7	<input type="text"/>	<input type="text"/>
Hispanic/Latino	13	<input type="text"/>	<input type="text"/>
American Indian or Alaska Native	3	<input type="text"/>	<input type="text"/>
Asian	20	<input type="text"/>	<input type="text"/>
Black or African American	6	<input type="text"/>	<input type="text"/>
Native Hawaiian or Other Pacific Islander	0	<input type="text"/>	<input type="text"/>
White	168	<input type="text" value="1"/>	<input type="text"/>
Two or more races	4	<input type="text"/>	<input type="text"/>
Race and ethnicity unknown	7	<input type="text"/>	<input type="text"/>
<b>Total women</b>	<b>228</b>	<b>1</b>	<b>0</b>

<b>Total (men+women)</b>	<b>439</b>	<b>2</b>	<b>0</b>
Total from prior year	420	2	

## Part B1 - Full-time Non-instructional Staff by Occupational Category

Number of **Full-time** Non-instructional Staff by Occupational Category

As of November 1, 2020

- Report Hispanic/Latino individuals of any race as Hispanic/Latino
- Report race for non-Hispanic/Latino individuals only

## Men

Race/ethnicity	<u>Archivists, Curators, and Museum Technicians</u> 25-4010	<u>Librarians and Media Collections Specialists</u> 25-4020	<u>Library Technicians</u> 25-4030	<b>i</b> <u>Student and Academic Affairs and Other Education Services Occupations</u> 25-2000 + 25-3000 + 25-9000
<u>Nonresident alien</u>	<input type="text"/>	<input type="text"/>	<input type="text"/>	<input type="text"/>
<u>Hispanic/Latino</u>	<input type="text"/>	<input type="text"/>	<input type="text"/>	<input type="text"/>
<u>American Indian or Alaska Native</u>	<input type="text"/>	<input type="text"/>	<input type="text"/>	<input type="text"/>
<u>Asian</u>	<input type="text"/>	<input type="text" value="1"/>	<input type="text"/>	<input type="text"/>
<u>Black or African American</u>	<input type="text"/>	<input type="text"/>	<input type="text"/>	<input type="text"/>
<u>Native Hawaiian or Other Pacific Islander</u>	<input type="text"/>	<input type="text"/>	<input type="text"/>	<input type="text"/>
<u>White</u>	<input type="text"/>	<input type="text" value="2"/>	<input type="text" value="3"/>	<input type="text"/>
Two or more races	<input type="text"/>	<input type="text"/>	<input type="text"/>	<input type="text"/>
<u>Race and ethnicity unknown</u>	<input type="text"/>	<input type="text"/>	<input type="text"/>	<input type="text" value="1"/>
<b>Total men</b>	<b>0</b>	<b>3</b>	<b>3</b>	<b>1</b>

## Women

Race/ethnicity	<u>Archivists, Curators, and Museum Technicians</u> 25-4010	<u>Librarians and Media Collections Specialists</u> 25-4020	<u>Library Technicians</u> 25-4030	<u>Student and Academic Affairs and Other Education Services Occupations</u> 25-2000 + 25-3000 + 25-9000
Nonresident alien	<input type="text"/>	<input type="text"/>	<input type="text"/>	<input type="text"/>
Hispanic/Latino	<input type="text"/>	<input type="text"/>	<input type="text"/>	<input type="text" value="1"/>
American Indian or Alaska Native	<input type="text"/>	<input type="text"/>	<input type="text"/>	<input type="text"/>
Asian	<input type="text"/>	<input type="text"/>	<input type="text"/>	<input type="text"/>
Black or African American	<input type="text"/>	<input type="text"/>	<input type="text"/>	<input type="text"/>
Native Hawaiian or Other Pacific Islander	<input type="text"/>	<input type="text"/>	<input type="text"/>	<input type="text"/>
White	<input type="text"/>	<input type="text" value="6"/>	<input type="text" value="8"/>	<input type="text" value="9"/>
Two or more races	<input type="text"/>	<input type="text"/>	<input type="text"/>	<input type="text"/>
Race and ethnicity unknown	<input type="text"/>	<input type="text"/>	<input type="text"/>	<input type="text"/>
<b>Total women</b>	<b>0</b>	<b>6</b>	<b>8</b>	<b>10</b>
<b>Total (men+women)</b>	<b>0</b>	<b>9</b>	<b>11</b>	<b>11</b>
<b>Total from prior year</b>		<b>11</b>	<b>11</b>	<b>13</b>

## Part B1 - Full-time Non-instructional Staff by Occupational Category

Number of **Full-time** Non-instructional Staff by Occupational Category

As of November 1, 2020

- Report Hispanic/Latino individuals of any race as Hispanic/Latino
- Report race for non-Hispanic/Latino individuals only

## Men

Race/ethnicity	<u>Management Occupations</u> 11-0000	<u>Business and Financial Operations Occupations</u> 13-0000	<u>Computer, Engineering, and Science Occupations</u> 15-0000 + 17-0000 + 19-0000	<u>Community, Social Service, Legal, Arts, Design, Entertainment, Sports, and Media Occupations</u> 21-0000 + 23-0000 + 27-0000	<u>Healthcare Practitioners and Technical Occupations</u> 29-0000
<u>Nonresident alien</u>	<input type="text"/>	<input type="text"/>	<input type="text"/>	<input type="text"/>	<input type="text"/>
<u>Hispanic/Latino</u>	<input type="text"/>	<input type="text"/>	<input type="text"/>	<input type="text" value="2"/>	<input type="text"/>
<u>American Indian or Alaska Native</u>	<input type="text"/>	<input type="text"/>	<input type="text"/>	<input type="text"/>	<input type="text"/>
<u>Asian</u>	<input type="text" value="1"/>	<input type="text" value="1"/>	<input type="text" value="1"/>	<input type="text" value="3"/>	<input type="text"/>
<u>Black or African American</u>	<input type="text" value="3"/>	<input type="text"/>	<input type="text"/>	<input type="text" value="4"/>	<input type="text"/>
<u>Native Hawaiian or Other Pacific Islander</u>	<input type="text"/>	<input type="text"/>	<input type="text"/>	<input type="text"/>	<input type="text"/>
<u>White</u>	<input type="text" value="23"/>	<input type="text" value="13"/>	<input type="text" value="50"/>	<input type="text" value="43"/>	<input type="text" value="2"/>
Two or more races	<input type="text"/>	<input type="text"/>	<input type="text"/>	<input type="text"/>	<input type="text"/>
<u>Race and ethnicity unknown</u>	<input type="text"/>	<input type="text" value="2"/>	<input type="text"/>	<input type="text" value="2"/>	<input type="text"/>
<b>Total men</b>	<b>27</b>	<b>16</b>	<b>51</b>	<b>54</b>	<b>2</b>

## Women

Race/ethnicity	<u>Management Occupations</u> 11-0000	<u>Business and Financial Operations Occupations</u> 13-0000	<u>Computer, Engineering, and Science Occupations</u> 15-0000 + 17-0000 + 19-0000	<u>Community, Social Service, Legal, Arts, Design, Entertainment, Sports, and Media Occupations</u> 21-0000 + 23-0000 + 27-0000	<u>Healthcare Practitioners and Technical Occupations</u> 29-0000
Nonresident alien	<input type="text"/>	<input type="text"/>	<input type="text"/>	<input type="text"/>	<input type="text"/>
Hispanic/Latino	<input type="text"/>	<input type="text"/>	<input type="text"/>	<input type="text" value="3"/>	<input type="text"/>
American Indian or Alaska Native	<input type="text"/>	<input type="text"/>	<input type="text"/>	<input type="text" value="1"/>	<input type="text"/>
Asian	<input type="text" value="1"/>	<input type="text" value="2"/>	<input type="text" value="1"/>	<input type="text" value="8"/>	<input type="text"/>
Black or African American	<input type="text" value="1"/>	<input type="text"/>	<input type="text" value="1"/>	<input type="text" value="1"/>	<input type="text"/>
Native Hawaiian or Other Pacific Islander	<input type="text"/>	<input type="text"/>	<input type="text"/>	<input type="text"/>	<input type="text"/>
White	<input type="text" value="36"/>	<input type="text" value="41"/>	<input type="text" value="33"/>	<input type="text" value="91"/>	<input type="text" value="4"/>
Two or more races	<input type="text"/>	<input type="text" value="1"/>	<input type="text" value="1"/>	<input type="text"/>	<input type="text"/>
Race and ethnicity unknown	<input type="text" value="2"/>	<input type="text" value="1"/>	<input type="text"/>	<input type="text" value="4"/>	<input type="text"/>
<b>Total women</b>	<b>40</b>	<b>45</b>	<b>36</b>	<b>108</b>	<b>4</b>

<b>Total</b>	<b>67</b>	<b>61</b>	<b>87</b>	<b>162</b>	<b>6</b>
--------------	-----------	-----------	-----------	------------	----------

(men+women)					
Total from prior year	66	65	80	150	5

## Part B1 - Full-time Non-instructional Staff by Occupational Category

Number of **Full-time** Non-instructional Staff by Occupational Category

As of November 1, 2020

- Report Hispanic/Latino individuals of any race as Hispanic/Latino
- Report race for non-Hispanic/Latino individuals only

## Men

Race/ethnicity	<u>Service Occupations</u> 31-0000 + 33-0000 + 35-0000 + 37-0000 + 39-0000	<u>Sales and Related Occupations</u> 41-0000	<u>Office and Administrative Support Occupations</u> 43-0000	<u>Natural Resources, Construction, and Maintenance Occupations</u> 45-0000 + 47-0000 + 49-0000	<u>Production, Transportation, and Material Moving Occupations</u> 51-0000 + 53-0000	Grand Total (All full- time staff)
<u>Nonresident alien</u>	<input type="text"/>	<input type="text"/>	<input type="text"/>	<input type="text"/>	<input type="text"/>	8
<u>Hispanic/Latino</u>	<input type="text" value="2"/>	<input type="text"/>	<input type="text"/>	<input type="text"/>	<input type="text"/>	11
<u>American Indian or Alaska Native</u>	<input type="text"/>	<input type="text"/>	<input type="text"/>	<input type="text"/>	<input type="text"/>	1
<u>Asian</u>	<input type="text" value="3"/>	<input type="text"/>	<input type="text" value="1"/>	<input type="text"/>	<input type="text"/>	30
<u>Black or African American</u>	<input type="text" value="1"/>	<input type="text"/>	<input type="text"/>	<input type="text"/>	<input type="text"/>	13
<u>Native Hawaiian or Other Pacific Islander</u>	<input type="text"/>	<input type="text"/>	<input type="text"/>	<input type="text"/>	<input type="text"/>	0
<u>White</u>	<input type="text" value="43"/>	<input type="text"/>	<input type="text" value="6"/>	<input type="text" value="23"/>	<input type="text" value="7"/>	377
Two or more races	<input type="text"/>	<input type="text"/>	<input type="text"/>	<input type="text"/>	<input type="text"/>	2
<u>Race and ethnicity unknown</u>	<input type="text" value="5"/>	<input type="text"/>	<input type="text" value="1"/>	<input type="text" value="2"/>	<input type="text"/>	21
<b>Total men</b>	<b>54</b>	<b>0</b>	<b>8</b>	<b>25</b>	<b>7</b>	<b>463</b>

## Women

Race/ethnicity	<u>Service Occupations</u> 31-0000 + 33-0000 + 35-0000 + 37-0000 + 39-0000	<u>Sales and Related Occupations</u> 41-0000	<u>Office and Administrative Support Occupations</u> 43-0000	<u>Natural Resources, Construction, and Maintenance Occupations</u> 45-0000 + 47-0000 + 49-0000	<u>Production, Transportation, and Material Moving Occupations</u> 51-0000 + 53-0000	Grand Total (All full- time staff)
Nonresident alien	<input type="text"/>	<input type="text"/>	<input type="text"/>	<input type="text"/>	<input type="text"/>	7
Hispanic/Latino	<input type="text" value="1"/>	<input type="text"/>	<input type="text" value="1"/>	<input type="text"/>	<input type="text"/>	19
American Indian or Alaska Native	<input type="text"/>	<input type="text"/>	<input type="text"/>	<input type="text"/>	<input type="text"/>	4
Asian	<input type="text" value="2"/>	<input type="text"/>	<input type="text"/>	<input type="text"/>	<input type="text"/>	34
Black or African American	<input type="text"/>	<input type="text"/>	<input type="text"/>	<input type="text"/>	<input type="text"/>	9
Native Hawaiian or Other Pacific Islander	<input type="text"/>	<input type="text"/>	<input type="text"/>	<input type="text"/>	<input type="text"/>	0
White	<input type="text" value="27"/>	<input type="text"/>	<input type="text" value="92"/>	<input type="text"/>	<input type="text" value="2"/>	518
Two or more races	<input type="text"/>	<input type="text"/>	<input type="text" value="1"/>	<input type="text"/>	<input type="text" value="1"/>	8
<u>Race and ethnicity unknown</u>	<input type="text" value="7"/>	<input type="text"/>	<input type="text" value="3"/>	<input type="text"/>	<input type="text"/>	24



Total women	37	0	97	0	3	623
-------------	----	---	----	---	---	-----

Total (men+women)	91	0	105	25	10	1,086
Total from prior year	98		102	29	11	1,063

## Part B2 - Full-time Non-instructional Staff by Occupational Category and Tenure Status

Number of **Full-time** Non-instructional Staff

As of November 1, 2020

Occupational category	With <u>Faculty Status</u>							Without Faculty Status	Total
	<u>Tenured</u>	<u>On Tenure Track</u>	<u>Not on Tenure Track</u>						
			<u>Multi-year</u>	<u>Annual contract</u>	<u>Less-than-annual contract</u>	<u>Indefinite duration (continuing or at-will)</u>			
<u>Research staff</u>	<input type="text"/>	<input type="text"/>	<input type="text"/>	<input type="text"/>	<input type="text"/>	<input type="text"/>	<input type="text"/>	<input type="text" value="2"/>	<b>2</b>
<u>Public Service staff</u>	<input type="text"/>	<input type="text"/>	<input type="text"/>	<input type="text"/>	<input type="text"/>	<input type="text"/>	<input type="text"/>	<input type="text"/>	<b>0</b>
<u>Archivists, Curators, and Museum Technicians</u> 25-4010	<input type="text"/>	<input type="text"/>	<input type="text"/>	<input type="text"/>	<input type="text"/>	<input type="text"/>	<input type="text"/>	<input type="text"/>	<b>0</b>
<u>Librarians and Media Collections Specialists</u> 25-4020	<input type="text" value="5"/>	<input type="text" value="2"/>	<input type="text"/>	<input type="text"/>	<input type="text"/>	<input type="text"/>	<input type="text"/>	<input type="text" value="2"/>	<b>9</b>
<u>Library Technicians</u> 25-4030	<input type="text"/>	<input type="text"/>	<input type="text"/>	<input type="text"/>	<input type="text"/>	<input type="text"/>	<input type="text"/>	<input type="text" value="11"/>	<b>11</b>
<b><u>Student and Academic Affairs and Other Education Services Occupations</u></b> 25-2000 + 25-3000 + 25-9000	<input type="text"/>	<input type="text"/>	<input type="text"/>	<input type="text"/>	<input type="text"/>	<input type="text"/>	<input type="text"/>	<input type="text" value="11"/>	<b>11</b>
<u>Management Occupations</u> 11-0000	<input type="text" value="13"/>	<input type="text"/>	<input type="text"/>	<input type="text"/>	<input type="text"/>	<input type="text"/>	<input type="text"/>	<input type="text" value="54"/>	<b>67</b>
<u>Business and Financial Operations Occupations</u> 13-0000	<input type="text"/>	<input type="text"/>	<input type="text"/>	<input type="text"/>	<input type="text"/>	<input type="text"/>	<input type="text"/>	<input type="text" value="61"/>	<b>61</b>
<u>Computer, Engineering, and Science Occupations</u> 15-0000 + 17-0000 + 19-0000	<input type="text"/>	<input type="text"/>	<input type="text"/>	<input type="text"/>	<input type="text"/>	<input type="text"/>	<input type="text"/>	<input type="text" value="87"/>	<b>87</b>
<u>Community, Social Service, Legal, Arts, Design, Entertainment, Sports, and Media Occupations</u> 21-0000 + 23-0000 + 27-0000	<input type="text"/>	<input type="text"/>	<input type="text"/>	<input type="text"/>	<input type="text"/>	<input type="text"/>	<input type="text"/>	<input type="text" value="162"/>	<b>162</b>
<u>Healthcare Practitioners and Technical Occupations</u> 29-0000	<input type="text"/>	<input type="text"/>	<input type="text"/>	<input type="text"/>	<input type="text"/>	<input type="text"/>	<input type="text"/>	<input type="text" value="6"/>	<b>6</b>
<b>Total</b>	<b>18</b>	<b>2</b>	<b>0</b>	<b>0</b>	<b>0</b>	<b>0</b>	<b>0</b>	<b>396</b>	<b>416</b>
<b>Total from prior year</b>	<b>11</b>							<b>392</b>	<b>403</b>

### Summary of Full-time Staff

- Data will not be generated on this screen until the relevant screens in the previous section have been completed.

Occupational category		With Faculty Status					Without Faculty Status	Total	
		Tenured	On Tenure Track	Not on Tenure Track					
				Multi-year	Annual contract	Less-than-annual contract			Indefinite duration (continuing or at-will)
Primarily Instruction		0	1	39	13	3	43	0	99
	Exclusively credit								0
	Exclusively not-for-credit								0
	Combined credit/not-for-credit		1	39	13	3	43		99
Instruction/research/public service staff		246	94						340
Research staff								2	2
Public Service staff									0
Archivists, Curators, and Museum Technicians 25-4010									0
Librarians and Media Collections Specialists 25-4020		5	2					2	9
Library Technicians 25-4030								11	11
Student and Academic Affairs and Other Education Services Occupations 25-2000 + 25-3000 + 25-9000								11	11
Management Occupations 11-0000		13						54	67
Business and Financial Operations Occupations 13-0000								61	61
Computer, Engineering, and Science Occupations 15-0000 + 17-0000 + 19-0000								87	87
Community, Social Service, Legal, Arts, Design, Entertainment, Sports, and Media Occupations 21-0000 + 23-0000 + 27-0000								162	162
Healthcare Practitioners and Technical Occupations 29-0000								6	6
Service Occupations 31-0000 + 33-0000 + 35-0000 + 37-0000 + 39-0000									91
Sales and Related Occupations 41-0000									0
Office and Administrative Support Occupations 43-0000									105
Natural Resources, Construction, and Maintenance Occupations 45-0000 + 47-0000 + 49-0000									25
Production, Transportation, and Material Moving Occupations 51-0000 + 53-0000									10
Total									1,086

Part G1 - Salaries Worksheet

Number of Full-time Instructional Staff For Calculation of Total Number of Months

- Annual Salary, 2020-21
- Report the number of instructional staff based on the number of months to be worked
  - Months reported should correspond with the number of months that staff worked (which may differ from the number of months over which they are paid)
  - Include ONLY full-time instructional staff
  - Include instructional staff *with* faculty status and *without* faculty status
  - Include instructional staff regardless of tenure status

Men

Gender and academic rank	Months worked					Total Staff	Total staff for salary reporting
	12 months	11 months	10 months	9 months	< 9 months		
Professors	0	1	0	96	0	97	97
Associate professors	0	0	0	41	0	41	41
Assistant professors	0	0	0	42	0	42	42
Instructors	0	0	0	0	0	0	0
Lecturers	0	0	0	31	0	31	31
No academic rank						0	0
Total men	0	1	0	210	0	211	211
Total men full-time instructional staff from Part A						211	

Women

Gender and academic rank	Months worked					Total Staff	Total staff for salary reporting
	12 months	11 months	10 months	9 months	< 9 months		
Professors	0	0	0	53	0	53	53
Associate professors	0	1	0	57	0	58	58
Assistant professors	0	0	0	65	0	65	65
Instructors	0	0	0	9	0	9	9
Lecturers	0	0	0	43	0	43	43
No academic rank						0	0
Total women	0	1	0	227	0	228	228
Total women full-time instructional staff from Part A						228	

Total (men+women)	0	2	0	437	0	439	439
Total (men+women) full-time instructional staff from Part A						439	

## Part G2 - Salary Outlays for Instructional Staff

**Salary Outlays for Full-time Instructional Staff**

Annual Salary Outlays, 2020-21

- Report the TOTAL ANNUAL salary outlays for the full-time instructional staff reported in the 12 months, 11 months, 10 months, and 9 months columns on the previous screen, Part G1 – Salaries Worksheet
- Using the TOTAL ANNUAL salary outlays data provided, the system will calculate the Equated 9 months by academic rank and gender.

**Men**

Gender and academic rank	Total staff for salary reporting (from Part G, screen 1)	Salary Outlays				
		12 months	11 months	10 months	9 months	Equated 9 months
Professors	97	0	130,500	0	8,209,048	8,315,797
Associate professors	41	0	0	0	2,898,714	2,898,714
Assistant professors	42	0	0	0	3,274,490	3,274,490
Instructors	0					0
Lecturers	31	0	0	0	1,531,342	1,531,342
No academic rank	0					0
<b>Total men</b>	<b>211</b>	<b>0</b>	<b>130,500</b>	<b>0</b>	<b>15,913,594</b>	<b>16,020,343</b>

**Women**


Gender and academic rank	Total staff for salary reporting (from Part G, screen 1)	Salary Outlays				
		12 months	11 months	10 months	9 months	Equated 9 months
Professors	53	0	0	0	4,316,811	4,316,811
Associate professors	58	0	96,586	0	4,066,569	4,145,576
Assistant professors	65	0	0	0	4,434,284	4,434,284
Instructors	9	0	0	0	504,392	504,392
Lecturers	43	0	0	0	2,140,228	2,140,228
No academic rank	0					0
<b>Total women</b>	<b>228</b>	<b>0</b>	<b>96,586</b>	<b>0</b>	<b>15,462,284</b>	<b>15,541,291</b>
<b>Total (men + women)</b>	<b>439</b>	<b>0</b>	<b>227,086</b>	<b>0</b>	<b>31,375,878</b>	<b>31,561,634</b>

## Part G3 - Average Salaries for Instructional Staff by Academic Rank

**Average Salary by academic rank for Full-time Instructional Staff**

Annual Average Salaries, 2020-21

**Men**

Gender and academic rank	Total staff for salary reporting (from Part G, screen 1)	Annual Average Salaries				
		12 months	11 months	10 months	9 months	 Equated 9 months
Professors	97		<b>130,500</b>		<b>85,511</b>	<b>85,730</b>
Associate professors	41				<b>70,700</b>	<b>70,700</b>
Assistant professors	42				<b>77,964</b>	<b>77,964</b>
Instructors	0					
Lecturers	31				<b>49,398</b>	<b>49,398</b>
No academic rank	0					
<b>Total men</b>	<b>211</b>		<b>130,500</b>		<b>75,779</b>	<b>75,926</b>

**Women**

Gender and academic rank	Total staff for salary reporting (from Part G, screen 1)	Annual Average Salaries				
		12 months	11 months	10 months	9 months	 Equated 9 months
Professors	53				<b>81,449</b>	<b>81,449</b>
Associate professors	58		<b>96,586</b>		<b>71,343</b>	<b>71,475</b>
Assistant professors	65				<b>68,220</b>	<b>68,220</b>
Instructors	9				<b>56,044</b>	<b>56,044</b>
Lecturers	43				<b>49,773</b>	<b>49,773</b>
No academic rank	0					
<b>Total women</b>	<b>228</b>		<b>96,586</b>		<b>68,116</b>	<b>68,164</b>
<b>Total (men+women)</b>	<b>439</b>		<b>113,543</b>		<b>71,798</b>	<b>71,894</b>

## Part G4 - Salary Outlays for Non-instructional Staff

Salary Outlays for **Full-time Non-instructional Staff**

Annual Salary Outlays, 2020-21

Occupational category	<b>i</b> Number of full-time staff (carried forward from the Part B - FT, non-instructional staff screens)	<b>i</b> Total annual salary outlays
<u>Research staff</u>	2	144,888
<u>Public Service staff</u>	0	
<u>Library and Student and Academic Affairs and Other Education Services Occupations</u> 25-4000 + 25-2000 + 25-3000 + 25-9000	31	1,453,314
<u>Management Occupations</u> 11-0000	67	6,814,524
<u>Business and Financial Operations Occupations</u> 13-0000	61	3,489,431
<u>Computer, Engineering, and Science Occupations</u> 15-0000 + 17-0000 + 19-0000	87	5,380,473
<u>Community, Social Service, Legal, Arts, Design, Entertainment, Sports, and Media Occupations</u> 21-0000 + 23-0000 + 27-0000	162	7,954,356
<u>Healthcare Practitioners and Technical Occupations</u> 29-0000	6	389,935
<u>Service Occupations</u> 31-0000 + 33-0000 + 35-0000 + 37-0000 + 39-0000	91	3,079,661
<u>Sales and Related Occupations</u> 41-0000	0	
<u>Office and Administrative Support Occupations</u> 43-0000	105	4,119,105
<u>Natural Resources, Construction, and Maintenance Occupations</u> 45-0000 + 47-0000 + 49-0000	25	1,391,224
<u>Production, Transportation, and Material Moving Occupations</u> 51-0000 + 53-0000	10	480,002

## Part D - Part-time Staff by Occupational Category

Number of **Part-time Staff** by Occupational Category

As of November 1, 2020

- Report Hispanic/Latino individuals of any race as Hispanic/Latino
- Report race for non-Hispanic/Latino individuals only

**Men**

Race/ethnicity	<u>Instructional staff</u>	<u>Research staff</u>	<u>Public Service staff</u>
<u>Nonresident alien</u>	<input type="text" value="1"/>	<input type="text"/>	<input type="text"/>
<u>Hispanic/Latino</u>	<input type="text"/>	<input type="text"/>	<input type="text"/>
<u>American Indian or Alaska Native</u>	<input type="text"/>	<input type="text"/>	<input type="text"/>
<u>Asian</u>	<input type="text" value="2"/>	<input type="text"/>	<input type="text"/>
<u>Black or African American</u>	<input type="text"/>	<input type="text"/>	<input type="text"/>
<u>Native Hawaiian or Other Pacific Islander</u>	<input type="text"/>	<input type="text"/>	<input type="text"/>
<u>White</u>	<input type="text" value="30"/>	<input type="text"/>	<input type="text"/>
Two or more races	<input type="text" value="1"/>	<input type="text"/>	<input type="text"/>
<u>Race and ethnicity unknown</u>	<input type="text" value="6"/>	<input type="text"/>	<input type="text"/>
<b>Total men</b>	<b>40</b>	<b>0</b>	<b>0</b>

**Women**

Race/ethnicity	<u>Instructional staff</u>	<u>Research staff</u>	<u>Public Service staff</u>
Nonresident alien	<input type="text"/>	<input type="text"/>	<input type="text"/>
Hispanic/Latino	<input type="text" value="2"/>	<input type="text"/>	<input type="text"/>
American Indian or Alaska Native	<input type="text"/>	<input type="text"/>	<input type="text"/>
Asian	<input type="text" value="3"/>	<input type="text"/>	<input type="text"/>
Black or African American	<input type="text" value="1"/>	<input type="text"/>	<input type="text"/>
Native Hawaiian or Other Pacific Islander	<input type="text"/>	<input type="text"/>	<input type="text"/>
White	<input type="text" value="72"/>	<input type="text"/>	<input type="text"/>
Two or more races	<input type="text" value="1"/>	<input type="text"/>	<input type="text"/>
Race and ethnicity unknown	<input type="text" value="9"/>	<input type="text"/>	<input type="text"/>
<b>Total women</b>	<b>88</b>	<b>0</b>	<b>0</b>

<b>Total (men+women)</b>	<b>128</b>	<b>0</b>	<b>0</b>
<b>Total from prior year</b>	<b>141</b>		



## Part D - Part-time Staff by Occupational Category

Number of **Part-time Staff** by Occupational Category

As of November 1, 2020

- Report Hispanic/Latino individuals of any race as Hispanic/Latino
- Report race for non-Hispanic/Latino individuals only

## Men

Race/ethnicity	<u>Archivists, Curators, and Museum Technicians</u> 25-4010	<u>Librarians and Media Collections Specialists</u> 25-4020	<u>Library Technicians</u> 25-4030	<u>Student and Academic Affairs and Other Education Services Occupations</u> 25-2000 + 25-3000 + 25-9000	<u>Library and Student and Academic Affairs and Other Education Services Occupations</u>
<u>Nonresident alien</u>	<input type="text"/>	<input type="text"/>	<input type="text"/>	<input type="text"/>	0
<u>Hispanic/Latino</u>	<input type="text"/>	<input type="text"/>	<input type="text"/>	<input type="text"/>	0
<u>American Indian or Alaska Native</u>	<input type="text"/>	<input type="text"/>	<input type="text"/>	<input type="text"/>	0
<u>Asian</u>	<input type="text"/>	<input type="text"/>	<input type="text"/>	<input type="text"/>	0
<u>Black or African American</u>	<input type="text"/>	<input type="text"/>	<input type="text"/>	<input type="text"/>	0
<u>Native Hawaiian or Other Pacific Islander</u>	<input type="text"/>	<input type="text"/>	<input type="text"/>	<input type="text"/>	0
<u>White</u>	<input type="text"/>	<input type="text"/>	<input type="text"/>	<input type="text"/>	0
Two or more races	<input type="text"/>	<input type="text"/>	<input type="text"/>	<input type="text"/>	0
<u>Race and ethnicity unknown</u>	<input type="text"/>	<input type="text"/>	<input type="text"/>	<input type="text"/>	0
<b>Total men</b>	0	0	0	0	0

## Women

Race/ethnicity	<u>Archivists, Curators, and Museum Technicians</u> 25-4010	<u>Librarians and Media Collections Specialists</u> 25-4020	<u>Library Technicians</u> 25-4030	<u>Student and Academic Affairs and Other Education Services Occupations</u> 25-2000 + 25-3000 + 25-9000	<u>Library and Student and Academic Affairs and Other Education Services Occupations</u>
Nonresident alien	<input type="text"/>	<input type="text"/>	<input type="text"/>	<input type="text"/>	0
Hispanic/Latino	<input type="text"/>	<input type="text"/>	<input type="text"/>	<input type="text" value="1"/>	1
American Indian or Alaska Native	<input type="text"/>	<input type="text"/>	<input type="text"/>	<input type="text"/>	0
Asian	<input type="text"/>	<input type="text"/>	<input type="text"/>	<input type="text"/>	0
Black or African American	<input type="text"/>	<input type="text"/>	<input type="text"/>	<input type="text"/>	0
Native Hawaiian or Other Pacific Islander	<input type="text"/>	<input type="text"/>	<input type="text"/>	<input type="text"/>	0
White	<input type="text"/>	<input type="text"/>	<input type="text" value="1"/>	<input type="text"/>	1
Two or more races	<input type="text"/>	<input type="text" value="1"/>	<input type="text"/>	<input type="text"/>	1
Race and ethnicity unknown	<input type="text"/>	<input type="text"/>	<input type="text"/>	<input type="text"/>	0
<b>Total women</b>	0	1	1	1	3
<b>Total (men+women)</b>	0	1	1	1	3

Total from prior year		1	1	2	4
-----------------------	--	---	---	---	---

## Part D - Part-time Staff by Occupational Category

Number of **Part-time Staff**

As of November 1, 2020

- Report Hispanic/Latino individuals of any race as Hispanic/Latino
- Report race for non-Hispanic/Latino individuals only

## Men

Race/ethnicity	<u>Management Occupations</u> 11-0000	<u>Business and Financial Operations Occupations</u> 13-0000	<u>Computer, Engineering, and Science Occupations</u> 15-0000 + 17-0000 + 19-0000	<u>Community, Social Service, Legal, Arts, Design, Entertainment, Sports, and Media Occupations</u> 21-0000 + 23-0000 + 27-0000	<u>Healthcare Practitioners and Technical Occupations</u> 29-0000
<u>Nonresident alien</u>	<input type="text"/>	<input type="text"/>	<input type="text"/>	<input type="text"/>	<input type="text"/>
<u>Hispanic/Latino</u>	<input type="text"/>	<input type="text"/>	<input type="text"/>	<input type="text"/>	<input type="text"/>
<u>American Indian or Alaska Native</u>	<input type="text"/>	<input type="text"/>	<input type="text"/>	<input type="text"/>	<input type="text"/>
<u>Asian</u>	<input type="text"/>	<input type="text"/>	<input type="text"/>	<input type="text"/>	<input type="text"/>
<u>Black or African American</u>	<input type="text"/>	<input type="text"/>	<input type="text"/>	<input type="text" value="1"/>	<input type="text"/>
<u>Native Hawaiian or Other Pacific Islander</u>	<input type="text"/>	<input type="text"/>	<input type="text"/>	<input type="text"/>	<input type="text"/>
<u>White</u>	<input type="text"/>	<input type="text"/>	<input type="text" value="1"/>	<input type="text" value="4"/>	<input type="text" value="1"/>
Two or more races	<input type="text"/>	<input type="text"/>	<input type="text"/>	<input type="text"/>	<input type="text"/>
<u>Race and ethnicity unknown</u>	<input type="text"/>	<input type="text"/>	<input type="text"/>	<input type="text"/>	<input type="text"/>
<b>Total men</b>	<b>0</b>	<b>0</b>	<b>1</b>	<b>5</b>	<b>1</b>

## Women

Race/ethnicity	<u>Management Occupations</u> 11-0000	<u>Business and Financial Operations Occupations</u> 13-0000	<u>Computer, Engineering, and Science Occupations</u> 15-0000 + 17-0000 + 19-0000	<u>Community, Social Service, Legal, Arts, Design, Entertainment, Sports, and Media Occupations</u> 21-0000 + 23-0000 + 27-0000	<u>Healthcare Practitioners and Technical Occupations</u> 29-0000
Nonresident alien	<input type="text"/>	<input type="text"/>	<input type="text"/>	<input type="text"/>	<input type="text"/>
Hispanic/Latino	<input type="text"/>	<input type="text"/>	<input type="text"/>	<input type="text"/>	<input type="text"/>
American Indian or Alaska Native	<input type="text"/>	<input type="text"/>	<input type="text"/>	<input type="text" value="1"/>	<input type="text"/>
Asian	<input type="text"/>	<input type="text"/>	<input type="text" value="1"/>	<input type="text" value="1"/>	<input type="text" value="1"/>
Black or African American	<input type="text"/>	<input type="text"/>	<input type="text"/>	<input type="text"/>	<input type="text"/>
Native Hawaiian or Other Pacific Islander	<input type="text"/>	<input type="text"/>	<input type="text"/>	<input type="text"/>	<input type="text"/>
White	<input type="text"/>	<input type="text" value="1"/>	<input type="text" value="4"/>	<input type="text" value="9"/>	<input type="text" value="6"/>
Two or more races	<input type="text"/>	<input type="text"/>	<input type="text"/>	<input type="text"/>	<input type="text"/>
Race and ethnicity unknown	<input type="text" value="1"/>	<input type="text"/>	<input type="text"/>	<input type="text" value="1"/>	<input type="text" value="1"/>
<b>Total women</b>	<b>1</b>	<b>1</b>	<b>5</b>	<b>12</b>	<b>8</b>

<b>Total</b>	<b>1</b>	<b>1</b>	<b>6</b>	<input checked="" type="checkbox"/> <b>17</b>	<b>9</b>
--------------	----------	----------	----------	---	----------

(men+women)					
Total from prior year	1	2	13	54	9

## Part D - Part-time Staff by Occupational Category

**Number of Part-time Staff**

As of November 1, 2020

- Report Hispanic/Latino individuals of any race as Hispanic/Latino
- Report race for non-Hispanic/Latino individuals only

**Men**

Race/ethnicity	<u>Service Occupations</u> 31-0000 + 33-0000 + 35-0000 + 37-0000 + 39-0000	<u>Sales and Related Occupations</u> 41-0000	<u>Office and Administrative Support Occupations</u> 43-0000	<u>Natural Resources, Construction, and Maintenance Occupations</u> 45-0000 + 47-0000 + 49-0000	<u>Production, Transportation, and Material Moving Occupations</u> 51-0000 + 53-0000	Grand Total (All part-time staff)
<u>Nonresident alien</u>	<input type="text"/>	<input type="text"/>	<input type="text"/>	<input type="text"/>	<input type="text"/>	1
<u>Hispanic/Latino</u>	<input type="text"/>	<input type="text"/>	<input type="text"/>	<input type="text"/>	<input type="text"/>	0
<u>American Indian or Alaska Native</u>	<input type="text"/>	<input type="text"/>	<input type="text"/>	<input type="text"/>	<input type="text"/>	0
<u>Asian</u>	<input type="text"/>	<input type="text"/>	<input type="text"/>	<input type="text"/>	<input type="text"/>	2
<u>Black or African American</u>	<input type="text"/>	<input type="text"/>	<input type="text"/>	<input type="text"/>	<input type="text"/>	1
<u>Native Hawaiian or Other Pacific Islander</u>	<input type="text"/>	<input type="text"/>	<input type="text"/>	<input type="text"/>	<input type="text"/>	0
<u>White</u>	<input type="text"/>	<input type="text"/>	<input type="text" value="1"/>	<input type="text" value="1"/>	<input type="text" value="2"/>	40
Two or more races	<input type="text"/>	<input type="text"/>	<input type="text"/>	<input type="text"/>	<input type="text"/>	1
<u>Race and ethnicity unknown</u>	<input type="text"/>	<input type="text"/>	<input type="text"/>	<input type="text"/>	<input type="text"/>	6
<b>Total men</b>	<b>0</b>	<b>0</b>	<b>1</b>	<b>1</b>	<b>2</b>	<b>51</b>

**Women**

Race/ethnicity	<u>Service Occupations</u> 31-0000 + 33-0000 + 35-0000 + 37-0000 + 39-0000	<u>Sales and Related Occupations</u> 41-0000	<u>Office and Administrative Support Occupations</u> 43-0000	<u>Natural Resources, Construction, and Maintenance Occupations</u> 45-0000 + 47-0000 + 49-0000	<u>Production, Transportation, and Material Moving Occupations</u> 51-0000 + 53-0000	Grand Total (All part-time staff)
Nonresident alien	<input type="text"/>	<input type="text"/>	<input type="text"/>	<input type="text"/>	<input type="text"/>	0
Hispanic/Latino	<input type="text"/>	<input type="text"/>	<input type="text"/>	<input type="text"/>	<input type="text"/>	3
American Indian or Alaska Native	<input type="text"/>	<input type="text"/>	<input type="text"/>	<input type="text"/>	<input type="text"/>	1
Asian	<input type="text"/>	<input type="text"/>	<input type="text"/>	<input type="text"/>	<input type="text"/>	6
Black or African American	<input type="text"/>	<input type="text"/>	<input type="text"/>	<input type="text"/>	<input type="text"/>	1
Native Hawaiian or Other Pacific Islander	<input type="text"/>	<input type="text"/>	<input type="text"/>	<input type="text"/>	<input type="text"/>	0
White	<input type="text" value="4"/>	<input type="text"/>	<input type="text" value="22"/>	<input type="text"/>	<input type="text"/>	119
Two or more races	<input type="text"/>	<input type="text"/>	<input type="text" value="1"/>	<input type="text"/>	<input type="text"/>	3
<u>Race and ethnicity unknown</u>	<input type="text" value="1"/>	<input type="text"/>	<input type="text"/>	<input type="text"/>	<input type="text"/>	13

Total women	5	0	23	0	0	146
Total (men+women)	5	0	24	1	2	197
Total from prior year	11		29	2		266

## Part D - Graduate assistants

## Number of Graduate Assistants

As of November 1, 2020

- Report Hispanic/Latino individuals of any race as Hispanic/Latino
- Report race for non-Hispanic/Latino individuals only

## Men

Race/ethnicity	<u>Teaching</u> 25-9044	<u>Research</u>	<u>Other</u> 11-0000, 13-0000, 15-0000, 17-0000, 19-0000, 21-0000, 23-0000, 27-0000, 25-4000, 25-4010, 25-4020, 25-4030, 25-2000, 25-3000, 25-9000, 29-0000	Total
<u>Nonresident alien</u>	<input type="text"/>	<input type="text"/>	<input type="text"/>	0
<u>Hispanic/Latino</u>	<input type="text"/>	<input type="text"/>	<input type="text"/>	0
<u>American Indian or Alaska Native</u>	<input type="text"/>	<input type="text"/>	<input type="text"/>	0
<u>Asian</u>	<input type="text"/>	<input type="text"/>	<input type="text"/>	0
<u>Black or African American</u>	<input type="text"/>	<input type="text"/>	<input type="text"/>	0
<u>Native Hawaiian or Other Pacific Islander</u>	<input type="text"/>	<input type="text"/>	<input type="text"/>	0
<u>White</u>	<input type="text" value="3"/>	<input type="text"/>	<input type="text" value="2"/>	5
Two or more races	<input type="text"/>	<input type="text"/>	<input type="text"/>	0
<u>Race and ethnicity unknown</u>	<input type="text" value="6"/>	<input type="text"/>	<input type="text"/>	6
<b>Total men</b>	<b>9</b>	<b>0</b>	<b>2</b>	<b>11</b>

## Women






Race/ethnicity	<u>Teaching</u> 25-9044	<u>Research</u>	<u>Other</u> 11-0000, 13-0000, 15-0000, 17-0000, 19-0000, 21-0000, 23-0000, 27-0000, 25-4000, 25-4010, 25-4020, 25-4030, 25-2000, 25-3000, 25-9000, 29-0000	Total
Nonresident alien	<input type="text"/>	<input type="text"/>	<input type="text"/>	0
Hispanic/Latino	<input type="text"/>	<input type="text"/>	<input type="text"/>	0
American Indian or Alaska Native	<input type="text"/>	<input type="text"/>	<input type="text"/>	0
Asian	<input type="text"/>	<input type="text"/>	<input type="text"/>	0
Black or African American	<input type="text"/>	<input type="text"/>	<input type="text"/>	0
Native Hawaiian or Other Pacific Islander	<input type="text"/>	<input type="text"/>	<input type="text"/>	0
White	<input type="text" value="24"/>	<input type="text"/>	<input type="text" value="3"/>	27
Two or more races	<input type="text"/>	<input type="text"/>	<input type="text"/>	0
Race and ethnicity unknown	<input type="text" value="14"/>	<input type="text" value="1"/>	<input type="text" value="2"/>	17
<b>Total women</b>	<b>38</b>	<b>1</b>	<b>5</b>	<b>44</b>

<b>Total (men+women)</b>	<b>47</b>	<b>1</b>	<b>7</b>	<input checked="" type="checkbox"/> <b>55</b>
Total from prior year	51	1	4	56

## Part E - Part-time Staff by Occupational Category and Tenure Status

Number of **Part-time Staff**

As of November 1, 2020

Occupational category		With <u>Faculty Status</u>						Without Faculty Status	Total
		<u>Tenured</u>	<u>On Tenure Track</u>	<u>Not on Tenure Track</u>					
				<u>Multi-year</u>	<u>Annual contract</u>	<u>Less-than-annual contract</u>	<u>Indefinite duration (continuing or at-will)</u>		
<u>Primarily Instruction</u>		5	1	59	16	34	1	0	116
	 Exclusively credit	<input type="text"/>	<input type="text"/>	<input type="text"/>	<input type="text"/>	<input type="text"/>	<input type="text"/>	<input type="text"/>	0
	 Exclusively not-for-credit	<input type="text"/>	<input type="text"/>	<input type="text"/>	<input type="text"/>	<input type="text"/>	<input type="text"/>	<input type="text"/>	0
	Combined credit/not-for-credit	<input type="text" value="5"/>	<input type="text" value="1"/>	<input type="text" value="59"/>	<input type="text" value="16"/>	<input type="text" value="34"/>	<input type="text" value="1"/>	<input type="text"/>	116
<u>Instruction/research/public service staff</u>		<input type="text" value="12"/>	<input type="text"/>	<input type="text"/>	<input type="text"/>	<input type="text"/>	<input type="text"/>	<input type="text"/>	12
<u>Research staff</u>		<input type="text"/>	<input type="text"/>	<input type="text"/>	<input type="text"/>	<input type="text"/>	<input type="text"/>	<input type="text"/>	0
<u>Public Service staff</u>		<input type="text"/>	<input type="text"/>	<input type="text"/>	<input type="text"/>	<input type="text"/>	<input type="text"/>	<input type="text"/>	0
<u>Archivists, Curators, and Museum Technicians 25-4010</u>		<input type="text"/>	<input type="text"/>	<input type="text"/>	<input type="text"/>	<input type="text"/>	<input type="text"/>	<input type="text"/>	0
<u>Librarians and Media Collections Specialists 25-4020</u>		<input type="text"/>	<input type="text"/>	<input type="text"/>	<input type="text"/>	<input type="text"/>	<input type="text"/>	<input type="text" value="1"/>	1
<u>Library Technicians 25-4030</u>		<input type="text"/>	<input type="text"/>	<input type="text"/>	<input type="text"/>	<input type="text"/>	<input type="text"/>	<input type="text" value="1"/>	1
 <u>Student and Academic Affairs and Other Education Services Occupations 25-2000 + 25-3000 + 25-9000</u>		<input type="text"/>	<input type="text"/>	<input type="text"/>	<input type="text"/>	<input type="text"/>	<input type="text"/>	<input type="text" value="1"/>	1
<u>Management Occupations 11-0000</u>		<input type="text"/>	<input type="text"/>	<input type="text"/>	<input type="text"/>	<input type="text"/>	<input type="text"/>	<input type="text" value="1"/>	1
<u>Business and Financial Operations Occupations 13-0000</u>		<input type="text"/>	<input type="text"/>	<input type="text"/>	<input type="text"/>	<input type="text"/>	<input type="text"/>	<input type="text" value="1"/>	1
<u>Computer, Engineering, and Science Occupations 15-0000 + 17-0000 + 19-0000</u>		<input type="text"/>	<input type="text"/>	<input type="text"/>	<input type="text"/>	<input type="text"/>	<input type="text"/>	<input type="text" value="6"/>	6
<u>Community, Social Service, Legal, Arts, Design, Entertainment, Sports, and Media Occupations 21-0000 + 23-0000 + 27-0000</u>		<input type="text"/>	<input type="text"/>	<input type="text"/>	<input type="text"/>	<input type="text"/>	<input type="text"/>	<input type="text" value="17"/>	17
<u>Healthcare Practitioners and Technical Occupations 29-0000</u>		<input type="text"/>	<input type="text"/>	<input type="text"/>	<input type="text"/>	<input type="text"/>	<input type="text"/>	<input type="text" value="9"/>	9
Total		17	1	59	 16	34	1	 37	165
Total from prior year		6	1	57	32	43	2	83	224



## Part F - Part-time Summary

## Summary of Part-time Staff

As of November 1, 2020

Occupational category		With Faculty Status						Without Faculty Status	Total
		Tenured	On Tenure Track	Not on Tenure Track					
				Multi-year	Annual contract	Less-than-annual contract	Indefinite duration (continuing or at-will)		
Primarily Instruction		5	1	59	16	34	1	0	116
	Exclusively credit								0
	Exclusively not-for-credit								0
	Combined credit/not-for-credit	5	1	59	16	34	1		116
Instruction/research/public service staff		12							12
Research staff									0
Public Service staff									0
Archivists, Curators, and Museum Technicians 25-4010									0
Librarians and Media Collections Specialists 25-4020								1	1
Library Technicians 25-4030								1	1
Student and Academic Affairs and Other Education Services Occupations 25-2000 + 25-3000 + 25-9000								1	1
Management Occupations 11-0000								1	1
Business and Financial Operations Occupations 13-0000								1	1
Computer, Engineering, and Science Occupations 15-0000 + 17-0000 + 19-0000								6	6
Community, Social Service, Legal, Arts, Design, Entertainment, Sports, and Media Occupations 21-0000 + 23-0000 + 27-0000								17	17
Healthcare Practitioners and Technical Occupations 29-0000								9	9
Service Occupations 31-0000 + 33-0000 + 35-0000 + 37-0000 + 39-0000									5
Sales and Related Occupations 41-0000									0
Office and Administrative Support Occupations 43-0000									24
Natural Resources, Construction, and Maintenance Occupations 45-0000 + 47-0000 + 49-0000									1
Production, Transportation, and Material Moving Occupations 51-0000 + 53-0000									2
Graduate Assistants									55
	Teaching 25-9044								47
	Research								1

	Other 11-0000, 13-0000, 15-0000, 17-0000, 19-0000, 21-0000, 23-0000, 27-0000, 25-4000, 25-4010, 25-4020, 25-4030, 25-2000, 25-3000, 25-9000, 29-0000		7
Total			252

## Part H - New Hires, Full-time Instructional Staff by Tenure Status

**Number of Newly Hired Full-time Permanent Instructional Staff**

(Hired full-time between November 1, 2019 - October 31, 2020)

- Report Hispanic/Latino individuals of any race as Hispanic/Latino
- Report race for non-Hispanic/Latino individuals only
- Include Primarily Instruction and Instruction Combined with Research and Public Service

**Men**

Race/ethnicity	With <u>Faculty Status</u>						Without Faculty Status	Total
	<u>Tenured</u>	<u>On Tenure Track</u>	<u>Not on Tenure Track</u>					
			<u>Multi-year</u>	<u>Annual contract</u>	<u>Less-than-annual contract</u>	<u>Indefinite duration (continuing or at-will)</u>		
<u>Nonresident alien</u>	<input type="text"/>	<input type="text" value="3"/>	<input type="text"/>	<input type="text"/>	<input type="text"/>	<input type="text"/>	<input type="text"/>	<b>3</b>
<u>Hispanic/Latino</u>	<input type="text"/>	<input type="text"/>	<input type="text"/>	<input type="text"/>	<input type="text"/>	<input type="text"/>	<input type="text"/>	<b>0</b>
<u>American Indian or Alaska Native</u>	<input type="text"/>	<input type="text"/>	<input type="text"/>	<input type="text"/>	<input type="text"/>	<input type="text"/>	<input type="text"/>	<b>0</b>
<u>Asian</u>	<input type="text"/>	<input type="text"/>	<input type="text"/>	<input type="text"/>	<input type="text"/>	<input type="text"/>	<input type="text"/>	<b>0</b>
<u>Black or African American</u>	<input type="text"/>	<input type="text"/>	<input type="text"/>	<input type="text"/>	<input type="text"/>	<input type="text"/>	<input type="text"/>	<b>0</b>
<u>Native Hawaiian or Other Pacific Islander</u>	<input type="text"/>	<input type="text"/>	<input type="text"/>	<input type="text"/>	<input type="text"/>	<input type="text"/>	<input type="text"/>	<b>0</b>
<u>White</u>	<input type="text"/>	<input type="text" value="6"/>	<input type="text"/>	<input type="text"/>	<input type="text"/>	<input type="text" value="2"/>	<input type="text"/>	<b>8</b>
Two or more races	<input type="text"/>	<input type="text"/>	<input type="text"/>	<input type="text"/>	<input type="text"/>	<input type="text"/>	<input type="text"/>	<b>0</b>
<u>Race and ethnicity unknown</u>	<input type="text"/>	<input type="text" value="2"/>	<input type="text"/>	<input type="text"/>	<input type="text"/>	<input type="text"/>	<input type="text"/>	<b>2</b>
<b>Total men</b>	<b>0</b>	<b>11</b>	<b>0</b>	<b>0</b>	<b>0</b>	<b>2</b>	<b>0</b>	<b>13</b>

**Women**

Race/ethnicity	With <u>Faculty Status</u>						Without Faculty Status	Total
	<u>Tenured</u>	<u>On Tenure Track</u>	<u>Not on Tenure Track</u>					
			<u>Multi-year</u>	<u>Annual contract</u>	<u>Less-than-annual contract</u>	<u>Indefinite duration (continuing or at-will)</u>		
Nonresident alien	<input type="text"/>	<input type="text" value="2"/>	<input type="text"/>	<input type="text"/>	<input type="text"/>	<input type="text" value="1"/>	<input type="text"/>	<b>3</b>
Hispanic/Latino	<input type="text" value="1"/>	<input type="text"/>	<input type="text"/>	<input type="text"/>	<input type="text"/>	<input type="text"/>	<input type="text"/>	<b>1</b>
American Indian or Alaska Native	<input type="text"/>	<input type="text"/>	<input type="text"/>	<input type="text"/>	<input type="text"/>	<input type="text"/>	<input type="text"/>	<b>0</b>
Asian	<input type="text"/>	<input type="text"/>	<input type="text"/>	<input type="text"/>	<input type="text"/>	<input type="text"/>	<input type="text"/>	<b>0</b>
Black or African American	<input type="text"/>	<input type="text" value="1"/>	<input type="text"/>	<input type="text"/>	<input type="text"/>	<input type="text"/>	<input type="text"/>	<b>1</b>
Native Hawaiian or Other Pacific Islander	<input type="text"/>	<input type="text"/>	<input type="text"/>	<input type="text"/>	<input type="text"/>	<input type="text"/>	<input type="text"/>	<b>0</b>
White	<input type="text" value="1"/>	<input type="text" value="5"/>	<input type="text"/>	<input type="text"/>	<input type="text"/>	<input type="text" value="2"/>	<input type="text"/>	<b>8</b>
Two or more races	<input type="text"/>	<input type="text" value="1"/>	<input type="text"/>	<input type="text"/>	<input type="text"/>	<input type="text"/>	<input type="text"/>	<b>1</b>
Race and ethnicity unknown	<input type="text"/>	<input type="text" value="2"/>	<input type="text"/>	<input type="text"/>	<input type="text"/>	<input type="text"/>	<input type="text"/>	<b>2</b>
<b>Total women</b>	<b>2</b>	<b>11</b>	<b>0</b>	<b>0</b>	<b>0</b>	<b>3</b>	<b>0</b>	<b>16</b>

<b>Total (men+women)</b>	<b>2</b>	<b>22</b>	<b>0</b>	<b>0</b>	<b>0</b>	<b>5</b>	<b>0</b>	<b>29</b>
--------------------------	----------	-----------	----------	----------	----------	----------	----------	-----------

## Part H - New Hires, Full-time Staff by Occupational Category

**Number of Newly Hired Full-time Staff**

(Hired full-time between November 1, 2019 - October 31, 2020)

- Report Hispanic/Latino individuals of any race as Hispanic/Latino
- Report race for non-Hispanic/Latino individuals only

**Men**

Race/ethnicity	<u>Instructional Staff</u> (from Part H, screen 1)	<u>Research</u> <u>staff</u>	<u>Public Service</u> <u>staff</u>	<u>Library and Student and Academic Affairs and Other Education</u> <u>Services Occupations</u> 25-4000 + 25-2000 + 25-3000 + 25-9000
<u>Nonresident alien</u>	3	<input type="text"/>	<input type="text"/>	<input type="text"/>
<u>Hispanic/Latino</u>	0	<input type="text"/>	<input type="text"/>	<input type="text"/>
<u>American Indian or Alaska Native</u>	0	<input type="text"/>	<input type="text"/>	<input type="text"/>
<u>Asian</u>	0	<input type="text"/>	<input type="text"/>	<input type="text"/>
<u>Black or African American</u>	0	<input type="text"/>	<input type="text"/>	<input type="text"/>
<u>Native Hawaiian or Other Pacific Islander</u>	0	<input type="text"/>	<input type="text"/>	<input type="text"/>
<u>White</u>	8	<input type="text"/>	<input type="text"/>	<input type="text"/>
Two or more races	0	<input type="text"/>	<input type="text"/>	<input type="text"/>
<u>Race and ethnicity unknown</u>	2	<input type="text"/>	<input type="text"/>	<input type="text"/>
<b>Total men</b>	<b>13</b>	<b>0</b>	<b>0</b>	<b>0</b>

**Women**

Race/ethnicity	<u>Instructional Staff</u> (from Part H, screen 1)	<u>Research</u> <u>staff</u>	<u>Public Service</u> <u>staff</u>	<u>Library and Student and Academic Affairs and Other Education</u> <u>Services Occupations</u> 25-4000 + 25-2000 + 25-3000 + 25-9000
Nonresident alien	3	<input type="text"/>	<input type="text"/>	<input type="text"/>
Hispanic/Latino	1	<input type="text"/>	<input type="text"/>	<input type="text"/>
American Indian or Alaska Native	0	<input type="text"/>	<input type="text"/>	<input type="text"/>
Asian	0	<input type="text"/>	<input type="text"/>	<input type="text"/>
Black or African American	1	<input type="text"/>	<input type="text"/>	<input type="text"/>
Native Hawaiian or Other Pacific Islander	0	<input type="text"/>	<input type="text"/>	<input type="text"/>
White	8	<input type="text"/>	<input type="text"/>	<input type="text"/>
Two or more races	1	<input type="text"/>	<input type="text"/>	<input type="text"/>
Race and ethnicity unknown	2	<input type="text"/>	<input type="text"/>	<input type="text"/>
<b>Total women</b>	<b>16</b>	<b>0</b>	<b>0</b>	<b>0</b>
<b>Total (men+women)</b>	<b>29</b>	<b>0</b>	<b>0</b>	<b>0</b>

## Part H - New Hires, Full-time Staff by Occupational Category

**Number of Newly Hired Full-time Staff**

(Hired full-time between November 1, 2019 - October 31, 2020)

- Report Hispanic/Latino individuals of any race as Hispanic/Latino
- Report race for non-Hispanic/Latino individuals only

**Men**

Race/ethnicity	<u>Management Occupations</u> 11-0000	<u>Business and Financial Operations Occupations</u> 13-0000	<u>Computer, Engineering, and Science Occupations</u> 15-0000 + 17-0000 + 19-0000	<u>Community, Social Service, Legal, Arts, Design, Entertainment, Sports, and Media Occupations</u> 21-0000 + 23-0000 + 27-0000	<u>Healthcare Practitioners and Technical Occupations</u> 29-0000
<u>Nonresident alien</u>	<input type="text"/>	<input type="text"/>	<input type="text"/>	<input type="text"/>	<input type="text"/>
<u>Hispanic/Latino</u>	<input type="text"/>	<input type="text"/>	<input type="text"/>	<input type="text"/>	<input type="text"/>
<u>American Indian or Alaska Native</u>	<input type="text"/>	<input type="text"/>	<input type="text"/>	<input type="text"/>	<input type="text"/>
<u>Asian</u>	<input type="text"/>	<input type="text"/>	<input type="text"/>	<input type="text"/>	<input type="text"/>
<u>Black or African American</u>	<input type="text" value="1"/>	<input type="text"/>	<input type="text"/>	<input type="text" value="1"/>	<input type="text"/>
<u>Native Hawaiian or Other Pacific Islander</u>	<input type="text"/>	<input type="text"/>	<input type="text"/>	<input type="text"/>	<input type="text"/>
<u>White</u>	<input type="text" value="1"/>	<input type="text" value="1"/>	<input type="text"/>	<input type="text" value="4"/>	<input type="text"/>
Two or more races	<input type="text"/>	<input type="text"/>	<input type="text"/>	<input type="text"/>	<input type="text"/>
<u>Race and ethnicity unknown</u>	<input type="text"/>	<input type="text"/>	<input type="text"/>	<input type="text" value="1"/>	<input type="text"/>
<b>Total men</b>	<b>2</b>	<b>1</b>	<b>0</b>	<b>6</b>	<b>0</b>

**Women**

Race/ethnicity	<u>Management Occupations</u> 11-0000	<u>Business and Financial Operations Occupations</u> 13-0000	<u>Computer, Engineering, and Science Occupations</u> 15-0000 + 17-0000 + 19-0000	<u>Community, Social Service, Legal, Arts, Design, Entertainment, Sports, and Media Occupations</u> 21-0000 + 23-0000 + 27-0000	<u>Healthcare Practitioners and Technical Occupations</u> 29-0000
Nonresident alien	<input type="text"/>	<input type="text"/>	<input type="text"/>	<input type="text"/>	<input type="text"/>
Hispanic/Latino	<input type="text"/>	<input type="text"/>	<input type="text"/>	<input type="text"/>	<input type="text"/>
American Indian or Alaska Native	<input type="text"/>	<input type="text"/>	<input type="text"/>	<input type="text"/>	<input type="text"/>
Asian	<input type="text" value="1"/>	<input type="text"/>	<input type="text"/>	<input type="text"/>	<input type="text"/>
Black or African American	<input type="text"/>	<input type="text"/>	<input type="text"/>	<input type="text" value="1"/>	<input type="text"/>
Native Hawaiian or Other Pacific Islander	<input type="text"/>	<input type="text"/>	<input type="text"/>	<input type="text"/>	<input type="text"/>
White	<input type="text" value="2"/>	<input type="text"/>	<input type="text" value="1"/>	<input type="text" value="9"/>	<input type="text"/>
Two or more races	<input type="text"/>	<input type="text"/>	<input type="text"/>	<input type="text"/>	<input type="text"/>
Race and ethnicity unknown	<input type="text" value="1"/>	<input type="text"/>	<input type="text"/>	<input type="text" value="1"/>	<input type="text"/>
<b>Total women</b>	<b>4</b>	<b>0</b>	<b>1</b>	<b>11</b>	<b>0</b>

<b>Total</b>	<b>6</b>	<b>1</b>	<b>1</b>	<b>17</b>	<b>0</b>
--------------	----------	----------	----------	-----------	----------

(men+women)				
-------------	--	--	--	--

## Part H - New Hires, Full-time Staff by Occupational Category

**Number of Newly Hired Full-time Staff**

(Hired full-time between November 1, 2019 - October 31, 2020)

- Report Hispanic/Latino individuals of any race as Hispanic/Latino
- Report race for non-Hispanic/Latino individuals only

**Men**

Race/ethnicity	<u>Service Occupations</u> 31-0000 + 33-0000 + 35-0000 + 37-0000 + 39-0000	<u>Sales and Related Occupations</u> 41-0000	<u>Office and Administrative Support Occupations</u> 43-0000	<u>Natural Resources, Construction, and Maintenance Occupations</u> 45-0000 + 47-0000 + 49-0000	<u>Production, Transportation, and Material Moving Occupations</u> 51-0000 + 53-0000	Grand Total (All full-time new hires)
<u>Nonresident alien</u>	<input type="text"/>	<input type="text"/>	<input type="text"/>	<input type="text"/>	<input type="text"/>	<b>3</b>
<u>Hispanic/Latino</u>	<input type="text" value="1"/>	<input type="text"/>	<input type="text"/>	<input type="text"/>	<input type="text"/>	<b>1</b>
<u>American Indian or Alaska Native</u>	<input type="text"/>	<input type="text"/>	<input type="text"/>	<input type="text"/>	<input type="text"/>	<b>0</b>
<u>Asian</u>	<input type="text" value="2"/>	<input type="text"/>	<input type="text"/>	<input type="text"/>	<input type="text"/>	<b>2</b>
<u>Black or African American</u>	<input type="text"/>	<input type="text"/>	<input type="text"/>	<input type="text"/>	<input type="text"/>	<b>2</b>
<u>Native Hawaiian or Other Pacific Islander</u>	<input type="text"/>	<input type="text"/>	<input type="text"/>	<input type="text"/>	<input type="text"/>	<b>0</b>
<u>White</u>	<input type="text" value="5"/>	<input type="text"/>	<input type="text" value="1"/>	<input type="text"/>	<input type="text" value="2"/>	<b>22</b>
Two or more races	<input type="text"/>	<input type="text"/>	<input type="text"/>	<input type="text"/>	<input type="text"/>	<b>0</b>
<u>Race and ethnicity unknown</u>	<input type="text" value="3"/>	<input type="text"/>	<input type="text"/>	<input type="text"/>	<input type="text"/>	<b>6</b>
<b>Total men</b>	<b>11</b>	<b>0</b>	<b>1</b>	<b>0</b>	<b>2</b>	<b>36</b>

**Women**

Race/ethnicity	<u>Service Occupations</u> 31-0000 + 33-0000 + 35-0000 + 37-0000 + 39-0000	<u>Sales and Related Occupations</u> 41-0000	<u>Office and Administrative Support Occupations</u> 43-0000	<u>Natural Resources, Construction, and Maintenance Occupations</u> 45-0000 + 47-0000 + 49-0000	<u>Production, Transportation, and Material Moving Occupations</u> 51-0000 + 53-0000	Grand Total (All full-time new hires)
Nonresident alien	<input type="text"/>	<input type="text"/>	<input type="text"/>	<input type="text"/>	<input type="text"/>	<b>3</b>
Hispanic/Latino	<input type="text"/>	<input type="text"/>	<input type="text"/>	<input type="text"/>	<input type="text"/>	<b>1</b>
American Indian or Alaska Native	<input type="text"/>	<input type="text"/>	<input type="text"/>	<input type="text"/>	<input type="text"/>	<b>0</b>
Asian	<input type="text"/>	<input type="text"/>	<input type="text"/>	<input type="text"/>	<input type="text"/>	<b>1</b>
Black or African American	<input type="text"/>	<input type="text"/>	<input type="text"/>	<input type="text"/>	<input type="text"/>	<b>2</b>
Native Hawaiian or Other Pacific Islander	<input type="text"/>	<input type="text"/>	<input type="text"/>	<input type="text"/>	<input type="text"/>	<b>0</b>
White	<input type="text" value="3"/>	<input type="text"/>	<input type="text" value="10"/>	<input type="text"/>	<input type="text"/>	<b>33</b>
Two or more races	<input type="text"/>	<input type="text"/>	<input type="text" value="1"/>	<input type="text"/>	<input type="text"/>	<b>2</b>

Race and ethnicity unknown	<input type="text"/>	<input type="text"/>	<input type="text" value="1"/>	<input type="text"/>	<input type="text"/>	<b>5</b>
Total women	<b>3</b>	<b>0</b>	<b>12</b>	<b>0</b>	<b>0</b>	<b>47</b>
Total (men+women)	<b>14</b>	<b>0</b>	<b>13</b>	<b>0</b>	<b>2</b>	<b>83</b>



Human Resources Survey Evaluation

Were any staff members difficult to categorize? If so, please explain in the box below.

Prepared by

Prepared by

Reporting Reminders:

- The name of the preparer is being collected so that we can follow up with the appropriate person in the event that there are questions concerning the data.
- The Keyholder will be copied on all email correspondence to other preparers.
- The time it took to prepare this component is being collected so that we can continue to improve our estimate of the reporting burden associated with IPEDS.
- Please include in your estimate the time it took for you to review instructions, query and search data sources, complete and review the component, and submit the data through the Data Collection System.
- Thank you for your assistance.

This survey component was prepared by:					
<input type="radio"/>	Keyholder	<input type="radio"/>	SFA Contact	<input type="radio"/>	HR Contact
<input type="radio"/>	Finance Contact	<input type="radio"/>	Academic Library Contact	<input type="radio"/>	Other
Name: <input type="text"/>					
Email: <input type="text"/>					

How many staff from your institution only were involved in the data collection and reporting process of this survey component?	
<input type="text"/>	Number of Staff (including yourself)

How many hours did you and others from your institution only spend on each of the steps below when responding to this survey component? <i>Exclude the hours spent collecting data for state and other reporting purposes.</i>				
Staff member	Collecting Data Needed	Revising Data to Match IPEDS Requirements	Entering Data	Revising and Locking Data
Your office	<input type="text"/> hours	<input type="text"/> hours	<input type="text"/> hours	<input type="text"/> hours
Other offices	<input type="text"/> hours	<input type="text"/> hours	<input type="text"/> hours	<input type="text"/> hours

## Summary

**Human Resources Component Summary**

IPEDS collects important information regarding your institution. All data reported in IPEDS survey components become available in the IPEDS Data Center and appear as aggregated data in various Department of Education reports. Additionally, some of the reported data appears specifically for your institution through the College Navigator website and is included in your institution's Data Feedback Report (DFR). The purpose of this summary is to provide you an opportunity to view some of the data that, when accepted through the IPEDS quality control process, will appear on the College Navigator website and/or your DFR. College Navigator is updated approximately three months after the data collection period closes and Data Feedback Reports will be available through the [Data Center](#) and sent to your institution's CEO in November 2020.

Please review your data for accuracy. If you have questions about the data displayed below after reviewing the data reported on the survey screens, please contact the IPEDS Help Desk at: 1-877-225-2568 or [ipedshelp@rti.org](mailto:ipedshelp@rti.org).

Number of staff by employment status and occupational category: Fall 2020			
Occupational category	Reported values		FTE staff
	Number of full-time staff	Number of part-time staff	
<b>Total number of staff</b>	1,086	197	1,152
Instructional Staff	439	128	482
Primary Instruction	99	116	138
Exclusively credit	0	0	0
Exclusively not-for-credit	0	0	0
Combined credit/not-for-credit	99	116	138
Instruction/research/public service	340	12	344
Research Staff	2	0	2
Public Service Staff	0	0	0
Library and Student and Academic Affairs and Other Education Services Occupations SOC	31	3	32
Librarians, Curators, and Archivists SOC 25-4000	20	2	21
Archivists, Curators, and Museum Technicians SOC 25-4010	0	0	0
Librarians SOC 25-4020	9	1	9
Library Technicians SOC 25-4030	11	1	11
Student and Academic Affairs and Other Education Services Occupations SOC 25-2000 + 25-3000 + 25-9000	11	1	11
Management Occupations SOC 11-0000	67	1	67
Business and Financial Operations Occupations SOC 13-0000	61	1	61
Computer, Engineering, and Science Occupations SOC 15-0000 + 17-0000 + 19-0000	87	6	89
Community, Social Service, Legal, Arts, Design, Entertainment, Sports and Media Occupations SOC 21-0000 + 23-0000 + 27-0000	162	17	168
Healthcare Practitioners and Technical Occupations SOC 29-0000	6	9	9
Service Occupations SOC 31-0000 + 33-0000 + 35-0000 + 37-0000 + 39-0000	91	5	93
Sales and Related Occupations SOC 41-0000	0	0	0

Office and Administrative Support Occupations SOC 43-0000	105	24	113
Natural Resources, Construction, and Maintenance Occupations SOC 45-0000 + 47-0000 + 49-0000	25	1	25
Production, Transportation, and Material Moving Occupations SOC 51-0000 + 53-0000	10	2	11

NOTE: Full-time-equivalent (FTE) staff is calculated by summing the total number of full-time staff and adding one-third of the total number of part-time staff. Graduate assistants are not included in the above figures. Many of the FTE figures may be included in the DFR.

Salaries of full-time instructional staff by contract length and academic rank: Academic year								
Academic rank	Months Covered by Annual Salary				Total Staff for Salary reporting	Total Number of Months	Salary Outlays	Weighted Average Monthly Salaries
	12 months	11 months	10 months	9 months				
All Ranks		2		437	439	3,955	\$31,602,964	\$7,991
Professor		1		149	150	1,352	\$12,656,359	\$9,361
Associate professor		1		98	99	893	\$7,061,869	\$7,908
Assistant professor				107	107	963	\$7,708,774	\$8,005
Instructor				9	9	81	\$504,392	\$6,227
Lecturer				74	74	666	\$3,671,570	\$5,513
No academic rank								

NOTE: The above data are based on the Salary Outlays part of the IPEDS HR component. The Weighted average monthly salaries of full-time instructional staff by academic rank are calculated by adding the salary outlays reported for Men plus Women by academic rank, then dividing the sum by the "Total Number of Months" for Men plus Women by academic rank. Salaries of full-time instructional staff paid less than 9 months per year are not collected. Also, salaries of medical school staff are not collected. The weighted average monthly salaries may be included in the DFR.

Edit Report

Human Resources

Source	Description	Severity	Resolved	Options
Screen: D - PT Staff, Occupation - 3				
Upload File	This number(17) is outside the expected range of between 36 and 72 based on the prior year value. Please correct your data or explain. (Error #1387)	Explanation	Yes	
Reason	The data are correct as entered.			
Screen: D - Graduate Assistants				
Upload File	The percent of these staff (men + women) whose race/ethnicity is unknown is greater than expected. Please correct your data or explain. (Error #1302)	Explanation	Yes	
Reason	The data are correct as entered.			
Screen: E - PT Staff, Occupation and Tenure - 1				
Upload File	This number(16) is outside the expected range of between 21 and 43 based on the prior year value. Please correct your data or explain. (Error #1387)	Explanation	Yes	
Reason	The data are correct as entered and close to prior year values.			
Upload File	This number(37) is outside the expected range of between 54 and 112 based on the prior year value. Please correct your data or explain. (Error #1387)	Explanation	Yes	
Reason	The data are correct as entered.			