

## Fall Enrollment 2020-21

Institution: University of Wisconsin-Milwaukee Flex (491288)

User ID: 55C0011

### Overview

#### Fall Enrollment Overview

The Fall Enrollment component collects student enrollment counts by level of student, enrollment status, gender and race/ethnicity. In addition, first-time student retention rates and the student-to-faculty ratio are collected. Enrollment by age is required in odd-numbered years, and enrollment by residence of first-time undergraduates is required in even-numbered years.

Institutions operating on a traditional academic year calendar (semester, trimester, quarter, or 4-1-4) report Fall enrollment as of the institution's official fall reporting date or October 15. Institutions operating on a calendar that differs by program or that enrolls students on a continuous basis (referred to as program reporters) report Fall enrollment as students enrolled any time during the period August 1 and October 31.

#### Data reporting reminders:

- Report data to accurately reflect the time period corresponding with the IPEDS survey component, even if such reporting is seemingly inconsistent with prior-year reporting. For example, if a summer term began later than usual due to Coronavirus Pandemic postponements, continue to report using the timeframes as defined in the IPEDS instructions. NCES expects that some data reported during the 2020-21 data collection year will vary from established prior trends due to the impacts of Coronavirus Pandemic. If an error edit is triggered even when submitting accurate data, please indicate in the corresponding context box or verbally to the Help Desk that the seemingly inconsistent data are accurate and reflect the effects of Coronavirus Pandemic.
- Part B, Enrollment of students by age, is **optional** this year.
- Part C, Residence of first-time degree/certificate-seeking undergraduates, is **required** this year.
- For reporting students studying in consortium agreements, please refer to the Resource page at <https://nces.ed.gov/ipeds/report-your-data/data-tip-sheet-reporting-data-consortium-institutions>.

#### Changes to reporting for 2020-21:

There are no changes to this survey component.

#### Resources:

- To download the survey materials for this component: [Survey Materials](#)
- To access your prior year data submission for this component: [Reported Data](#)

If you have questions about completing this survey, please contact the **IPEDS Help Desk at 1-877-225-2568**.

## Part Selection

Completion of Part B (Enrollment of Students by Age) is optional this year.

### **Do you wish to complete Part B this year?**

If you select 'Yes', you will be expected to complete the Part B screens.

If you select 'No', you will skip Part B.

- ☒ No, I will not complete Part B
- ☐ Yes, I will complete Part B

Fall Enrollment - CIPCODE Selection


Indicate which of the following fields of study are offered by your institution. In addition to reporting total undergraduate and graduate fall enrollments every year, in even-numbered years you are to report the subset of enrollments that fall within each of the CIP codes listed below.

Fields for which enrollment was reported for Fall 2018 have already been checked; please make sure all listed fields that are offered by your institution are checked.

Note: CIP codes listed below may not reflect all fields of study offered by your institution, therefore the subset of enrollments by CIP codes selected may not sum to your institution's total fall enrollment.

UNDERGRADUATE AND GRADUATE FIELDS	
<input type="checkbox"/>	13.0000 -- Education
<input type="checkbox"/>	14.0000 -- Engineering
<input type="checkbox"/>	26.0000 -- Biological and Biomedical Sciences
<input type="checkbox"/>	27.0000 -- Mathematics
<input type="checkbox"/>	40.0000 -- Physical Sciences
<input type="checkbox"/>	52.0000 -- Business, Management, Marketing, and Related Support Services
<input checked="" type="checkbox"/>	None of the above

☒ Yes, I confirm that I reviewed the fields of study are offered by my institution above.

 You may use the box below to provide additional context for the data you have reported above. Context notes will be posted on the College Navigator website. Therefore, you should write all context notes using proper grammar (e.g., complete sentences with punctuation) and common language that can be easily understood by students and parents (e.g., spell out acronyms).

## Part A - Fall Enrollment for Full-Time Undergraduate Students

Students who were enrolled in your institution at any time between August 1 and October 31, 2020

Full-time Undergraduate Students

Reporting Reminders:

- Report Hispanic/Latino individuals of any race as Hispanic/Latino
- Report race for non-Hispanic/Latino individuals only
- Even though Teacher Preparation certificate programs may require a bachelor's degree for admission, they are considered subbaccalaureate undergraduate programs, and students in these programs are undergraduate students.

## Men

Enrolled for <u>credit</u>	Degree/certificate-seeking				Non-degree/ non-certificate- seeking	Total, <u>Full-time</u> <u>undergraduate</u> students
	<u>First-time</u>	<u>Transfer-in</u> (non-first-time entering)	<u>Continuing/ Returning</u>	Total degree/certificate- seeking		
<u>Nonresident alien</u>	<input type="text" value="0"/>	<input type="text" value="0"/>	<input type="text" value="0"/>	0	<input type="text" value="0"/>	0
<u>Hispanic/Latino</u>	<input type="text" value="0"/>	<input type="text" value="0"/>	<input type="text" value="1"/>	1	<input type="text" value="0"/>	1
<u>American Indian or Alaska Native</u>	<input type="text" value="0"/>	<input type="text" value="0"/>	<input type="text" value="0"/>	0	<input type="text" value="0"/>	0
<u>Asian</u>	<input type="text" value="0"/>	<input type="text" value="0"/>	<input type="text" value="2"/>	2	<input type="text" value="0"/>	2
<u>Black or African American</u>	<input type="text" value="0"/>	<input type="text" value="0"/>	<input type="text" value="0"/>	0	<input type="text" value="0"/>	0
<u>Native Hawaiian or Other Pacific Islander</u>	<input type="text" value="0"/>	<input type="text" value="0"/>	<input type="text" value="0"/>	0	<input type="text" value="0"/>	0
<u>White</u>	<input type="text" value="0"/>	<input type="text" value="7"/>	<input type="text" value="8"/>	15	<input type="text" value="0"/>	15
Two or more races	<input type="text" value="0"/>	<input type="text" value="0"/>	<input type="text" value="2"/>	2	<input type="text" value="0"/>	2
<u>Race and ethnicity unknown</u>	<input type="text" value="0"/>	<input type="text" value="0"/>	<input type="text" value="0"/>	0	<input type="text" value="0"/>	0
<b>Total men</b>	0	7	13	20	0	20
Total men prior year	0	4	9	13		13

## Women

Enrolled for <u>credit</u>	Degree/certificate-seeking				Non-degree/ non-certificate- seeking	Total, <u>Full-time</u> <u>undergraduate</u> students
	<u>First-time</u>	<u>Transfer-in</u> (non-first-time entering)	<u>Continuing/ Returning</u>	Total degree/certificate- seeking		
<u>Nonresident alien</u>	<input type="text" value="0"/>	<input type="text" value="0"/>	<input type="text" value="0"/>	0	<input type="text" value="0"/>	0
<u>Hispanic/Latino</u>	<input type="text" value="0"/>	<input type="text" value="0"/>	<input type="text" value="0"/>	0	<input type="text" value="0"/>	0
<u>American Indian or Alaska Native</u>	<input type="text" value="0"/>	<input type="text" value="0"/>	<input type="text" value="0"/>	0	<input type="text" value="0"/>	0
<u>Asian</u>	<input type="text" value="0"/>	<input type="text" value="0"/>	<input type="text" value="2"/>	2	<input type="text" value="0"/>	2
<u>Black or African American</u>	<input type="text" value="0"/>	<input type="text" value="1"/>	<input type="text" value="1"/>	2	<input type="text" value="0"/>	2
<u>Native Hawaiian or Other Pacific Islander</u>	<input type="text" value="0"/>	<input type="text" value="0"/>	<input type="text" value="0"/>	0	<input type="text" value="0"/>	0
<u>White</u>	<input type="text" value="0"/>	<input type="text" value="3"/>	<input type="text" value="20"/>	23	<input type="text" value="0"/>	23
Two or more races	<input type="text" value="0"/>	<input type="text" value="0"/>	<input type="text" value="1"/>	1	<input type="text" value="0"/>	1
<u>Race and ethnicity unknown</u>	<input type="text" value="0"/>	<input type="text" value="1"/>	<input type="text" value="0"/>	1	<input type="text" value="0"/>	1
<b>Total women</b>	<input checked="" type="checkbox"/> 0	5	24	29	0	29
Total women prior year	1	6	15	22		22

<b>Grand total (men+women)</b>	<input checked="" type="checkbox"/> 0	12	37	49	0	49
Grand total (men+women) prior year	1	10	24	35		35

## Part A - Fall Enrollment for Part-time Undergraduate Students

Students who were enrolled in your institution at any time between August 1 and October 31, 2020

Part-time Undergraduate Students

Reporting Reminders:

- Report Hispanic/Latino individuals of any race as Hispanic/Latino
- Report race for non-Hispanic/Latino individuals only
- Even though Teacher Preparation certificate programs may require a bachelor's degree for admission, they are considered subbaccalaureate undergraduate programs, and students in these programs are undergraduate students.

## Men

Enrolled for <u>credit</u>	<u>Degree/certificate-seeking</u>				Non-degree/ non-certificate- seeking	Total, <u>part-time</u> <u>undergraduate</u> students
	<u>First-time</u>	<u>Transfer-in</u> (non-first-time entering)	<u>Continuing/ Returning</u>	Total degree/certificate- seeking		
<u>Nonresident alien</u>	0	0	0	0	0	0
<u>Hispanic/Latino</u>	1	2	6	9	0	9
<u>American Indian or Alaska Native</u>	0	0	2	2	0	2
<u>Asian</u>	0	1	4	5	0	5
<u>Black or African American</u>	0	1	2	3	0	3
<u>Native Hawaiian or Other Pacific Islander</u>	0	0	0	0	0	0
<u>White</u>	1	44	95	140	0	140
Two or more races	0	2	1	3	0	3
<u>Race and ethnicity unknown</u>	0	1	1	2	0	2
<b>Total men</b>	<b>2</b>	<b>51</b>	<b>111</b>	<b>164</b>	<b>0</b>	<b>164</b>
<b>Total men prior year</b>	<b>0</b>	<b>46</b>	<b>128</b>	<b>174</b>		<b>174</b>

## Women


Enrolled for <u>credit</u>	<u>Degree/certificate-seeking</u>				Non-degree/ non-certificate- seeking	Total, <u>part-time</u> <u>undergraduate</u> students
	<u>First-time</u>	<u>Transfer-in</u> (non-first-time entering)	<u>Continuing/ Returning</u>	Total degree/certificate- seeking		
<u>Nonresident alien</u>	0	0	0	0	0	0
<u>Hispanic/Latino</u>	1	10	11	22	0	22
<u>American Indian or Alaska Native</u>	0	0	4	4	0	4
<u>Asian</u>	0	4	9	13	0	13
<u>Black or African American</u>	1	7	5	13	0	13
<u>Native Hawaiian or Other Pacific Islander</u>	0	0	0	0	0	0
<u>White</u>	3	78	231	312	0	312
Two or more races	1	7	1	9	0	9
<u>Race and ethnicity unknown</u>	0	3	1	4	0	4
<b>Total women</b>	<b>6</b>	<b>109</b>	<b>262</b>	<b>377</b>	<b>0</b>	<b>377</b>
<b>Total women prior year</b>	<b>4</b>	<b>104</b>	<b>285</b>	<b>393</b>		<b>393</b>

<b>Grand total (men+women)</b>	<b>8</b>	<b>160</b>	<b>373</b>	<b>541</b>	<b>0</b>	<b>541</b>
<b>Grand total (men+women) prior year</b>	<b>4</b>	<b>150</b>	<b>413</b>	<b>567</b>		<b>567</b>

Part A - Fall Enrollment by Distance Education Status

Students who were enrolled in your institution at any time between August 1 and October 31, 2020

	Undergraduate Students	
	Degree/certificate-seeking	Non-degree/non-certificate-seeking
 Enrolled <i>exclusively</i> in <u>distance education courses</u>	<div>590</div>	<div>0</div>
Enrolled in <i>at least one</i> but not all distance education courses	<div>0</div>	<div>0</div>
<i>Not enrolled</i> in any distance education courses	0	0
Total (from prior part A screens)	590	0

 You may use the box below to provide additional context for the data you have reported above. Context notes will be posted on the College Navigator website. Therefore, you should write all context notes using proper grammar (e.g., complete sentences with punctuation) and common language that can be easily understood by students and parents (e.g., spell out acronyms).

Part A - Fall Enrollment by Distance Education Status

Of those students *exclusively* enrolled in distance education courses, report the number that are:

		Undergraduate Students	
		Degree/certificate-seeking	Non-degree/non-certificate-seeking
Located in	WI	449	0
Located in the U.S. but not in	WI	136	0
Located in the U.S. but state/jurisdiction unknown		0	0
Located outside the U.S.		5	0
Location unknown/unreported		0	0
Total students exclusively enrolled in distance education (from section above)		590	0

Part A - Fall Enrollment Summary

Fall Enrollment Summary

Men

Students enrolled for credit	Total full-time students	Total part-time students	Grand total, all students
<u>Nonresident alien</u>	0	0	0
<u>Hispanic/Latino</u>	1	9	10
<u>American Indian or Alaska Native</u>	0	2	2
<u>Asian</u>	2	5	7
<u>Black or African American</u>	0	3	3
<u>Native Hawaiian or Other Pacific Islander</u>	0	0	0
<u>White</u>	15	140	155
Two or more races	2	3	5
<u>Race and ethnicity unknown</u>	0	2	2
Total men	20	164	184

Women


Students enrolled for credit	Total full-time students	Total part-time students	Grand total, all students
<u>Nonresident alien</u>	0	0	0
<u>Hispanic/Latino</u>	0	22	22
<u>American Indian or Alaska Native</u>	0	4	4
<u>Asian</u>	2	13	15
<u>Black or African American</u>	2	13	15
<u>Native Hawaiian or Other Pacific Islander</u>	0	0	0
<u>White</u>	23	312	335
Two or more races	1	9	10
<u>Race and ethnicity unknown</u>	1	4	5
Total women	29	377	406
Grand Total (men+women)	49	541	590



Part C - Screening Question

Did any of your first-time degree/certificate-seeking undergraduate students (reported in Part A) enroll within 12 months of graduating high school or receiving their GED?

- ☒ No, we do not have any first-time students who enrolled within 12 months of their high school graduation.
- ☐ Yes, we have first-time students who enrolled within 12 months of their high school graduation.

 You may use the box below to provide additional context for the data you have reported above. Context notes will be posted on the College Navigator website. Therefore, you should write all context notes using proper grammar (e.g., complete sentences with punctuation) and common language that can be easily understood by students and parents (e.g., spell out acronyms).

Part C - Residence of First-time Undergraduates

Students who were enrolled in your institution at any time between August 1 and October 31, 2020

Enter at least one zero, where applicable, to verify that the screen has not been skipped.

State of <u>residence</u> when student was first admitted	FIPS Code	<div><div><div><div></div><div></div></div><div>Total <u>first-time</u> degree/certificate-seeking undergraduates (1)</div></div></div>
Alabama	01	<div><div></div><div>0</div></div>
Alaska	02	<div><div></div><div></div></div>
Arizona	04	<div><div></div><div></div></div>
Arkansas	05	<div><div></div><div></div></div>
California	06	<div><div></div><div></div></div>
Colorado	08	<div><div></div><div></div></div>
Connecticut	09	<div><div></div><div></div></div>
Delaware	10	<div><div></div><div></div></div>
District of Columbia	11	<div><div></div><div></div></div>
Florida	12	<div><div></div><div></div></div>
Georgia	13	<div><div></div><div></div></div>
Hawaii	15	<div><div></div><div></div></div>
Idaho	16	<div><div></div><div></div></div>
Illinois	17	<div><div></div><div></div></div>
Indiana	18	<div><div></div><div></div></div>
Iowa	19	<div><div></div><div></div></div>
Kansas	20	<div><div></div><div></div></div>
Kentucky	21	<div><div></div><div></div></div>
Louisiana	22	<div><div></div><div></div></div>
Maine	23	<div><div></div><div></div></div>

## Part C - Residence of First-time Undergraduates

**Students who were enrolled in your institution at any time between August 1 and October 31, 2020**

Enter **at least one** zero, where applicable, to verify that the screen has not been skipped.


State of <u>residence</u> when student was first admitted	FIPS Code	Total <u>first-time</u> degree/certificate-seeking undergraduates (1)
Maryland	24	<input type="text"/>
Massachusetts	25	<input type="text"/>
Michigan	26	<input type="text"/>
Minnesota	27	<input type="text"/>
Mississippi	28	<input type="text"/>
Missouri	29	<input type="text"/>
Montana	30	<input type="text"/>
Nebraska	31	<input type="text"/>
Nevada	32	<input type="text" value="1"/>
New Hampshire	33	<input type="text"/>
New Jersey	34	<input type="text"/>
New Mexico	35	<input type="text"/>
New York	36	<input type="text"/>
North Carolina	37	<input type="text"/>
North Dakota	38	<input type="text"/>
Ohio	39	<input type="text"/>
Oklahoma	40	<input type="text"/>
Oregon	41	<input type="text"/>
Pennsylvania	42	<input type="text"/>
Rhode Island	44	<input type="text"/>

## Part C - Residence of First-time Undergraduates

Students who were enrolled in your institution at any time between August 1 and October 31, 2020

Enter **at least one** zero, where applicable, to verify that the screen has not been skipped.

State of <u>residence</u> when student was first admitted	FIPS Code	Total <u>first-time</u> degree/certificate-seeking undergraduates (1)
South Carolina	45	<input type="text"/>
South Dakota	46	<input type="text"/>
Tennessee	47	<input type="text"/>
Texas	48	<input type="text"/>
Utah	49	<input type="text"/>
Vermont	50	<input type="text"/>
Virginia	51	<input type="text"/>
Washington	53	<input type="text"/>
West Virginia	54	<input type="text"/>
Wisconsin	55	<input type="text" value="7"/>
Wyoming	56	<input type="text"/>
<u>State Unknown</u>	57	<input type="text"/>
American Samoa	60	<input type="text"/>
Federated States of Micronesia	64	<input type="text"/>
Guam	66	<input type="text"/>
Marshall Islands	68	<input type="text"/>
Northern Marianas	69	<input type="text"/>
Palau	70	<input type="text"/>
Puerto Rico	72	<input type="text"/>
Virgin Islands	78	<input type="text"/>
Foreign Countries	90	<input type="text"/>
Residence unknown/unreported	98	0
<b>Total first-time degree/certificate-seeking undergraduates (from Part A)</b>		<b>8</b>

 You may use the box below to provide additional context for the data you have reported above. Context notes will be posted on the College Navigator website. Therefore, you should write all context notes using proper grammar (e.g., complete sentences with punctuation) and common language that can be easily understood by students and parents (e.g., spell out acronyms).

Part E - First-time Bachelor's Cohort Retention Rates (Full-time)

Retention Rates - Full-time, First-time Bachelor's Cohort from Fall 2019


Academic reporters determine the cohort and retention as of the institution's official fall reporting date or as of October 15. Program reporters determine the cohort with enrollment any time between August 1 and October 31, 2019 and retention based on August 1, 2020.

The retention rate is calculated by the system after clicking "Save" on the screen. Exclusions are subtracted from and inclusions are added to the original cohort and the resulting adjusted cohort is used for calculating the retention rate.

Retention Data Reporting Reminders:

- Include only **full-time, first-time bachelor's** students in this cohort.
- Determine the full-time cohort using Fall 2019 status (e.g., if a student was full-time in Fall 2019, report them in the full-time cohort regardless of their Fall 2020 status).
- If there are no students to report in the cohort, enter zero. Do not leave the field blank.
- Report in the exclusions box (line E2a) the number of students from the cohort who left the institution for any of the following reasons: died or were totally and permanently disabled; to serve in the armed forces (including those called to active duty); to serve with a foreign aid service of the Federal Government (e.g., Peace Corps); or to serve on official church missions.
- Report in the inclusion box (line E2b) first-time bachelor's-seeking study abroad students who were excluded from the first-time cohort (line E1) but who have re-enrolled at the institution their second year.

FULL-TIME, FIRST-TIME BACHELOR'S COHORT RETENTION:			Prior year data (Fall 2018 cohort)	
E1	Full-time, first-time Fall 2019 bachelor's cohort	<input type="text" value="0"/>	0	
E2a	<u>Exclusions</u> from the Fall 2019 cohort	<input type="text" value="0"/>	0	
E2b	Inclusion to the Fall 2019 cohort	<input type="text" value="0"/>	0	
E3	<b>Adjusted</b> Fall 2019 cohort (line E1- E2a + E2b)	0	0	
E4	Students from Fall 2019 cohort <b>still enrolled</b> as of Fall 2020	<input type="text" value="0"/>	0	
E5	Full-time, first-time Fall 2019 bachelor's cohort retention rate (line E4 / line E3)		%	%

 The notes below provide context for the data you've reported above and **may** be posted on the College Navigator website. Choose one option that best explains your data or choose "Non-applicable" if you do not wish to provide context notes. If none of the options provided explain your institution's data, then choose "Other" and write your own context notes. Therefore, you should write all context notes using proper grammar (e.g., complete sentences with punctuation) and common language that can be easily understood by students and parents (e.g., spell out acronyms).

Not Applicable

Part E - First-time Bachelor's Cohort Retention Rates (Part-time)

Retention Rates - Part-time, First-time Bachelor's Cohort from Fall 2019


Academic reporters determine the cohort and retention as of the institution's official fall reporting date or as of October 15. Program reporters determine the cohort with enrollment any time between August 1 and October 31, 2019 and retention based on August 1, 2020.

The retention rate is calculated by the system after clicking "Save" on the screen. Exclusions are subtracted from the original cohort and the resulting adjusted cohort is used for calculating the retention rate.

Retention Data Reporting Reminders:

- Include only **part-time, first-time bachelor's-seeking** students in this cohort.
- Determine part-time using Fall 2019 attendance status (e.g., if a student was part-time in Fall 2019, report them in the part-time cohort regardless of their Fall 2020 status).
- If there are no students to report in the cohort, enter zero. Do not leave the field blank.
- Report in the exclusions box (line E7a) the number of students from the cohort who left the institution for any of the following reasons: died or were totally and permanently disabled; to serve in the armed forces (including those called to active duty); to serve with a foreign aid service of the Federal Government (e.g., Peace Corps); or to serve on official church missions.
- Report in the inclusion box (line E7b) first-time bachelor's-seeking study abroad students who were excluded from the first-time cohort (line E6) but who have re-enrolled at the institution their second year.

PART-TIME, FIRST-TIME BACHELOR'S COHORT RETENTION:			Prior year data (Fall 2018 cohort)	
E6	Part-time, first-time Fall 2019 bachelor's cohort	<div>0</div>		
E7a	<u>Exclusions</u> from the Fall 2019 cohort	<div>0</div>		
E7b	Inclusions to the Fall 2019 cohort	<div>0</div>		
E8	<b>Adjusted</b> Fall 2019 cohort (line E6 - E7a + E7b)	<div>0</div>		
E9	Students from Fall 2019 cohort <b>still enrolled</b> as of Fall 2020	<div>0</div>		
E10	Part-time, first-time Fall 2019 bachelor's cohort retention rate (line E9 / line E8)		%	%

 The notes below provide context for the data you've reported above and **may** be posted on the College Navigator website. Choose one option that best explains your data or choose "Non-applicable" if you do not wish to provide context notes. If none of the options provided explain your institution's data, then choose "Other" and write your own context notes. Therefore, you should write all context notes using proper grammar (e.g., complete sentences with punctuation) and common language that can be easily understood by students and parents (e.g., spell out acronyms).

Not Applicable

Part F - Student-to-Faculty Ratio


Student-to-Faculty Ratio

Please provide your institution's student-to-faculty ratio (i.e., student-to-instructional staff) for undergraduate programs for Fall 2020. The student-to-faculty ratio and any accompanying context that is provided will be displayed on College Navigator.

Note: Logic in this item is similar to item I-2 from the Common Data Set data collection.

Click [here](#) to use a worksheet to help you determine the student-to-faculty ratio

Student-to-faculty ratio	18	to 1
Student-to-faculty ratio prior year	18	to 1

 You may use the box below to provide additional context for the data you have reported above. Context notes will be posted on the College Navigator website. Therefore, you should write all context notes using proper grammar (e.g., complete sentences with punctuation) and common language that can be easily understood by students and parents (e.g., spell out acronyms).

Prepared by

Reporting Reminders:

- The name of the preparer is being collected so that we can follow up with the appropriate person in the event that there are questions concerning the data.
- The Keyholder will be copied on all email correspondence to other preparers.
- The time it took to prepare this component is being collected so that we can continue to improve our estimate of the reporting burden associated with IPEDS.
- Please include in your estimate the time it took for you to review instructions, query and search data sources, complete and review the component, and submit the data through the Data Collection System.
- Thank you for your assistance.

This survey component was prepared by:					
<input type="radio"/>	Keyholder	<input type="radio"/>	SFA Contact	<input type="radio"/>	HR Contact
<input type="radio"/>	Finance Contact	<input type="radio"/>	Academic Library Contact	<input checked="" type="radio"/>	Other
Name: <input type="text" value="Mark Mailloux"/>					
Email: <input type="text" value="mark.mailloux@uwex.edu"/>					

How many staff from your institution only were involved in the data collection and reporting process of this survey component?	
<input type="text" value="1.00"/>	Number of Staff (including yourself)

How many hours did you and others from your institution only spend on each of the steps below when responding to this survey component? <i>Exclude the hours spent collecting data for state and other reporting purposes.</i>				
Staff member	Collecting Data Needed	Revising Data to Match IPEDS Requirements	Entering Data	Revising and Locking Data
Your office	<input type="text" value="6.00"/> hours	<input type="text" value="3.00"/> hours	<input type="text" value="0.50"/> hours	<input type="text"/> hours
Other offices	<input type="text"/> hours	<input type="text"/> hours	<input type="text"/> hours	<input type="text"/> hours



## Summary

### Fall Enrollment Survey Summary

IPEDS collects important information regarding your institution. All data reported in IPEDS survey components become available in the IPEDS Data Center and appear as aggregated data in various Department of Education reports. Additionally, some of the reported data appears specifically for your institution through the College Navigator website and is included in your institution's Data Feedback Report (DFR). The purpose of this summary is to provide you an opportunity to view some of the data that, when accepted through the IPEDS quality control process, will appear on the College Navigator website and/or your DFR. College Navigator is updated approximately three months after the data collection period closes and Data Feedback Reports will be available through the [Data Center](#) and sent to your institution's CEO in November 2020.

Please review your data for accuracy. If you have questions about the data displayed below after reviewing the data reported on the survey screens, please contact the IPEDS Help Desk at: 1-877-225-2568 or [ipedshelp@rti.org](mailto:ipedshelp@rti.org).

## Four-Year Institutions without Graduate Students

Undergraduate Student Enrollment	
Total enrollment	590
Transfer-in enrollment	172
Student-to-faculty ratio	18 to 1

Undergraduate Student Characteristics	
Percent of undergraduates who are female	69%
Percent of undergraduates who are full-time	8%
Percent of undergraduates by race/ethnicity:	
American Indian or Alaska Native	1%
Asian	4%
Black or African American	3%
Hispanic/Latino	5%
Native Hawaiian or Pacific Islander	0%
White	83%
Two or More Races	3%
Race and ethnicity unknown	1%
Nonresident alien	0%
Percent of first-time degree/certificate seeking students from in state	88%
Percent of first-time degree/certificate seeking students from out-of-state	12%
Percent of first-time degree/certificate seeking students from foreign countries	0%
Percent of first-time degree/certificate seeking students residency unknown	0%

Undergraduate Retention and Graduation Rate Cohort	
First-time, full-time bachelor's seeking student retention rate	N/A
First-time, part-time bachelor's seeking student retention rate	N/A
Graduation rate cohort as percent of total entering students	N/A

## Edit Report

## Fall Enrollment

Source	Description	Severity	Resolved	Options
Global Edits				
Perform Edits	The total number of first-time undergraduate students (8) in the Fall Enrollment component is different from the reported total number of first-time undergraduate students in the Admissions component (2). Please correct your data or explain the discrepancy. (Error #6824)	Explanation	Yes	
Reason	We updated our records using the National Student Clearinghouse's Student Tracker service (in helping to determine first time status of students).			
Screen: Part A - Fall Enrollment for Full-Time Undergraduate Students				
Screen Entry	Your institution indicated in the IC Header survey that it enrolls full-time, first-time degree/certificate-seeking undergraduate students; however, there is no enrollment of this type reported here. If the IC Header data are correct, you must provide the enrollment counts for these students. If there are no such students enrolled, please contact the IPEDS Help Desk for assistance. (Error #6111)	Fatal	Yes	
Reason	Overridden by administrator. Institution does accept and enroll FTFT but did not have any for the fall 2020. SSR			
Screen Entry	The number entered is outside the expected range when compared with the prior year value. Please correct your data or explain. (Error #6304)	Explanation	Yes	
Reason	UW Flexible Option programs are deliberately geared toward non-traditionally aged students who often already have some college or even a prior degree. UW Flexible Option programs do not preclude first time students from enrolling. However, first time students are rare. For example, last year's total FT women who were first time was 1; this year it's zero. These results are consistent with how the programs are designed and marketed.			
Screen: Part C - Screening Question				
Screen Entry	Your institution indicated in the IC Header survey that it enrolls full-time, first-time degree/certificate-seeking undergraduate students. Typically institutions with enrollment of this type have students who enrolled within 12 months of graduating high school or receiving their GED; however, you indicated in Part C of this survey that you do not have any first-time students who enrolled within 12 months of high school graduation. Please correct your data or explain. (Error #6155)	Explanation	Yes	
Reason	UW Flexible Option programs are geared toward non-traditionally aged students. First time students are not precluded from enrollment in these programs, but they are rare. And, they are typically older (average age in our programs is 35)			