

Institution: University of Wisconsin-Stout (240417)
User ID: 55C0011

Overview

Admissions Overview

Welcome to the IPEDS Admissions (ADM) survey component. The primary purpose of ADM is to collect basic information about the undergraduate selection process for entering first-time, degree/certificate-seeking students. This includes information about admissions considerations, admissions yields, and SAT and ACT test scores (if test scores are required for admission). ADM will be collected only from institutions that do not have an open admissions policy for entering first-time students.

Recent changes

Changes to reporting for 2019-20

- The term 'formal award' has been replaced with the term 'recognized postsecondary credential'
- There is a new instruction to exclude students participating in Experimental Pell (See <https://experimentalsites.ed.gov/exp/approved.html>)

Data Reporting Reminders

- Institutions that have scores based on the old (2015) SAT score range should convert scores using the [College Board concordance tables](#)
- Institutions operating on a traditional academic year calendar (semester, trimester, quarter, or 4-1-4) report admissions as of the institution's official fall reporting date or October 15. Institutions operating on an "other academic calendar", a calendar that differs by program, or that enrolls students on a continuous basis (referred to as program reporters) report admissions as students who enroll any time during the period of August 1 through October 31.
- ADM is only applicable to first-time entering students; do not include other students in the number of applicants, number of admits, and number (of admitted) that enrolled. Only include levels (full-time, part-time) that you indicated were offered in the IC Header. If you made an error in the IC Header, please call the IPEDS Help Desk.

Resources:

To download the survey materials for this component: [Survey Materials](#)


To access your prior year data submission for this component: [Reported Data](#)

If you have questions about completing this survey, please contact the **IPEDS Help Desk at 1-877-225-2568**.

Admissions Considerations

1. Please select the option that best describes how your institution uses any of the following data in its undergraduate selection process.

Admission Considerations	Required	Considered but not required	Recommended	Neither Required nor Recommended
Secondary school GPA	<input checked="" type="radio"/>	<input type="radio"/>	<input type="radio"/>	<input type="radio"/>
Secondary school rank	<input checked="" type="radio"/>	<input type="radio"/>	<input type="radio"/>	<input type="radio"/>
Secondary school record	<input checked="" type="radio"/>	<input type="radio"/>	<input type="radio"/>	<input type="radio"/>
Completion of college-preparatory program	<input checked="" type="radio"/>	<input type="radio"/>	<input type="radio"/>	<input type="radio"/>
Recommendations	<input type="radio"/>	<input type="radio"/>	<input checked="" type="radio"/>	<input type="radio"/>
Formal demonstration of competencies (e.g., portfolios, certificates of mastery, assessment instruments)	<input type="radio"/>	<input type="radio"/>	<input type="radio"/>	<input checked="" type="radio"/>
<u>Admission test scores</u>				
<u>SAT / ACT</u>	<input checked="" type="radio"/>	<input type="radio"/>	<input type="radio"/>	<input type="radio"/>
Other Test (ABT, Wonderlic, WISC-III, etc.) Note: If this is the only requirement other than a diploma or equivalent, and few students are not admitted due to this test, your institution is open enrollment. Please contact the Help Desk to correct your response to this question.	<input type="radio"/>	<input type="radio"/>	<input type="radio"/>	<input checked="" type="radio"/>
TOEFL (Test of English as a Foreign Language)	<input checked="" type="radio"/>	<input type="radio"/>	<input type="radio"/>	<input type="radio"/>

 You may use the space below to provide context for the data you've reported above. These context notes will be posted on the College Navigator website, and should be written so they can be understood by students and parents.

Selection Process - A/A/E

2. Provide the number of first-time, degree/certificate-seeking undergraduate students who applied, who were admitted, and who enrolled (either full- or part-time) at your institution for Fall 2019. Include early decision, early action, and students who began studies during the summer prior to Fall 2019.

Remember that this question is only applicable to first-time students, do not include other students in these totals.


Only include levels that you indicated were offered in the IC Header. If you made an error in the IC Header, please remember to fix the error next year.


	Men	Women	Total
Number of applicants	1,809	1,393	3,202
Number of admissions	1,649	1,250	2,899
Number (of admitted) that enrolled full-time	895	583	1,478
Number (of admitted) that enrolled part-time	7	6	13
Total enrolled full-time and part-time	902	589	1,491
Percent of admissions enrolled full-time and part-time	55	47	51

Selection Process - Test Scores

3. Provide data for Fall 2019. Include new students admitted the summer prior to Fall 2019.

SAT scores for 2019-20 must be reported using the new (2016) SAT score scale. Please see instructions for more information.

Number of enrolled students that submitted <u>SAT</u> scores		
Percent of enrolled students that submitted SAT scores		
Number of enrolled students that submitted <u>ACT</u> scores		1,416
Percent of enrolled students that submitted ACT scores		95
	25th Percentile	75th Percentile
SAT Evidence-Based Reading and Writing		
SAT Math		
ACT Composite	19	25
ACT English	17	24
ACT Math	18	26

 You may use the space below to provide context for the data you've reported above. These context notes will be posted on the College Navigator website, and should be written to be understood by students and parents.

Prepared by

The name of the preparer is being collected so that we can follow up with the appropriate person in the event that there are questions concerning the data. The Keyholder will be copied on all email correspondence to other preparers.

The time it took to prepare this component is being collected so that we can continue to improve our estimate of the reporting burden associated with IPEDS. Please include in your estimate the time it took for you to review instructions, query and search data sources, complete and review the component, and submit the data through the Data Collection System.

Thank you for your assistance.

This survey component was prepared by:

- | | | |
|---------------------------------------|--|----------------------------------|
| <input type="radio"/> Keyholder | <input type="radio"/> SFA Contact | <input type="radio"/> HR Contact |
| <input type="radio"/> Finance Contact | <input type="radio"/> Academic Library Contact | <input type="radio"/> Other |

Name: Daniel Younan

Email: dyounan@uwsa.edu

How many staff from your institution only were involved in the data collection and reporting process of this survey component?

Number of Staff (including yourself)

How many hours did you and others from your institution only spend on each of the steps below when responding to this survey component?

Exclude the hours spent collecting data for state and other reporting purposes.

Staff member	Collecting Data Needed	Revising Data to Match IPEDS Requirements	Entering Data	Revising and Locking Data
Your office	hours	hours	hours	hours
Other offices	hours	hours	hours	hours

Summary**Admissions Component Summary**

IPEDS collects important information regarding your institution. All data reported in IPEDS survey components become available in the IPEDS Data Center and appear as aggregated data in various Department of Education reports. Additionally, some of the reported data appears specifically for your institution through the College Navigator website and is included in your institution's Data Feedback Report (DFR). The purpose of this summary is to provide you an opportunity to view some of the data that, when accepted through the IPEDS quality control process, will appear on the College Navigator website and/or your DFR. College Navigator is updated approximately three months after the data collection period closes and Data Feedback Reports will be available through the [Data Center](#) and sent to your institution's CEO in November 2019.

Please review your data for accuracy. If you have questions about the data displayed below after reviewing the data reported on the survey screens, please contact the IPEDS Help Desk at: 1-877-225-2568 or ipedshelp@rti.org.

ADMISSIONS INFORMATION

Undergraduate Admissions		Total	Male	Female
	Number of applicants	3,202	1,809	1,393
	Percent admitted	91%	91%	90%
	Percent admitted who enrolled	51%	55%	47%
Admissions Considerations	Required	Recommended		
	Secondary school GPA Secondary school rank Secondary school record Completion of college-preparatory program Admission test scores (SAT/ACT) TOEFL (Test of English as a Foreign language)	Recommendations		

Admissions

University of Wisconsin-Stout (240417)

Source	Description	Severity	Resolved	Options
Screen: Selection Process - Test Scores				
Perform Edits	The number of enrolled students that submitted test scores (SAT + ACT) reported on the Selection Process - Test Scores screen should be greater than or equal to the total number that enrolled full-time and part-time reported on the Selection Process - A/A/E screen. Please correct your data or explain. (Error #14232)	Explanation	Yes	
Reason: SAT not reported.				