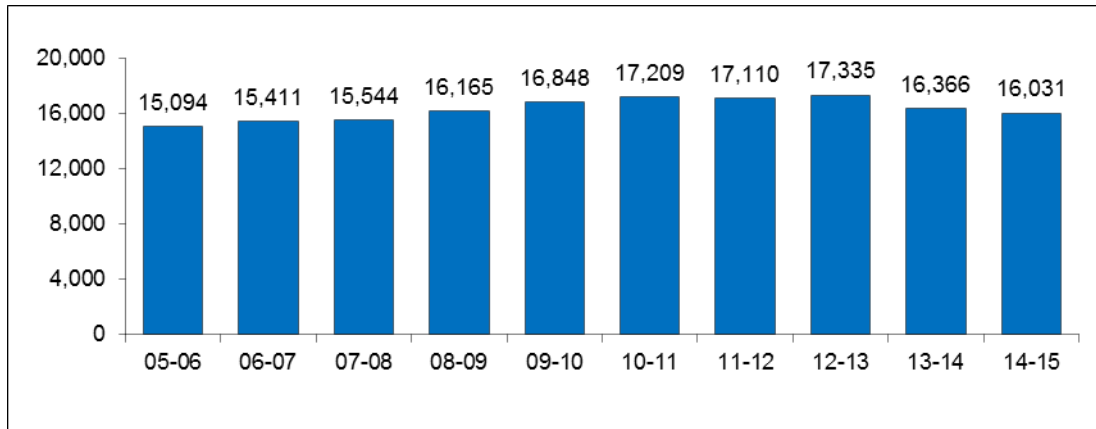




# Informational Memorandum

## Undergraduate Transfer Students: 2014-15

**UW System Undergraduate Transfer Student Enrollments  
2005-06 to 2014-15**



### Highlights

#### Undergraduate Transfer Student Enrollment in 2014-15

- 16,031 students transferred into or within the UW System in 2014-15.
- Of these transfer students, 14,104 (88%) were new transfer students and 1,927 (12%) were re-entry transfer students.
- 37% of new transfer students were intra-UW System transfers, 28% were from out-of-state institutions, 27% from the Wisconsin Technical Colleges, 6% from Wisconsin private institutions, and the remainder (2%) from international institutions.
- UW-Milwaukee received the most new transfer students (2,621), followed by UW Colleges (1,331) and UW-Oshkosh (1,253).
- 32% of new degree-seeking undergraduates entered UW institutions as new transfers, ranging from 15% at UW-Madison to 57% at UW-Green Bay and UW-Superior.

#### Undergraduate New Transfer Student Demographics in Fall 2014

- 23% of new transfer students entered as freshmen, 37% as sophomores, and 40% as upperclassmen.
- 19% of new transfer students were part-time students.
- 23% of new transfer students were age 25 or older.
- 53% of new transfer students were female.
- 17% of new transfer students were students of color.
- 52% of new transfer students were first generation college students.

#### Undergraduate New Transfer Student Outcomes

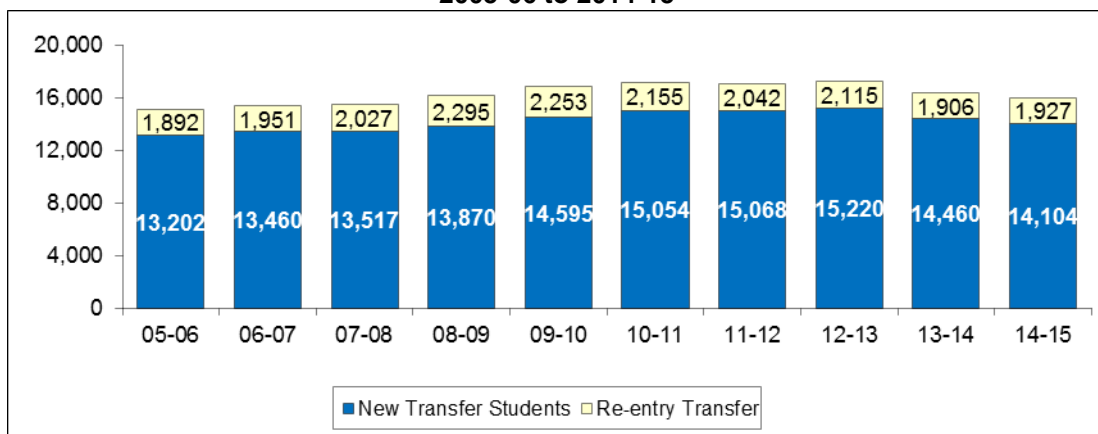
- The first year GPA for fall 2014 new transfer students was 3.0.
- The overall second year retention rate for fall 2013 new transfer students was 73%.
- The overall six-year graduation rate for fall 2008 new transfer students was 62%.

**UNDERGRADUATE TRANSFER STUDENT ENROLLMENT**

During the 2014-15 academic year, 16,031 students transferred credits from another institution of higher education into or within the UW System. Of these transfer students, 14,104 (88%) were new transfer students and 1,927 (12%) were re-entry transfer students. New transfer students are students who have not previously enrolled at the institution to which they transferred. Re-entry transfer students are students re-enrolling at a UW institution with transfer credits. Over the last ten years, new transfer student enrollment in 2012-13 was the highest, while re-entry transfer student enrollment in 2008-09 was the highest (Figure 1).

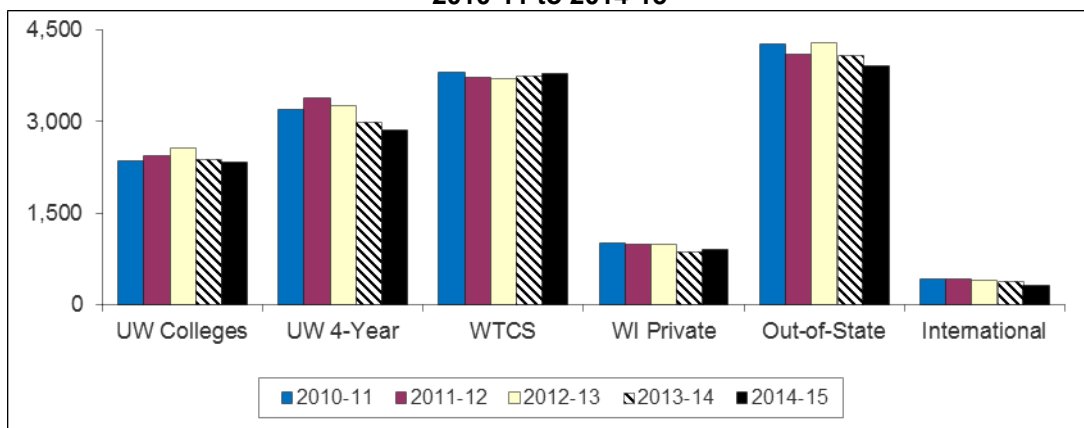
Students transfer within the UW System or from the Wisconsin Technical College System (WTCS), Wisconsin private colleges and universities, out-of-state colleges and universities, and international colleges and universities. Appendices A and B show the details on new and re-entry transfer students by sending institution (the last college or university from which the student transferred) and receiving institution (the UW institution to which they transferred) from 2010-11 to 2014-15. Appendices C and D show the details on new and re-entry transfer students by sending institution and receiving institution in 2014-15.

**Figure 1**  
**Undergraduate Transfer Students to the UW System**  
**by Entrance Status**  
**2005-06 to 2014-15**



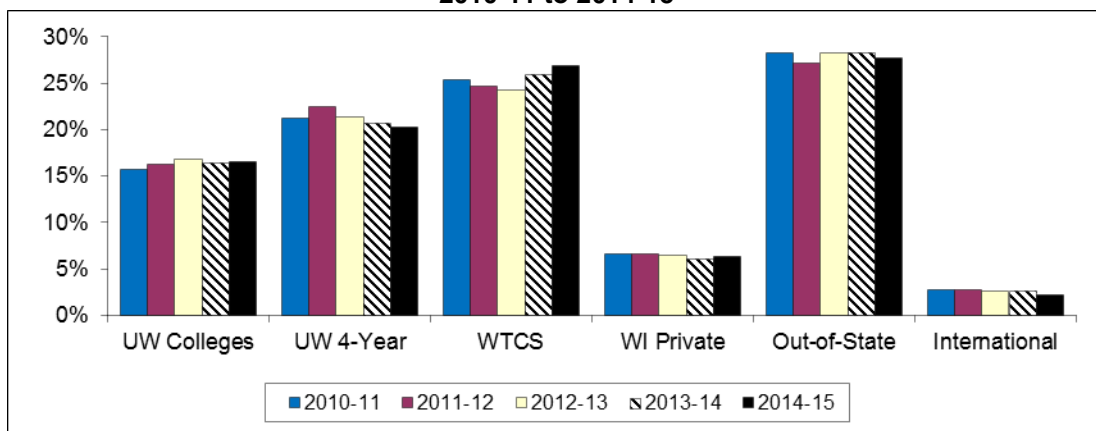
The majority (88%) of transfer students were new transfer students. The remainder of this report focuses on new transfer students only. Figure 2 shows the number of new transfer students to the UW System by type of sending institution from 2010-11 to 2014-15. Compared to 2010-11, the number of new transfer students from all types of sending institution decreased in 2014-15.

**Figure 2**  
**Number of Undergraduate New Transfer Students to the UW System**  
**by Type of Sending Institution**  
**2010-11 to 2014-15**



From 2010-11 to 2014-15, the percentage of new transfer students to the UW System from the Wisconsin Technical Colleges or UW Colleges increased, while the percentage of new transfer students from other sources remained unchanged or decreased slightly (Figure 3).

**Figure 3**  
**Percent of Undergraduate New Transfer Students to the UW System**  
**by Type of Sending Institution**  
**2010-11 to 2014-15**



Compared to 2010-11, both the number of new transfer student applications and the number of new transfer student admissions decreased in 2014-15 (Figure 4). Of the 23,303 new transfer students with completed applications in 2014-15, 19,289 were admitted by UW institutions (an 83% admission rate). Of those admitted in 2014-15, 14,104 enrolled in UW institutions (a 73% enrollment rate). Over the last five years, the admission rate decreased from 88 percent to 83 percent. However, the enrollment rate increased from 71 percent to 73 percent.

**Figure 4**  
**Undergraduate New Transfer Students**  
**Completed Applications and Admissions**  
**2010-11 to 2014-15**

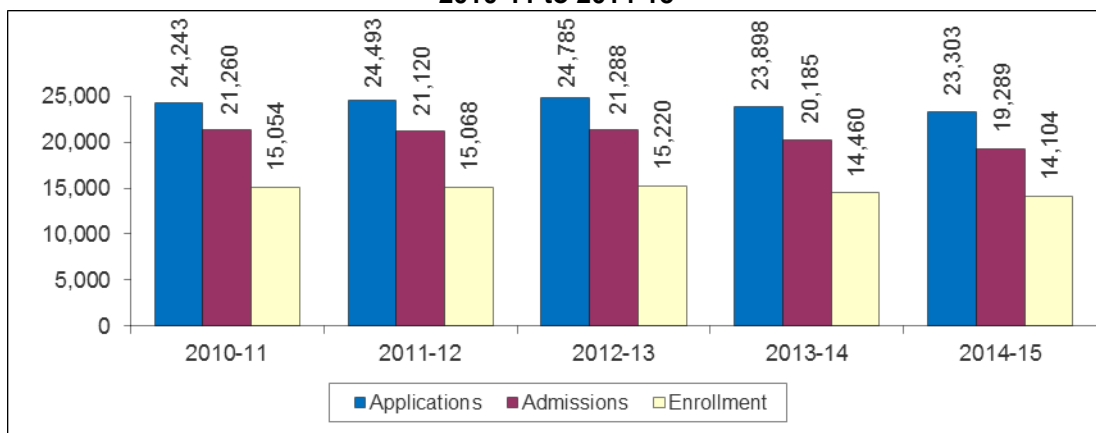
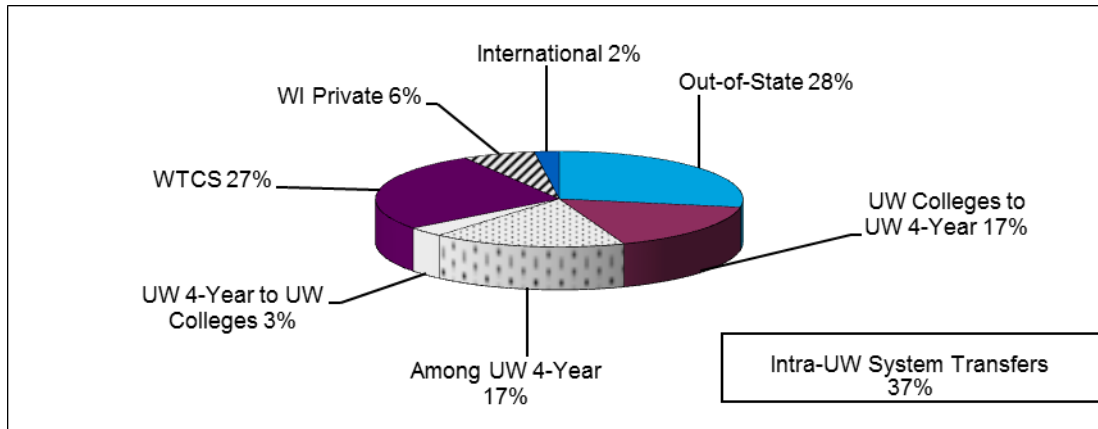


Figure 5 illustrates the proportion of new transfer students into or within the UW System in 2014-15 by type of sending institution. Intra-UW System transfers (37%) were the largest source of new transfer students for UW institutions, including transfers among UW 4-Year institutions (17%), from UW Colleges to UW 4-Year institutions (17%), and from UW 4-Year institutions to UW Colleges (3%). The second largest share of new transfers into the UW System, 28 percent, came from out-of-state institutions. New transfer students from the Wisconsin Technical Colleges constituted 27 percent of the total new transfer population. Six percent (6%) of students transferred from Wisconsin private institutions and a small percentage (2%) of students transferred from international institutions.

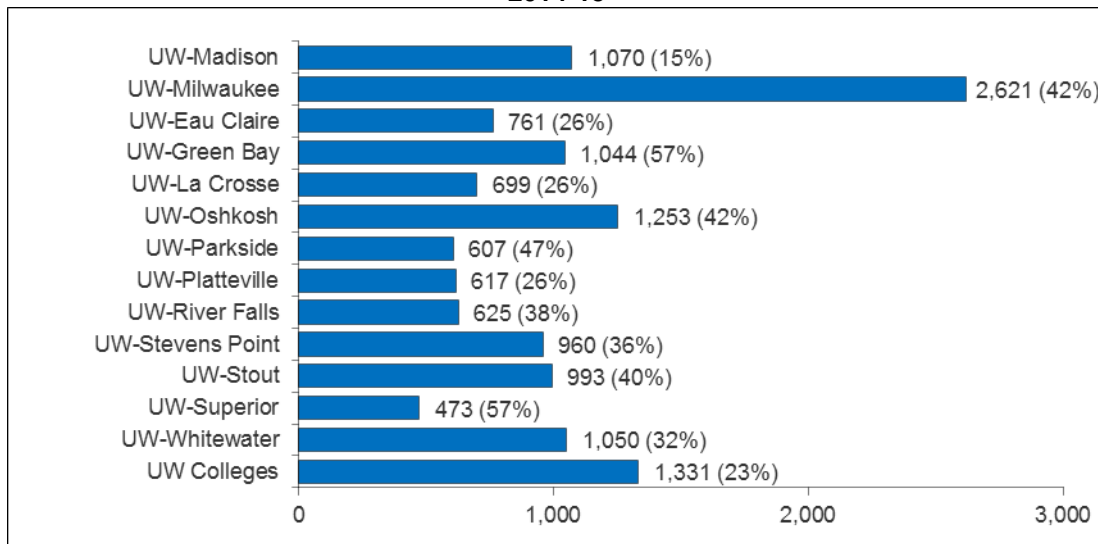
Almost 1,800 (45%) of the students transferring from out-of-state institutions were Wisconsin residents in 2014-15. Of these Wisconsin residents, 30 percent transferred from colleges or universities in Minnesota, 13 percent transferred from colleges or universities in Illinois, and 9 percent transferred from colleges or universities in Iowa. Originating out-of-state institutions sending the most Wisconsin resident transfer students to the UW System in 2014-15 were the University of Minnesota-Twin Cities (107) and Winona State University in Minnesota (58). Of the 309 new transfer students from international institutions in 2014-15, 30 (10%) were Wisconsin residents.

**Figure 5**  
**Undergraduate New Transfer Students to the UW System**  
**by Type of Sending Institution**  
**2014-15**



New undergraduate degree-seeking students enter as either new freshmen or new transfers. In 2014-15, 32 percent of new undergraduate degree-seeking students in the UW System entered as new transfers. Figure 6 shows the number of new transfer students and new transfer students as a percent of new undergraduate degree-seeking students by the UW receiving institution in 2014-15. UW-Milwaukee received the most new transfer students (2,621), followed by UW Colleges (1,331) and UW-Oshkosh (1,253). New transfer students, as a percent of new undergraduate degree-seeking students in 2014-15, ranged from 15 percent at UW-Madison to 57 percent at UW-Green Bay and UW-Superior.

**Figure 6**  
**Undergraduate New Transfer Students to the UW System**  
**by Receiving Institution**  
**2014-15**



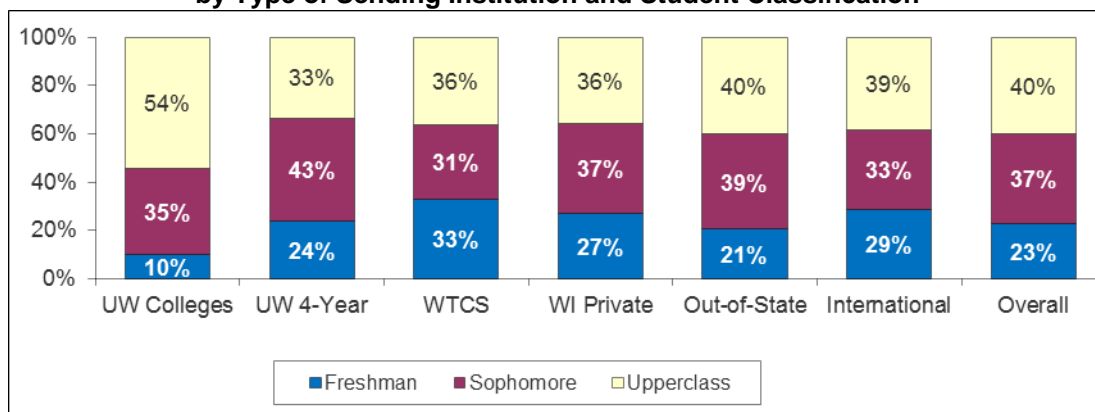
**UNDERGRADUATE NEW TRANSFER STUDENT DEMOGRAPHICS**

Two-thirds of new transfer students begin in the fall term. This section focuses on new transfer students who entered in the fall semester of academic year 2014-15 and the characteristics of these students during that semester.

Figure 7 shows the distribution of fall 2014 new transfer cohort by student classification. Student classification is based on the total number of credits transferred from one or more transfer institutions. Overall, 77 percent of new transfers entered as sophomores (37%) or upperclassmen (40%) in fall 2014. The percentage of new transfers entering as sophomores or upperclassmen varied from a low of 67 percent from the Wisconsin Technical Colleges to a high of 89 percent from UW Colleges.

Appendix E provides the details on the distribution of fall 2014 new transfer cohort to the UW System by sending institution and student classification. Appendix F shows the percentages of new transfer cohort to the UW System by type of sending institution and student classification from fall 2010 to fall 2014. The proportion of new transfer students entering the UW System as sophomores or upperclassmen from the Wisconsin Technical Colleges has increased, from 60 percent in fall 2010 to 67 percent in fall 2014.

**Figure 7**  
**Fall 2014 Undergraduate New Transfer Cohort**  
**by Type of Sending Institution and Student Classification**



Note: Percentages may not add to up 100% due to rounding.

The majority of new transfers (81%) were full-time students with a credit load of 12 or more credits (Figure 8). The proportion ranged from 68 percent for students transferring from the Wisconsin Technical Colleges to 90 percent for students transferring from international institutions. Appendix G provides the details on fall 2014 new transfer students by sending institution and full-time/part-time status.

**Figure 8**  
**Fall 2014 Undergraduate New Transfer Cohort**  
**by Type of Sending Institution and Full-Time/Part-Time Status**

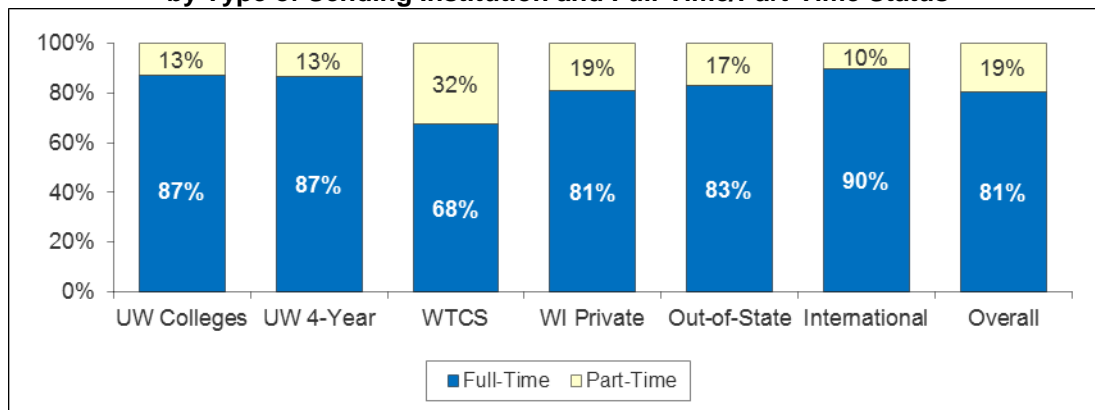
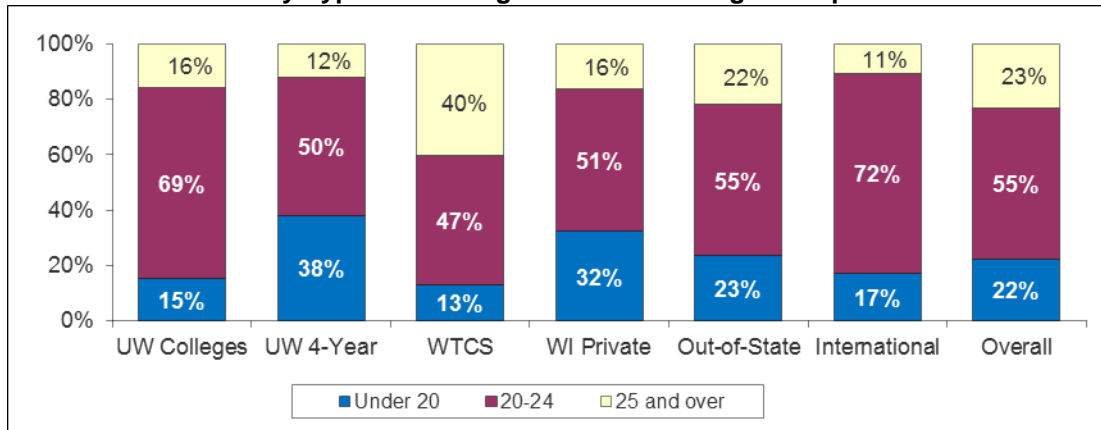


Figure 9 shows the age distribution of fall 2014 new transfer cohort. Twenty-two percent (22%) of new transfers were under 20 years old, 55 percent were between ages 20 and 24, and 23 percent were 25 or older. The proportion of new transfers who were 25 or older ranged from 11 percent for those from international institutions to 40 percent for those from the WTCS.

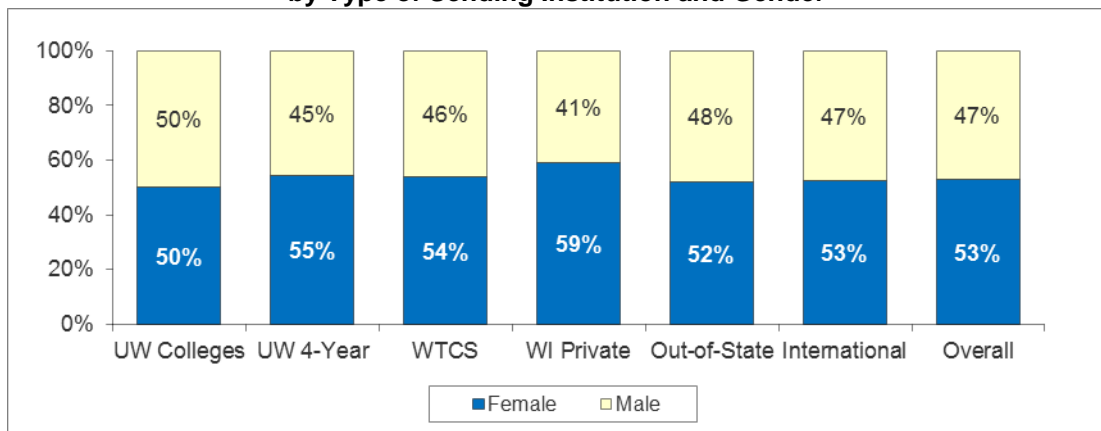
**Figure 9**  
**Fall 2014 Undergraduate New Transfer Cohort**  
**by Type of Sending Institution and Age Group**



Note: Percentages may not add up to 100% due to rounding.

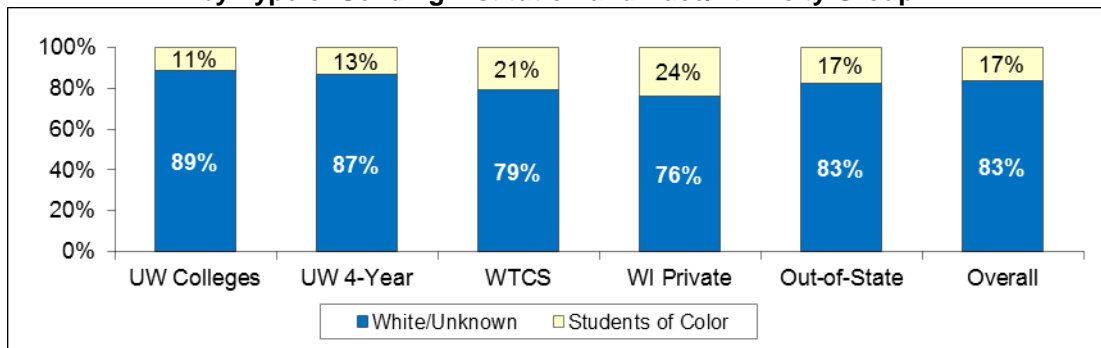
Overall, 53 percent of the fall 2014 new transfer cohort were female and 47 percent were male (Figure 10). Fifty percent (50%) of new transfer students from UW Colleges were female, compared to 59 percent from Wisconsin private institutions.

**Figure 10**  
**Fall 2014 Undergraduate New Transfer Cohort**  
**by Type of Sending Institution and Gender**



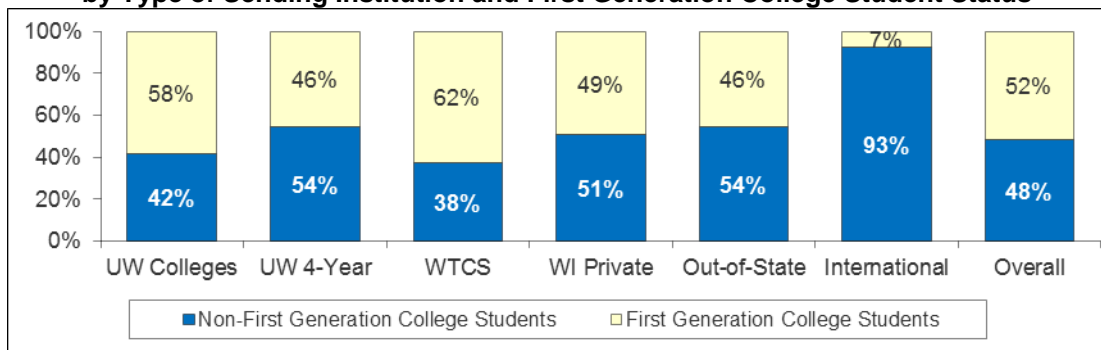
In the fall 2014 new transfer cohort, 17 percent of the students were students of color (Figure 11). Twenty-four percent (24%) of new transfer students from Wisconsin private institutions were students of color, compared to 11 percent from UW Colleges. Of the 1,580 new transfer students of color in fall 2014, 522 (33%) were Hispanic/Latino(a) and 399 (25%) were African American. Appendix H shows the details on fall 2014 new transfer cohort to the UW System by sending institution and race/ethnicity. Appendix I shows the details on new transfer students to the UW System by type of sending institution and race/ethnicity from fall 2010 to fall 2014.

**Figure 11**  
**Fall 2014 Undergraduate New Transfer Cohort**  
**by Type of Sending Institution and Race/Ethnicity Group**



Overall, 52 percent of fall 2014 new transfer students were first generation college students (Figure 12). New transfer students from the Wisconsin Technical Colleges (62%) and UW Colleges (58%) were more likely to be first generation college students.

**Figure 12**  
**Fall 2014 Undergraduate New Transfer Cohort**  
**by Type of Sending Institution and First Generation College Student Status**



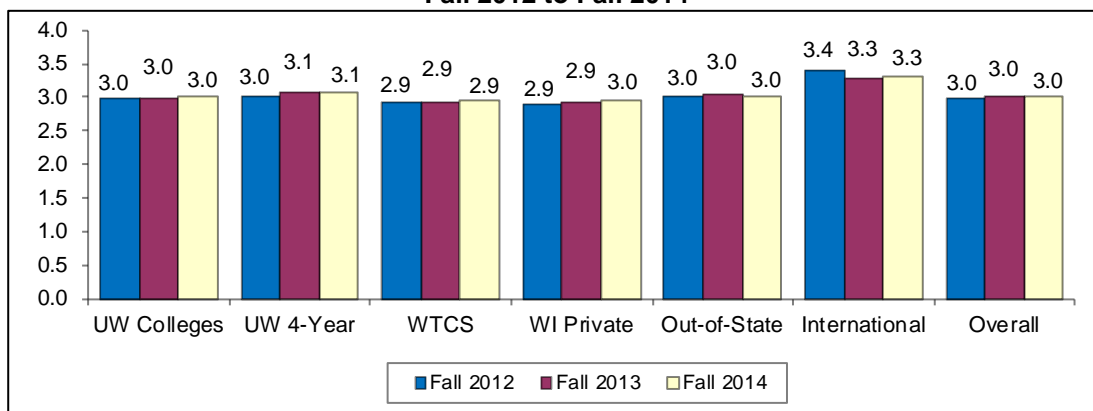
*Note: First generation college student status is based on the following question on the UW System undergraduate application for admission: "Has either of your parents earned a four-year college/university degree?"*

**UNDERGRADUATE NEW TRANSFER STUDENT OUTCOMES**

**Grade Point Average**

Figure 13 shows the first year grade point averages (GPA) for fall 2012, 2013, and 2014 new transfer students. This GPA reflects the courses that the new transfer students completed during their first year after transfer. The average first year GPA of fall 2014 new transfer students was 3.0 on a 4.0 scale. There has been little change in the average first year GPA for the past three cohorts of fall new transfer entrants. Appendix J details the average first year GPAs of the fall 2012, 2013, and 2014 new transfer cohorts to the UW System by sending institution.

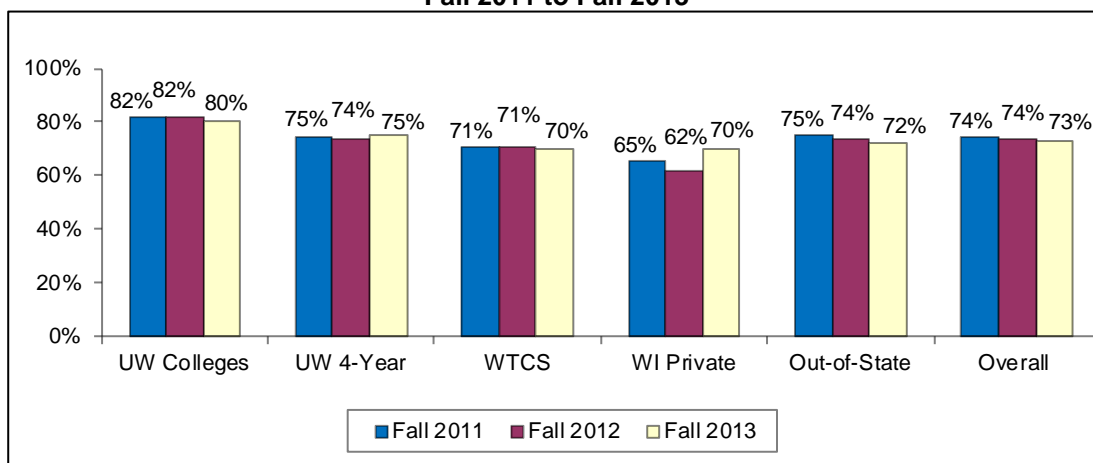
**Figure 13**  
**Average First Year GPAs of New Transfer Cohort to the UW System**  
**by Type of Sending Institution**  
**Fall 2012 to Fall 2014**



**Second Year Retention Rate**

Another measure of success for new students is the second year retention rate; that is, the percentage of students who successfully complete their first year and return to the same institution for a second year of study. Of the new transfer students who entered in fall 2013, 73 percent returned in fall 2014. Figure 14 shows that the first to second year retention rates for fall 2011, 2012, and 2013 new transfer students varied by type of sending institution. Fall 2013 new transfer students from UW Colleges had a second year retention rate of 80 percent, while those from Wisconsin private institutions and the Wisconsin Technical Colleges had a second year retention rate of 70 percent. Appendix K provides details on the second year retention rates for the fall 2013 new transfer cohort to the UW System by sending institution and full-time/part-time status. Appendix L shows the second year retention rates for the fall 2013 new transfer cohort by type of sending institution and receiving institution.

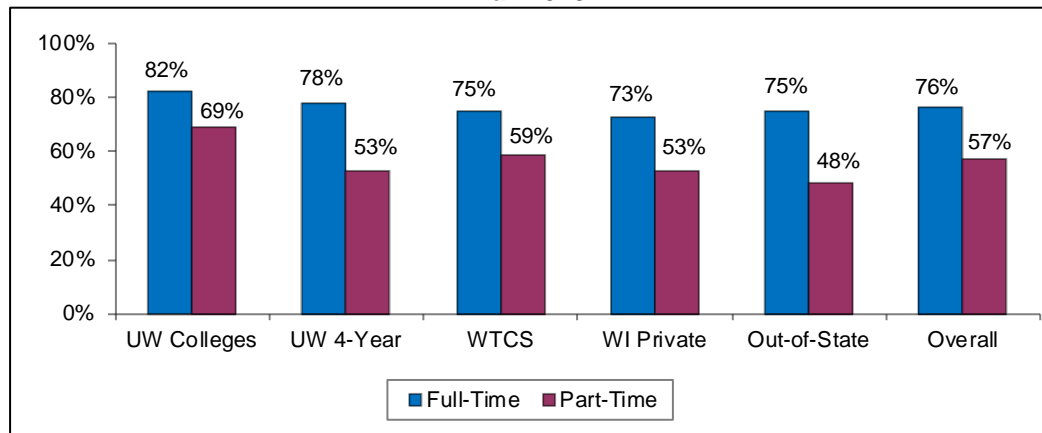
**Figure 14**  
**Second Year Retention Rates at Institution Where Transferred**  
**for New Transfer Cohort to the UW System**  
**by Type of Sending Institution**  
**Fall 2011 to Fall 2013**





New transfers entering as full-time students persisted at a much higher rate (76%) than those entering as part-time students (57%) (Figure 15). For new transfers entering as full-time students in fall 2013, the second year retention rates ranged from 82 percent for students transferring from UW Colleges to 73 percent for students transferring from Wisconsin private institutions.

**Figure 15**  
**Second Year Retention Rates at Institution Where Transferred**  
**for New Transfer Cohort to the UW System**  
**by Type of Sending Institution and Student Full-Time/Part-Time Status**  
**Fall 2013**



New transfers who entered as sophomores or upperclassmen were retained at a higher rate than those who entered as freshmen (Figure 16). Overall, students who transferred as sophomores or upperclassmen in fall 2013 had a second year retention rate of 76 percent and 78 percent, respectively; while students who transferred at the freshman level had a 60 percent second year retention rate. However, these rates varied by type of sending institution. For example, the second year retention rates ranged from 79 percent for sophomore transfers from UW Colleges to 71 percent for sophomore transfers from the Wisconsin Technical Colleges.

**Figure 16**  
**Second Year Retention Rates at Institution Where Transferred**  
**for New Transfer Cohort to the UW System**  
**by Type of Sending Institution and Student Classification at Entrance**  
**Fall 2013**

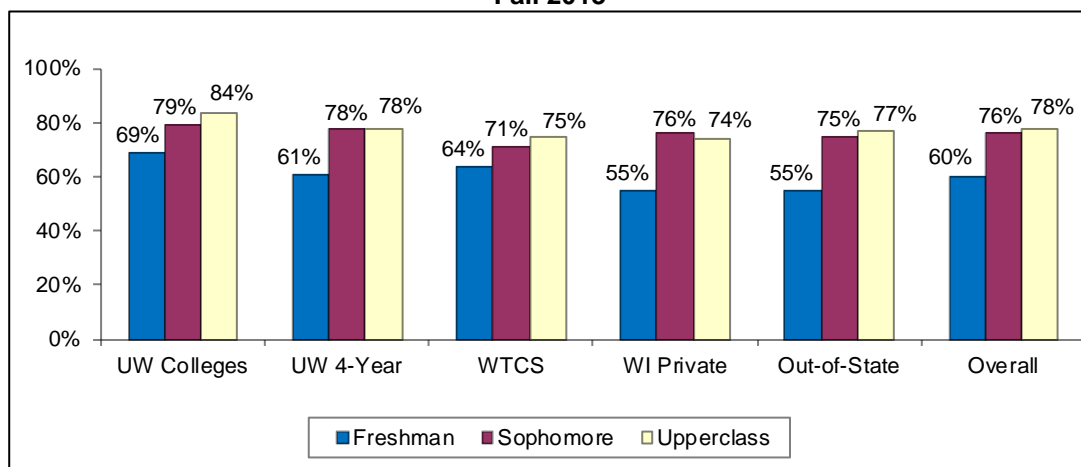
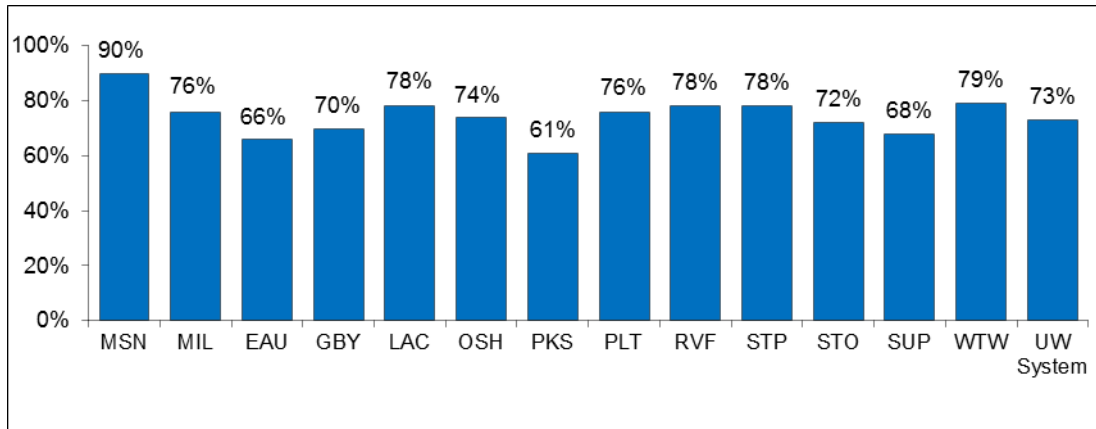


Figure 17 shows the second year retention rates of fall 2013 new transfer cohort by UW receiving institution. Overall, the second year retention rate was 73 percent. The second year retention rates varied by the UW receiving institution, ranging from 90 percent for the new transfer cohort at UW-Madison to 61 percent for the new transfer cohort at UW-Parkside. Appendix M provides details on the second year retention rates for the fall 2013 new transfer cohort by receiving institution and student classification.

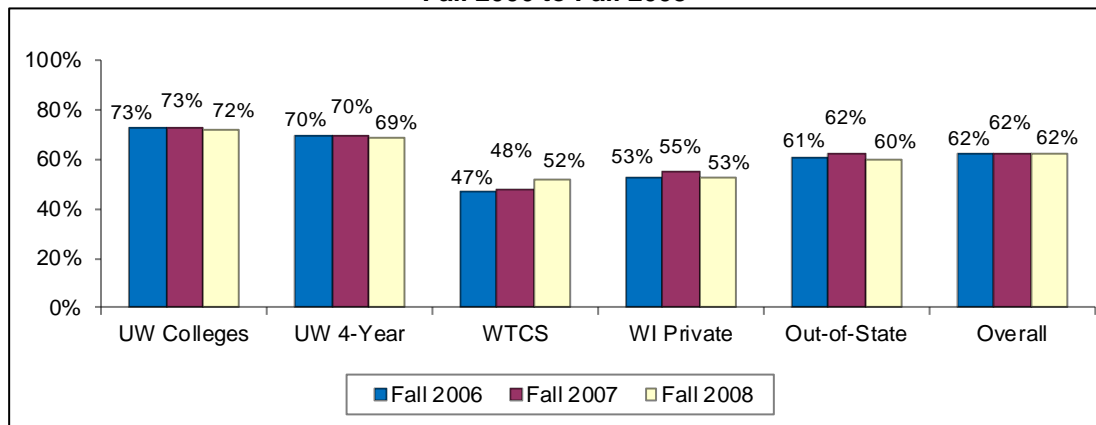
**Figure 17**  
**Second Year Retention Rates at Institution Where Transferred**  
**for New Transfer Cohort to the UW System**  
**by Receiving Institution**  
**Fall 2013**



**Six-Year Graduation Rate**

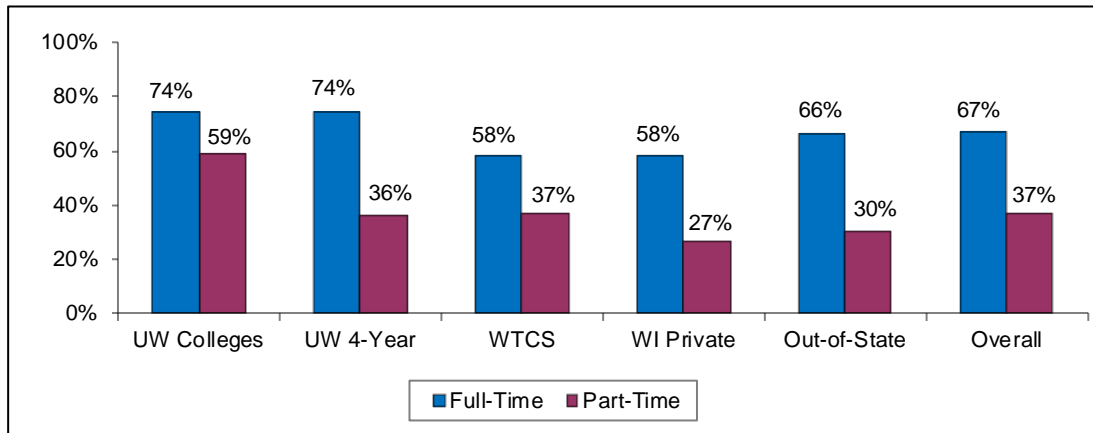
Six-year graduation rates also provide a measure of success for transfer students. Figure 18 shows six-year graduation rates at any UW institution for fall 2006, 2007, and 2008 new transfers by type of sending institution. Overall, the six-year graduation rates in the UW System were over 60 percent. For fall 2008 cohort, new transfers from UW Colleges had the highest six-year graduation rate (72%), followed by new transfers from UW 4-Year institutions (69%). A lower six-year graduation rate for new transfer students from the Wisconsin Technical Colleges might have resulted from a higher proportion of non-traditional and part-time transfer students who may take longer to graduate. However, the six-year graduation rate for new transfers from the Wisconsin Technical Colleges has increased, from 47 percent for the fall 2006 new transfers to 52 percent for the fall 2008 new transfers. Appendix N shows six-year graduation rates for the fall 2008 new transfer cohort to the UW System by sending institution and full-time/part-time status. Appendix O shows six-year graduation rates for the fall 2008 new transfer cohort by type of sending institution and receiving institution.

**Figure 18**  
**Six-Year Graduation Rates at Any UW Institution**  
**for New Transfer Cohort to the UW System**  
**by Type of Sending Institution**  
**Fall 2006 to Fall 2008**



Overall, 67 percent of new transfer students entering as full-time students in fall 2008 graduated within six years, compared to 37 percent for part-time new transfer students (Figure 19). The six-year graduation rates varied by type of sending institution, ranging from 74 percent for new transfers from UW Colleges or UW 4-Year institutions entering as full-time students to 58 percent for new transfers from the Wisconsin Technical Colleges or Wisconsin private institutions entering as full-time students in fall 2008.

**Figure 19**  
**Six-Year Graduation Rates at Any UW Institution**  
**for New Transfer Cohort to the UW System**  
**by Type of Sending Institution and Student Full-Time/Part-Time Status**  
**Fall 2008**



Students who transferred as sophomores or upperclassmen had higher six-year graduation rates than students who transferred as freshmen. Within the same student level, these rates varied by type of sending institution. For example, six-year graduation rates ranged from 74 percent for fall 2008 new sophomore transfers from UW 4-Year institutions to 56 percent for fall 2008 new sophomore transfers from the Wisconsin Technical Colleges (Figure 20).

**Figure 20**  
**Six-Year Graduation Rates at Any UW Institution**  
**for New Transfer Cohort to the UW System**  
**by Type of Sending Institution and Student Classification**  
**Fall 2008**

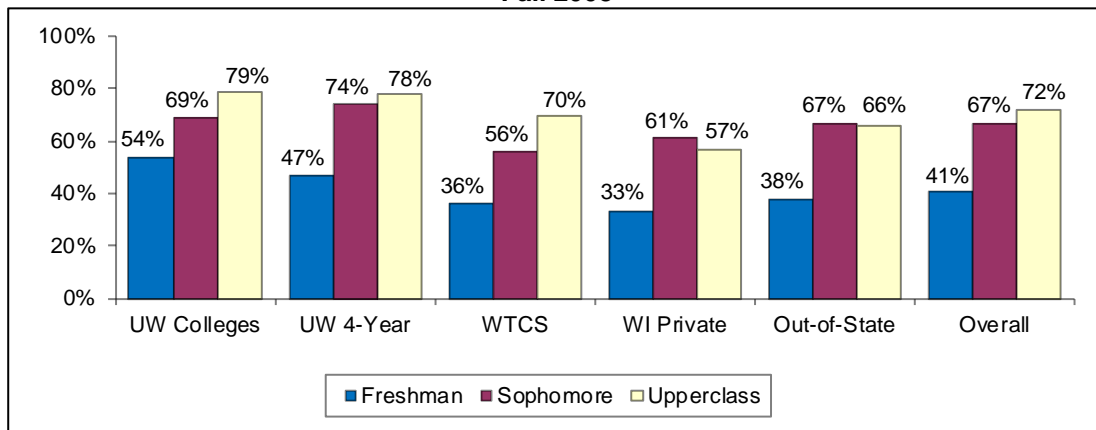
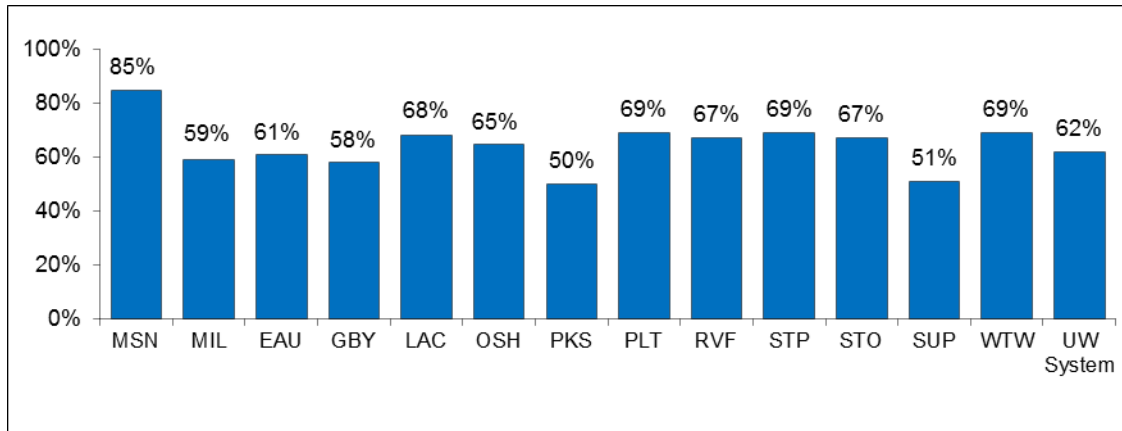


Figure 21 shows the six-year graduation rates of the fall 2008 new transfer cohort by UW receiving institution. Overall, the six-year graduation rate in the UW System was 62 percent. The six-year graduation rates varied by the UW receiving institution, ranging from 85 percent for the new transfer cohort at UW-Madison to 50 percent for the new transfer cohort at UW-Parkside. Appendix P shows six-year graduation rates for the fall 2008 new transfer cohort by receiving institution and student classification

**Figure 21**  
**Six-Year Graduation Rates at Any UW Institution**  
**for New Transfer Cohort to the UW System**  
**by Receiving Institution**  
**Fall 2008**



**APPENDICES**

**Appendix A  
Undergraduate New and Re-Entry Transfer Students to the UW System  
by Sending Institution  
2010-11 to 2014-15**

| From:                    | 2010-11       |                   | 2011-12       |                   | 2012-13       |                   | 2013-14       |                   | 2014-15       |                   |
|--------------------------|---------------|-------------------|---------------|-------------------|---------------|-------------------|---------------|-------------------|---------------|-------------------|
|                          | New Transfer  | Re-Entry Transfer | New Transfer  | Re-Entry Transfer | New Transfer  | Re-Entry Transfer | New Transfer  | Re-Entry Transfer | New Transfer  | Re-Entry Transfer |
| Baraboo/Sauk             | 131           | 5                 | 110           | 10                | 136           | 11                | 115           | 8                 | 112           | 11                |
| Barron                   | 141           | 3                 | 130           | 8                 | 125           | 8                 | 130           | 6                 | 105           | 4                 |
| Fond du Lac              | 180           | 5                 | 161           | 11                | 158           | 8                 | 130           | 12                | 125           | 6                 |
| Fox Valley               | 357           | 17                | 363           | 32                | 381           | 32                | 352           | 21                | 347           | 34                |
| Manitowoc                | 115           | 11                | 124           | 6                 | 137           | 13                | 116           | 6                 | 107           | 7                 |
| Marathon                 | 256           | 7                 | 258           | 15                | 265           | 9                 | 252           | 13                | 252           | 8                 |
| Marinette                | 57            | 6                 | 64            | 6                 | 58            | 1                 | 60            | 5                 | 69            | 8                 |
| Marshfield/Wood          | 116           | 1                 | 120           | 6                 | 124           | 8                 | 123           | 10                | 91            | 6                 |
| Richland                 | 103           | 3                 | 82            | 4                 | 96            | 1                 | 74            | 5                 | 89            | 3                 |
| Rock                     | 190           | 15                | 236           | 16                | 219           | 18                | 225           | 12                | 207           | 10                |
| Sheboygan                | 107           | 6                 | 119           | 13                | 139           | 14                | 147           | 12                | 116           | 5                 |
| Washington               | 167           | 14                | 189           | 22                | 209           | 18                | 182           | 7                 | 198           | 11                |
| Waukesha                 | 368           | 40                | 403           | 41                | 412           | 48                | 377           | 34                | 401           | 50                |
| UWC-Online               | 71            | 20                | 89            | 20                | 105           | 14                | 92            | 18                | 110           | 22                |
| Other UWC                |               |                   |               |                   |               |                   | 1             |                   |               |                   |
| <b>UW Colleges Total</b> | <b>2,359</b>  | <b>153</b>        | <b>2,448</b>  | <b>210</b>        | <b>2,564</b>  | <b>203</b>        | <b>2,376</b>  | <b>169</b>        | <b>2,329</b>  | <b>185</b>        |
| Madison                  | 236           | 33                | 293           | 41                | 257           | 41                | 269           | 48                | 223           | 20                |
| Milwaukee                | 557           | 79                | 568           | 74                | 574           | 71                | 465           | 69                | 409           | 60                |
| Eau Claire               | 266           | 23                | 282           | 18                | 275           | 27                | 271           | 21                | 278           | 25                |
| Green Bay                | 214           | 22                | 210           | 19                | 207           | 20                | 188           | 17                | 172           | 15                |
| La Crosse                | 288           | 21                | 308           | 23                | 305           | 15                | 289           | 27                | 295           | 24                |
| Oshkosh                  | 318           | 30                | 349           | 42                | 351           | 40                | 356           | 25                | 325           | 49                |
| Parkside                 | 160           | 24                | 148           | 15                | 151           | 19                | 101           | 15                | 107           | 13                |
| Platteville              | 203           | 23                | 204           | 32                | 174           | 25                | 189           | 18                | 179           | 25                |
| River Falls              | 113           | 12                | 111           | 11                | 120           | 5                 | 104           | 4                 | 105           | 12                |
| Stevens Point            | 284           | 40                | 333           | 34                | 286           | 29                | 266           | 28                | 290           | 40                |
| Stout                    | 173           | 12                | 203           | 19                | 194           | 15                | 160           | 18                | 129           | 24                |
| Superior                 | 55            | 5                 | 47            | 4                 | 62            | 5                 | 49            | 7                 | 51            | 6                 |
| Whitewater               | 338           | 23                | 329           | 25                | 301           | 38                | 284           | 25                | 297           | 23                |
| UW-Extension             | 2             | 2                 | 4             | 4                 | 3             | 3                 | 3             | 3                 | 2             | 9                 |
| <b>UW 4-Year Total</b>   | <b>3,207</b>  | <b>349</b>        | <b>3,389</b>  | <b>361</b>        | <b>3,260</b>  | <b>353</b>        | <b>2,994</b>  | <b>325</b>        | <b>2,862</b>  | <b>345</b>        |
| Blackhawk                | 85            | 14                | 82            | 24                | 89            | 21                | 98            | 14                | 69            | 13                |
| Chippewa Valley          | 365           | 77                | 294           | 77                | 328           | 70                | 304           | 69                | 305           | 98                |
| Fox Valley               | 359           | 81                | 357           | 70                | 304           | 76                | 339           | 64                | 326           | 64                |
| Gateway                  | 233           | 63                | 196           | 38                | 235           | 54                | 244           | 45                | 230           | 48                |
| Lakeshore                | 87            | 18                | 88            | 14                | 96            | 23                | 69            | 24                | 71            | 13                |
| Madison Area             | 733           | 167               | 732           | 144               | 744           | 131               | 716           | 165               | 719           | 143               |
| Mid-State                | 131           | 20                | 134           | 21                | 124           | 20                | 127           | 28                | 80            | 26                |
| Milwaukee Area           | 607           | 233               | 616           | 212               | 602           | 235               | 628           | 209               | 646           | 199               |
| Moraine                  | 91            | 26                | 100           | 21                | 106           | 22                | 99            | 19                | 121           | 15                |
| Nicolet                  | 80            | 12                | 84            | 9                 | 72            | 9                 | 94            | 7                 | 64            | 5                 |
| Northcentral             | 189           | 32                | 191           | 21                | 188           | 29                | 177           | 33                | 188           | 29                |
| Northeast WI             | 348           | 75                | 371           | 70                | 332           | 72                | 365           | 85                | 448           | 87                |
| Southwest WI             | 42            | 6                 | 25            | 6                 | 25            | 7                 | 24            | 13                | 28            | 6                 |
| Waukesha                 | 171           | 46                | 166           | 24                | 198           | 33                | 184           | 45                | 186           | 34                |
| Western                  | 169           | 18                | 174           | 24                | 164           | 27                | 168           | 21                | 190           | 24                |
| WI Indianhead            | 126           | 13                | 114           | 22                | 97            | 19                | 107           | 18                | 112           | 20                |
| Other WTCS               |               |                   |               |                   |               |                   | 1             |                   | 4             |                   |
| <b>WTCS Total</b>        | <b>3,816</b>  | <b>901</b>        | <b>3,724</b>  | <b>797</b>        | <b>3,704</b>  | <b>848</b>        | <b>3,744</b>  | <b>859</b>        | <b>3,787</b>  | <b>824</b>        |
| <b>WI Private</b>        | <b>999</b>    | <b>119</b>        | <b>995</b>    | <b>110</b>        | <b>990</b>    | <b>162</b>        | <b>871</b>    | <b>98</b>         | <b>901</b>    | <b>114</b>        |
| <b>Out-of-State</b>      | <b>4,266</b>  | <b>486</b>        | <b>4,102</b>  | <b>428</b>        | <b>4,306</b>  | <b>456</b>        | <b>4,096</b>  | <b>401</b>        | <b>3,916</b>  | <b>400</b>        |
| <b>International</b>     | <b>407</b>    | <b>147</b>        | <b>410</b>    | <b>136</b>        | <b>396</b>    | <b>93</b>         | <b>379</b>    | <b>54</b>         | <b>309</b>    | <b>59</b>         |
| <b>Total</b>             | <b>15,054</b> | <b>2,155</b>      | <b>15,068</b> | <b>2,042</b>      | <b>15,220</b> | <b>2,115</b>      | <b>14,460</b> | <b>1,906</b>      | <b>14,104</b> | <b>1,927</b>      |

Note: Transfer student enrollments are annual unduplicated headcounts at a UW institution and may differ from the numbers in previous reports.

**Appendix B**  
**Undergraduate New and Re-Entry Transfer Students to the UW System**  
**by Receiving Institution**  
**2010-11 to 2014-15**

| To:              | 2010-11       |                   | 2011-12       |                   | 2012-13       |                   | 2013-14       |                   | 2014-15       |                   |
|------------------|---------------|-------------------|---------------|-------------------|---------------|-------------------|---------------|-------------------|---------------|-------------------|
|                  | New Transfer  | Re-Entry Transfer | New Transfer  | Re-Entry Transfer | New Transfer  | Re-Entry Transfer | New Transfer  | Re-Entry Transfer | New Transfer  | Re-Entry Transfer |
| UW-Madison       | 1,715         | 486               | 1,687         | 395               | 1,611         | 351               | 1,361         | 315               | 1,070         | 292               |
| UW-Milwaukee     | 2,532         | 485               | 2,541         | 423               | 2,584         | 487               | 2,555         | 433               | 2,621         | 414               |
| UW-Eau Claire    | 957           | 86                | 923           | 108               | 943           | 114               | 872           | 92                | 761           | 122               |
| UW-Green Bay     | 991           | 130               | 1,042         | 164               | 1,053         | 142               | 1,038         | 158               | 1,044         | 170               |
| UW-La Crosse     | 681           | 44                | 661           | 53                | 703           | 50                | 726           | 46                | 699           | 53                |
| UW-Oshkosh       | 1,468         | 145               | 1,482         | 153               | 1,419         | 159               | 1,295         | 139               | 1,253         | 114               |
| UW-Parkside      | 570           | 94                | 571           | 54                | 640           | 84                | 608           | 80                | 607           | 73                |
| UW-Platteville   | 552           | 44                | 523           | 50                | 607           | 63                | 595           | 60                | 617           | 56                |
| UW-River Falls   | 631           | 62                | 599           | 51                | 620           | 58                | 552           | 48                | 625           | 61                |
| UW-Stevens Point | 976           | 82                | 1,022         | 86                | 995           | 82                | 1,006         | 80                | 960           | 74                |
| UW-Stout         | 915           | 74                | 1,009         | 84                | 985           | 86                | 953           | 94                | 993           | 106               |
| UW-Superior      | 558           | 33                | 483           | 53                | 510           | 44                | 518           | 46                | 473           | 44                |
| UW-Whitewater    | 994           | 91                | 989           | 92                | 1,077         | 90                | 1,030         | 63                | 1,050         | 62                |
| UW Colleges      | 1,514         | 299               | 1,536         | 276               | 1,473         | 305               | 1,351         | 252               | 1,331         | 286               |
| <b>UW System</b> | <b>15,054</b> | <b>2,155</b>      | <b>15,068</b> | <b>2,042</b>      | <b>15,220</b> | <b>2,115</b>      | <b>14,460</b> | <b>1,906</b>      | <b>14,104</b> | <b>1,927</b>      |

*Note: Transfer student enrollments are annual unduplicated headcounts at a UW institution and may differ from the numbers in previous reports.*

**Appendix C**  
**Undergraduate New Transfer Students to the UW System**  
**by Sending Institution and Receiving Institution**  
**2014-15**

| From:                    | Transfers To: |              |            |              |            |              |            |            |            |            |            |            |              |              |               |
|--------------------------|---------------|--------------|------------|--------------|------------|--------------|------------|------------|------------|------------|------------|------------|--------------|--------------|---------------|
|                          | MSN           | MIL          | EAU        | GBY          | LAC        | OSH          | PKS        | PLT        | RVF        | STP        | STO        | SUP        | WTW          | UWC          | UW Sys.       |
| UW-Baraboo/Sauk          | 15            | 3            | 6          | 1            | 22         | 4            |            | 13         |            | 14         | 7          | 4          | 23           |              | 112           |
| UW-Barron                | 1             | 3            | 35         |              | 3          |              |            | 4          | 6          |            | 24         | 27         | 2            |              | 105           |
| UW-Fond du Lac           | 5             | 16           | 5          | 4            | 2          | 63           | 1          | 8          | 6          | 5          | 3          | 1          | 6            |              | 125           |
| UW-Fox Valley            | 23            | 20           | 8          | 31           | 14         | 188          | 2          | 22         | 1          | 17         | 15         | 1          | 5            |              | 347           |
| UW-Manitowoc             | 5             | 22           | 1          | 34           | 7          | 15           | 1          | 3          | 1          | 10         | 2          | 1          | 5            |              | 107           |
| UW-Marathon              | 32            | 13           | 41         | 7            | 19         | 19           |            | 9          | 3          | 85         | 19         | 1          | 4            |              | 252           |
| UW-Marinette             | 2             | 6            |            | 30           |            | 15           | 1          | 2          | 3          | 5          | 3          | 1          | 1            |              | 69            |
| UW-Marshfield/Wood       | 2             | 6            | 23         | 1            | 17         | 4            |            | 2          | 3          | 23         | 8          | 1          | 1            |              | 91            |
| UW-Richland              | 12            | 6            | 5          | 1            | 12         | 2            | 1          | 19         | 2          | 16         | 2          | 4          | 7            |              | 89            |
| UW-Rock                  | 24            | 23           |            | 1            | 7          | 16           | 2          | 22         | 2          | 5          | 2          |            | 102          | 1            | 207           |
| UW-Sheboygan             | 9             | 40           | 1          | 18           | 3          | 20           |            | 7          | 1          | 2          | 2          |            | 13           |              | 116           |
| UW-Washington            | 11            | 80           | 4          | 6            | 9          | 32           |            | 20         | 3          | 12         | 3          | 1          | 17           |              | 198           |
| UW-Waukesha              | 26            | 183          | 6          | 2            | 17         | 22           | 13         | 11         |            | 9          | 7          | 2          | 102          | 1            | 401           |
| UWC-Online               | 2             | 6            | 3          | 19           |            | 6            |            | 6          |            | 50         | 10         | 8          |              |              | 110           |
| <b>UW Colleges Total</b> | <b>169</b>    | <b>427</b>   | <b>138</b> | <b>155</b>   | <b>132</b> | <b>406</b>   | <b>21</b>  | <b>148</b> | <b>31</b>  | <b>253</b> | <b>107</b> | <b>52</b>  | <b>288</b>   | <b>2</b>     | <b>2,329</b>  |
| UW-Madison               |               | 57           | 13         | 9            | 17         | 34           | 5          | 16         | 3          | 16         | 5          | 3          | 26           | 19           | 223           |
| UW-Milwaukee             | 62            |              | 11         | 28           | 13         | 51           | 34         | 10         | 3          | 28         | 12         | 5          | 39           | 113          | 409           |
| UW-Eau Claire            | 42            | 36           |            | 11           | 24         | 28           | 1          | 11         | 15         | 25         | 36         | 8          | 12           | 29           | 278           |
| UW-Green Bay             | 14            | 36           | 10         |              | 15         | 30           | 5          | 6          | 1          | 12         | 8          | 4          | 10           | 21           | 172           |
| UW-La Crosse             | 62            | 46           | 24         | 12           |            | 38           | 9          | 8          | 10         | 20         | 19         | 3          | 21           | 23           | 295           |
| UW-Oshkosh               | 29            | 86           | 4          | 33           | 20         |              | 11         | 9          | 4          | 29         | 10         | 3          | 23           | 64           | 325           |
| UW-Parkside              | 6             | 45           | 3          | 1            | 9          | 4            |            | 3          | 1          | 1          | 2          |            | 21           | 11           | 107           |
| UW-Platteville           | 9             | 25           | 10         | 9            | 14         | 21           | 5          |            | 4          | 14         | 4          | 4          | 12           | 48           | 179           |
| UW-River Falls           | 5             | 7            | 15         | 7            | 7          | 5            | 1          | 4          |            | 7          | 24         | 6          | 5            | 12           | 105           |
| UW-Stevens Point         | 15            | 46           | 27         | 33           | 15         | 43           | 5          | 20         | 11         |            | 14         | 6          | 10           | 45           | 290           |
| UW-Stout                 | 4             | 10           | 33         | 10           | 6          | 7            | 1          | 3          | 11         | 13         |            | 6          | 7            | 18           | 129           |
| UW-Superior              | 1             | 6            | 6          | 3            | 2          | 1            | 1          | 3          | 9          | 2          | 11         |            | 2            | 4            | 51            |
| UW-Whitewater            | 34            | 99           | 3          | 7            | 16         | 20           | 17         | 16         | 2          | 17         | 9          | 3          |              | 54           | 297           |
| UW-Extension             |               |              |            | 1            |            |              |            |            |            |            |            |            | 1            |              | 2             |
| <b>UW 4-Year Total</b>   | <b>283</b>    | <b>499</b>   | <b>159</b> | <b>164</b>   | <b>158</b> | <b>282</b>   | <b>95</b>  | <b>109</b> | <b>74</b>  | <b>184</b> | <b>154</b> | <b>51</b>  | <b>189</b>   | <b>461</b>   | <b>2,862</b>  |
| Blackhawk                | 2             | 2            |            | 1            |            | 1            |            | 6          |            |            | 4          |            | 11           | 42           | 69            |
| Chippewa Valley          | 1             | 6            | 115        | 8            | 3          | 4            |            | 3          | 32         | 8          | 113        | 2          | 2            | 8            | 305           |
| Fox Valley               |               | 19           |            | 61           | 2          | 115          | 2          | 10         | 3          | 23         | 30         | 1          | 1            | 59           | 326           |
| Gateway                  | 1             | 33           |            | 6            | 1          | 6            | 130        | 5          | 2          | 1          | 18         | 3          | 19           | 5            | 230           |
| Lakeshore                |               | 4            | 1          | 21           |            | 3            | 3          |            |            |            | 7          | 1          | 2            | 29           | 71            |
| Madison Area             | 255           | 83           | 15         | 15           | 22         | 47           |            | 36         | 6          | 18         | 14         | 8          | 162          | 38           | 719           |
| Mid-State                | 1             | 1            | 3          | 3            | 3          | 7            |            |            | 1          | 42         | 8          |            |              | 11           | 80            |
| Milwaukee Area           | 10            | 452          | 1          | 21           | 5          | 15           | 32         | 4          | 2          | 10         | 19         | 6          | 24           | 45           | 646           |
| Moraine Park             | 2             | 8            | 1          | 6            |            | 19           |            | 1          | 2          | 1          | 14         | 1          | 3            | 63           | 121           |
| Nicolet                  | 2             | 5            | 4          | 20           | 1          | 5            |            |            | 1          | 9          | 8          | 2          | 5            | 2            | 64            |
| Northcentral             |               | 1            | 10         | 28           | 2          | 14           |            | 3          | 3          | 62         | 34         | 3          | 1            | 27           | 188           |
| Northeast WI             |               | 15           | 3          | 278          | 2          | 58           | 1          | 5          | 4          | 21         | 23         | 5          | 7            | 26           | 448           |
| Southwest WI             |               |              |            |              |            | 3            |            | 17         | 1          | 1          | 4          |            | 2            |              | 28            |
| Waukesha                 | 4             | 63           |            | 17           |            | 4            | 4          | 4          | 2          | 2          | 12         | 1          | 17           | 56           | 186           |
| Western                  | 1             | 10           | 7          | 4            | 92         | 7            |            | 11         | 4          | 7          | 33         | 4          | 1            | 9            | 190           |
| WI Indianhead            |               |              | 9          | 4            | 1          | 1            |            | 2          | 30         |            | 25         | 19         | 1            | 20           | 112           |
| Other WTCS               |               |              |            |              |            |              | 4          |            |            |            |            |            |              |              | 4             |
| <b>WTCS Total</b>        | <b>279</b>    | <b>702</b>   | <b>169</b> | <b>493</b>   | <b>134</b> | <b>309</b>   | <b>176</b> | <b>107</b> | <b>93</b>  | <b>205</b> | <b>366</b> | <b>56</b>  | <b>258</b>   | <b>440</b>   | <b>3,787</b>  |
| <b>WI Private</b>        | <b>47</b>     | <b>295</b>   | <b>17</b>  | <b>63</b>    | <b>54</b>  | <b>67</b>    | <b>49</b>  | <b>18</b>  | <b>10</b>  | <b>60</b>  | <b>26</b>  | <b>17</b>  | <b>54</b>    | <b>124</b>   | <b>901</b>    |
| <b>Out-of-State</b>      | <b>261</b>    | <b>626</b>   | <b>241</b> | <b>165</b>   | <b>196</b> | <b>178</b>   | <b>244</b> | <b>233</b> | <b>404</b> | <b>240</b> | <b>301</b> | <b>284</b> | <b>253</b>   | <b>290</b>   | <b>3,916</b>  |
| <b>International</b>     | <b>31</b>     | <b>72</b>    | <b>37</b>  | <b>4</b>     | <b>25</b>  | <b>11</b>    | <b>22</b>  | <b>2</b>   | <b>13</b>  | <b>18</b>  | <b>39</b>  | <b>13</b>  | <b>8</b>     | <b>14</b>    | <b>309</b>    |
| <b>Total</b>             | <b>1,070</b>  | <b>2,621</b> | <b>761</b> | <b>1,044</b> | <b>699</b> | <b>1,253</b> | <b>607</b> | <b>617</b> | <b>625</b> | <b>960</b> | <b>993</b> | <b>473</b> | <b>1,050</b> | <b>1,331</b> | <b>14,104</b> |

Note: Transfer student enrollments are annual unduplicated headcounts at a UW institution and may differ from the numbers in previous reports.

**Appendix D**  
**Undergraduate Re-Entry Transfer Students to the UW System**  
**by Sending Institution and Receiving Institution**  
**2014-15**

| From:                    | Transfers To: |            |            |            |           |            |           |           |           |           |            |           |           |            |    | UW Sys.      |
|--------------------------|---------------|------------|------------|------------|-----------|------------|-----------|-----------|-----------|-----------|------------|-----------|-----------|------------|----|--------------|
|                          | MSN           | MIL        | EAU        | GBY        | LAC       | OSH        | PKS       | PLT       | RVF       | STP       | STO        | SUP       | WTW       | UWC        |    |              |
| UW-Baraboo/Sauk          | 4             | 2          |            |            | 1         |            |           | 1         |           | 2         |            |           | 1         |            |    | 11           |
| UW-Barron                |               |            | 1          |            |           |            |           | 1         |           |           | 1          | 1         |           |            |    | 4            |
| UW-Fond du Lac           |               |            |            |            |           | 5          |           | 1         |           |           |            |           |           |            |    | 6            |
| UW-Fox Valley            | 2             | 4          | 2          | 4          | 1         | 13         |           | 2         |           | 2         | 4          |           |           |            |    | 34           |
| UW-Manitowoc             |               | 3          | 1          | 1          |           | 1          |           |           |           | 1         |            |           |           |            |    | 7            |
| UW-Marathon              | 2             | 1          | 2          |            | 1         |            |           |           |           | 1         | 1          |           |           |            |    | 8            |
| UW-Marinette             |               |            |            | 4          |           | 1          |           |           |           | 1         | 2          |           |           |            |    | 8            |
| UW-Marshfield/Wood       |               | 2          |            |            |           | 1          |           | 1         | 1         |           |            |           |           | 1          |    | 6            |
| UW-Richland              | 1             |            |            |            |           |            |           | 1         |           | 1         |            |           |           |            |    | 3            |
| UW-Rock                  | 1             | 2          |            |            |           | 2          |           |           |           |           |            |           | 5         |            |    | 10           |
| UW-Sheboygan             |               | 2          |            | 1          |           | 2          |           |           |           |           |            |           |           |            |    | 5            |
| UW-Washington            |               | 6          |            |            |           | 2          |           | 1         |           |           |            |           | 2         |            |    | 11           |
| UW-Waukesha              | 4             | 31         | 1          |            | 1         | 2          |           | 1         |           |           | 3          |           | 6         | 1          |    | 50           |
| UWC-Online               | 5             | 2          | 6          | 3          | 2         | 2          |           |           |           | 1         |            |           |           |            | 1  | 22           |
| <b>UW Colleges Total</b> | <b>19</b>     | <b>55</b>  | <b>13</b>  | <b>13</b>  | <b>6</b>  | <b>31</b>  |           | <b>8</b>  | <b>1</b>  | <b>10</b> | <b>11</b>  | <b>1</b>  | <b>14</b> | <b>3</b>   |    | <b>185</b>   |
| UW-Madison               |               | 5          |            | 2          | 3         |            | 1         | 2         |           | 1         | 1          |           |           |            | 5  | 20           |
| UW-Milwaukee             | 6             |            | 1          | 8          | 1         | 6          | 7         | 3         |           | 3         | 2          | 1         | 5         |            | 17 | 60           |
| UW-Eau Claire            |               | 2          |            | 1          | 2         |            |           | 1         | 2         | 2         | 3          | 2         |           |            | 10 | 25           |
| UW-Green Bay             | 1             | 4          |            |            |           | 2          |           |           |           | 3         | 1          |           |           |            |    | 15           |
| UW-La Crosse             | 1             | 9          | 2          | 2          |           | 1          |           | 3         |           |           |            |           | 1         |            | 5  | 24           |
| UW-Oshkosh               | 3             | 5          |            | 7          | 1         |            | 1         | 2         | 3         | 5         | 2          | 1         | 1         |            | 18 | 49           |
| UW-Parkside              |               | 7          |            |            |           |            |           | 1         |           |           |            |           | 1         |            | 4  | 13           |
| UW-Platteville           | 2             | 1          | 2          | 2          | 2         |            |           |           | 1         |           | 2          |           |           |            | 13 | 25           |
| UW-River Falls           |               |            | 1          |            |           |            |           | 1         |           | 2         | 4          | 1         |           |            | 3  | 12           |
| UW-Stevens Point         |               | 2          | 2          | 4          | 3         | 6          |           | 1         | 1         |           |            |           | 1         | 20         |    | 40           |
| UW-Stout                 | 1             | 3          | 5          | 3          |           |            |           | 1         | 1         |           |            | 1         |           |            | 9  | 24           |
| UW-Superior              |               |            | 1          | 1          |           |            |           |           |           |           |            |           | 1         |            | 3  | 6            |
| UW-Whitewater            | 1             | 3          |            |            | 2         | 1          | 3         | 1         |           | 1         |            |           |           |            | 11 | 23           |
| UW-Extension             | 5             | 3          |            |            |           |            |           |           |           |           |            | 1         |           |            |    | 9            |
| <b>UW 4-Year Total</b>   | <b>20</b>     | <b>44</b>  | <b>14</b>  | <b>30</b>  | <b>14</b> | <b>16</b>  | <b>12</b> | <b>16</b> | <b>8</b>  | <b>17</b> | <b>15</b>  | <b>7</b>  | <b>10</b> | <b>122</b> |    | <b>345</b>   |
| Blackhawk                | 1             |            |            |            |           | 3          |           | 1         |           |           |            |           | 1         | 7          |    | 13           |
| Chippewa Valley          |               | 1          | 56         | 2          |           |            |           |           | 9         |           | 26         |           |           |            | 4  | 98           |
| Fox Valley               | 1             | 4          | 2          | 3          | 1         | 25         |           | 1         |           | 3         | 9          |           |           | 15         |    | 64           |
| Gateway                  | 1             | 7          |            |            |           |            | 35        |           |           | 1         | 1          |           | 2         | 1          |    | 48           |
| Lakeshore                |               | 3          |            | 2          |           |            |           |           |           |           | 1          |           |           |            | 7  | 13           |
| Madison Area             | 85            | 21         | 4          |            | 2         | 2          |           | 3         | 1         | 3         | 2          | 2         | 8         | 10         |    | 143          |
| Mid-State                | 1             |            |            |            |           | 1          |           |           |           | 12        | 2          |           |           | 10         |    | 26           |
| Milwaukee Area           | 2             | 168        |            | 1          |           | 1          | 9         | 4         | 1         |           | 4          |           | 6         | 3          |    | 199          |
| Moraine Park             |               | 1          | 1          | 2          |           | 3          |           |           |           | 1         | 1          |           |           | 6          |    | 15           |
| Nicolet                  | 2             | 1          |            |            |           |            |           |           | 1         |           | 1          |           |           |            |    | 5            |
| Northcentral             | 1             |            | 2          | 3          |           | 2          |           |           |           | 7         | 2          | 1         | 1         | 10         |    | 29           |
| Northeast WI             |               | 2          | 2          | 71         | 1         | 2          |           | 1         |           | 1         | 1          |           |           | 6          |    | 87           |
| Southwest WI             |               |            |            |            |           |            |           | 5         |           |           |            |           |           |            | 1  | 6            |
| Waukesha                 | 2             | 10         |            | 1          |           | 1          |           | 1         |           |           |            |           | 2         | 17         |    | 34           |
| Western                  |               | 1          | 1          | 1          | 16        |            |           | 2         |           |           | 3          |           |           |            |    | 24           |
| WI Indianhead            |               |            |            |            |           |            |           |           | 4         |           | 2          | 2         |           | 12         |    | 20           |
| <b>WTCS Total</b>        | <b>96</b>     | <b>219</b> | <b>68</b>  | <b>86</b>  | <b>20</b> | <b>40</b>  | <b>44</b> | <b>18</b> | <b>16</b> | <b>28</b> | <b>55</b>  | <b>5</b>  | <b>20</b> | <b>109</b> |    | <b>824</b>   |
| <b>WI Private</b>        | <b>8</b>      | <b>33</b>  | <b>2</b>   | <b>22</b>  | <b>4</b>  | <b>11</b>  | <b>3</b>  | <b>1</b>  | <b>3</b>  | <b>5</b>  | <b>3</b>   | <b>1</b>  | <b>2</b>  | <b>16</b>  |    | <b>114</b>   |
| <b>Out-of-State</b>      | <b>100</b>    | <b>62</b>  | <b>23</b>  | <b>17</b>  | <b>9</b>  | <b>16</b>  | <b>14</b> | <b>12</b> | <b>33</b> | <b>14</b> | <b>22</b>  | <b>30</b> | <b>16</b> | <b>32</b>  |    | <b>400</b>   |
| <b>International</b>     | <b>49</b>     | <b>1</b>   | <b>2</b>   | <b>2</b>   |           |            |           | <b>1</b>  |           |           |            |           |           | <b>4</b>   |    | <b>59</b>    |
| <b>Total</b>             | <b>292</b>    | <b>414</b> | <b>122</b> | <b>170</b> | <b>53</b> | <b>114</b> | <b>73</b> | <b>56</b> | <b>61</b> | <b>74</b> | <b>106</b> | <b>44</b> | <b>62</b> | <b>286</b> |    | <b>1,927</b> |

Note: Transfer student enrollments are annual unduplicated headcounts at a UW institution and may differ from the numbers in previous reports.



**Appendix E**  
**Student Classification of Undergraduate New Transfer Cohort to the UW System**  
**by Sending Institution**  
**Fall 2014**

| From:                    | Freshman     |            | Sophomore    |            | Upperclass   |            | Total        |             |
|--------------------------|--------------|------------|--------------|------------|--------------|------------|--------------|-------------|
|                          | #            | %          | #            | %          | #            | %          | #            | %           |
| UW-Baraboo/Sauk          | 7            | 8%         | 25           | 29%        | 53           | 62%        | 85           | 100%        |
| UW-Barron                | 10           | 12%        | 31           | 38%        | 40           | 49%        | 81           | 100%        |
| UW-Fond du Lac           | 5            | 5%         | 30           | 28%        | 74           | 68%        | 109          | 100%        |
| UW-Fox Valley            | 31           | 12%        | 95           | 37%        | 133          | 51%        | 259          | 100%        |
| UW-Manitowoc             | 8            | 9%         | 34           | 38%        | 48           | 53%        | 90           | 100%        |
| UW-Marathon              | 31           | 14%        | 92           | 43%        | 93           | 43%        | 216          | 100%        |
| UW-Marinette             | 9            | 17%        | 9            | 17%        | 36           | 67%        | 54           | 100%        |
| UW-Marshfield/Wood       | 6            | 8%         | 28           | 37%        | 42           | 55%        | 76           | 100%        |
| UW-Richland              | 5            | 7%         | 29           | 39%        | 40           | 54%        | 74           | 100%        |
| UW-Rock                  | 11           | 7%         | 45           | 29%        | 100          | 64%        | 156          | 100%        |
| UW-Sheboygan             | 4            | 4%         | 30           | 33%        | 57           | 63%        | 91           | 100%        |
| UW-Washington            | 10           | 6%         | 62           | 40%        | 82           | 53%        | 154          | 100%        |
| UW-Waukesha              | 46           | 15%        | 120          | 40%        | 134          | 45%        | 300          | 100%        |
| UWC-Online               | 3            | 4%         | 14           | 19%        | 56           | 77%        | 73           | 100%        |
| <b>UW Colleges Total</b> | <b>186</b>   | <b>10%</b> | <b>644</b>   | <b>35%</b> | <b>988</b>   | <b>54%</b> | <b>1,818</b> | <b>100%</b> |
| UW-Madison               | 16           | 12%        | 43           | 31%        | 78           | 57%        | 137          | 100%        |
| UW-Milwaukee             | 78           | 33%        | 95           | 40%        | 66           | 28%        | 239          | 100%        |
| UW-Eau Claire            | 29           | 16%        | 73           | 41%        | 75           | 42%        | 177          | 100%        |
| UW-Green Bay             | 25           | 21%        | 58           | 50%        | 34           | 29%        | 117          | 100%        |
| UW-La Crosse             | 26           | 13%        | 93           | 46%        | 83           | 41%        | 202          | 100%        |
| UW-Oshkosh               | 47           | 22%        | 100          | 47%        | 66           | 31%        | 213          | 100%        |
| UW-Parkside              | 23           | 29%        | 34           | 43%        | 22           | 28%        | 79           | 100%        |
| UW-Platteville           | 31           | 30%        | 42           | 41%        | 30           | 29%        | 103          | 100%        |
| UW-River Falls           | 11           | 18%        | 27           | 44%        | 24           | 39%        | 62           | 100%        |
| UW-Stevens Point         | 48           | 25%        | 86           | 45%        | 57           | 30%        | 191          | 100%        |
| UW-Stout                 | 32           | 37%        | 39           | 45%        | 16           | 18%        | 87           | 100%        |
| UW-Superior              | 10           | 32%        | 12           | 39%        | 9            | 29%        | 31           | 100%        |
| UW-Whitewater            | 58           | 29%        | 89           | 44%        | 56           | 28%        | 203          | 100%        |
| <b>UW 4-Year Total</b>   | <b>434</b>   | <b>24%</b> | <b>791</b>   | <b>43%</b> | <b>616</b>   | <b>33%</b> | <b>1,841</b> | <b>100%</b> |
| Blackhawk                | 23           | 61%        | 6            | 16%        | 9            | 24%        | 38           | 100%        |
| Chippewa Valley          | 61           | 31%        | 73           | 37%        | 61           | 31%        | 195          | 100%        |
| Fox Valley               | 95           | 45%        | 52           | 25%        | 64           | 30%        | 211          | 100%        |
| Gateway                  | 58           | 39%        | 54           | 36%        | 38           | 25%        | 150          | 100%        |
| Lakeshore                | 24           | 49%        | 7            | 14%        | 18           | 37%        | 49           | 100%        |
| Madison Area             | 66           | 14%        | 143          | 30%        | 269          | 56%        | 478          | 100%        |
| Mid-State                | 37           | 64%        | 11           | 19%        | 10           | 17%        | 58           | 100%        |
| Milwaukee Area           | 131          | 32%        | 147          | 36%        | 134          | 33%        | 412          | 100%        |
| Moraine Park             | 47           | 60%        | 14           | 18%        | 17           | 22%        | 78           | 100%        |
| Nicolet                  | 6            | 13%        | 11           | 24%        | 29           | 63%        | 46           | 100%        |
| Northcentral             | 43           | 35%        | 32           | 26%        | 47           | 39%        | 122          | 100%        |
| Northeast WI             | 78           | 28%        | 113          | 41%        | 85           | 31%        | 276          | 100%        |
| Southwest WI             | 8            | 36%        | 7            | 32%        | 7            | 32%        | 22           | 100%        |
| Waukesha                 | 51           | 47%        | 21           | 19%        | 37           | 34%        | 109          | 100%        |
| Western                  | 48           | 35%        | 55           | 40%        | 34           | 25%        | 137          | 100%        |
| WI Indianhead            | 27           | 36%        | 18           | 24%        | 31           | 41%        | 76           | 100%        |
| Other WTCS               |              |            | 1            |            | 2            |            | 3            |             |
| <b>WTCS Total</b>        | <b>803</b>   | <b>33%</b> | <b>765</b>   | <b>31%</b> | <b>892</b>   | <b>36%</b> | <b>2,460</b> | <b>100%</b> |
| <b>WI Private</b>        | <b>158</b>   | <b>27%</b> | <b>216</b>   | <b>37%</b> | <b>209</b>   | <b>36%</b> | <b>583</b>   | <b>100%</b> |
| <b>Out-of-State</b>      | <b>542</b>   | <b>21%</b> | <b>1,035</b> | <b>39%</b> | <b>1,059</b> | <b>40%</b> | <b>2,636</b> | <b>100%</b> |
| <b>International</b>     | <b>62</b>    | <b>29%</b> | <b>70</b>    | <b>33%</b> | <b>83</b>    | <b>39%</b> | <b>215</b>   | <b>100%</b> |
| <b>Total</b>             | <b>2,185</b> | <b>23%</b> | <b>3,521</b> | <b>37%</b> | <b>3,847</b> | <b>40%</b> | <b>9,553</b> | <b>100%</b> |

Note: Student classification is based on the total number of degree credits which may have been accumulated from one or more transfer institutions. In general, freshman students have 0-29 degree credits, sophomore students have between 30 and 59 degree credits, and upperclassmen have 60 or more degree credits.

**Appendix F**  
**Student Classification of Undergraduate New Transfer Cohort to the UW System**  
**by Type of Sending Institution**  
**Fall 2010 to Fall 2014**

| Type of Sending Institution | Student Classification | 2010 | 2011 | 2012 | 2013 | 2014 |
|-----------------------------|------------------------|------|------|------|------|------|
| <b>UW Colleges</b>          | Freshman               | 11%  | 11%  | 10%  | 13%  | 10%  |
|                             | Sophomore              | 37%  | 36%  | 37%  | 36%  | 35%  |
|                             | Upperclass             | 51%  | 52%  | 52%  | 51%  | 54%  |
| <b>UW 4-Year</b>            | Freshman               | 22%  | 21%  | 21%  | 22%  | 24%  |
|                             | Sophomore              | 46%  | 47%  | 47%  | 45%  | 43%  |
|                             | Upperclass             | 32%  | 32%  | 32%  | 34%  | 33%  |
| <b>WTCS</b>                 | Freshman               | 40%  | 34%  | 36%  | 33%  | 33%  |
|                             | Sophomore              | 30%  | 33%  | 33%  | 32%  | 31%  |
|                             | Upperclass             | 30%  | 33%  | 32%  | 35%  | 36%  |
| <b>WI Private</b>           | Freshman               | 24%  | 26%  | 25%  | 25%  | 27%  |
|                             | Sophomore              | 46%  | 42%  | 45%  | 43%  | 37%  |
|                             | Upperclass             | 30%  | 32%  | 30%  | 32%  | 36%  |
| <b>Out-of-State</b>         | Freshman               | 20%  | 21%  | 20%  | 21%  | 21%  |
|                             | Sophomore              | 40%  | 39%  | 39%  | 38%  | 39%  |
|                             | Upperclass             | 39%  | 40%  | 40%  | 41%  | 40%  |
| <b>International</b>        | Freshman               | 51%  | 44%  | 51%  | 34%  | 29%  |
|                             | Sophomore              | 27%  | 26%  | 22%  | 34%  | 33%  |
|                             | Upperclass             | 22%  | 30%  | 27%  | 32%  | 39%  |
| <b>Overall</b>              | Freshman               | 25%  | 23%  | 23%  | 23%  | 23%  |
|                             | Sophomore              | 38%  | 39%  | 39%  | 38%  | 37%  |
|                             | Upperclass             | 37%  | 38%  | 38%  | 39%  | 40%  |

*Note: Student classification is based on the total number of degree credits which may have been accumulated from one or more transfer institutions. In general, freshman students have 0-29 degree credits, sophomore students have between 30 and 59 degree credits, and upperclassmen have 60 or more degree credits.*

**Appendix G**  
**Full-Time/Part-Time Status of Undergraduate New Transfer Cohort to the UW System**  
**by Sending Institution**  
**Fall 2014**

| From:                    | Full-Time    |            | Part-Time    |            | Total        |             |
|--------------------------|--------------|------------|--------------|------------|--------------|-------------|
|                          | #            | %          | #            | %          | #            | %           |
| UW-Baraboo/Sauk          | 77           | 91%        | 8            | 9%         | 85           | 100%        |
| UW-Barron                | 77           | 95%        | 4            | 5%         | 81           | 100%        |
| UW-Fond du Lac           | 88           | 81%        | 21           | 19%        | 109          | 100%        |
| UW-Fox Valley            | 220          | 85%        | 39           | 15%        | 259          | 100%        |
| UW-Manitowoc             | 79           | 88%        | 11           | 12%        | 90           | 100%        |
| UW-Marathon              | 191          | 88%        | 25           | 12%        | 216          | 100%        |
| UW-Marinette             | 48           | 89%        | 6            | 11%        | 54           | 100%        |
| UW-Marshfield/Wood       | 71           | 93%        | 5            | 7%         | 76           | 100%        |
| UW-Richland              | 72           | 97%        | 2            | 3%         | 74           | 100%        |
| UW-Rock                  | 135          | 87%        | 21           | 13%        | 156          | 100%        |
| UW-Sheboygan             | 79           | 87%        | 12           | 13%        | 91           | 100%        |
| UW-Washington            | 130          | 84%        | 24           | 16%        | 154          | 100%        |
| UW-Waukesha              | 270          | 90%        | 30           | 10%        | 300          | 100%        |
| UWC-Online               | 52           | 71%        | 21           | 29%        | 73           | 100%        |
| <b>UW Colleges Total</b> | <b>1,589</b> | <b>87%</b> | <b>229</b>   | <b>13%</b> | <b>1,818</b> | <b>100%</b> |
| UW-Madison               | 119          | 87%        | 18           | 13%        | 137          | 100%        |
| UW-Milwaukee             | 198          | 83%        | 41           | 17%        | 239          | 100%        |
| UW-Eau Claire            | 155          | 88%        | 22           | 12%        | 177          | 100%        |
| UW-Green Bay             | 101          | 86%        | 16           | 14%        | 117          | 100%        |
| UW-La Crosse             | 186          | 92%        | 16           | 8%         | 202          | 100%        |
| UW-Oshkosh               | 183          | 86%        | 30           | 14%        | 213          | 100%        |
| UW-Parkside              | 68           | 86%        | 11           | 14%        | 79           | 100%        |
| UW-Platteville           | 88           | 85%        | 15           | 15%        | 103          | 100%        |
| UW-River Falls           | 51           | 82%        | 11           | 18%        | 62           | 100%        |
| UW-Stevens Point         | 166          | 87%        | 25           | 13%        | 191          | 100%        |
| UW-Stout                 | 69           | 79%        | 18           | 21%        | 87           | 100%        |
| UW-Superior              | 28           | 90%        | 3            | 10%        | 31           | 100%        |
| UW-Whitewater            | 182          | 90%        | 21           | 10%        | 203          | 100%        |
| <b>UW 4-Year Total</b>   | <b>1,594</b> | <b>87%</b> | <b>247</b>   | <b>13%</b> | <b>1,841</b> | <b>100%</b> |
| Blackhawk                | 18           | 47%        | 20           | 53%        | 38           | 100%        |
| Chippewa Valley          | 139          | 71%        | 56           | 29%        | 195          | 100%        |
| Fox Valley               | 139          | 66%        | 72           | 34%        | 211          | 100%        |
| Gateway                  | 94           | 63%        | 56           | 37%        | 150          | 100%        |
| Lakeshore                | 25           | 51%        | 24           | 49%        | 49           | 100%        |
| Madison Area             | 374          | 78%        | 104          | 22%        | 478          | 100%        |
| Mid-State                | 38           | 66%        | 20           | 34%        | 58           | 100%        |
| Milwaukee Area           | 268          | 65%        | 144          | 35%        | 412          | 100%        |
| Moraine Park             | 42           | 54%        | 36           | 46%        | 78           | 100%        |
| Nicolet                  | 31           | 67%        | 15           | 33%        | 46           | 100%        |
| Northcentral             | 76           | 62%        | 46           | 38%        | 122          | 100%        |
| Northeast WI             | 183          | 66%        | 93           | 34%        | 276          | 100%        |
| Southwest WI             | 19           | 86%        | 3            | 14%        | 22           | 100%        |
| Waukesha                 | 62           | 57%        | 47           | 43%        | 109          | 100%        |
| Western                  | 102          | 74%        | 35           | 26%        | 137          | 100%        |
| WI Indianhead            | 50           | 66%        | 26           | 34%        | 76           | 100%        |
| Other WTCS               | 2            | 67%        | 1            | 33%        | 3            | 100%        |
| <b>WTCS Total</b>        | <b>1,662</b> | <b>68%</b> | <b>798</b>   | <b>32%</b> | <b>2,460</b> | <b>100%</b> |
| <b>WI Private</b>        | <b>473</b>   | <b>81%</b> | <b>110</b>   | <b>19%</b> | <b>583</b>   | <b>100%</b> |
| <b>Out-of-State</b>      | <b>2,197</b> | <b>83%</b> | <b>439</b>   | <b>17%</b> | <b>2,636</b> | <b>100%</b> |
| <b>International</b>     | <b>193</b>   | <b>90%</b> | <b>22</b>    | <b>10%</b> | <b>215</b>   | <b>100%</b> |
| <b>Total</b>             | <b>7,708</b> | <b>81%</b> | <b>1,845</b> | <b>19%</b> | <b>9,553</b> | <b>100%</b> |

**Appendix H**  
**Race/Ethnicity of Undergraduate New Transfer Cohort to the UW System**  
**by Sending Institution**  
**Fall 2014**

| From:                    | Afri.<br>Amer. | Amer.<br>Indian | SE<br>Asian | Other<br>Asian | Haw./<br>Pac.<br>Islan. | Hisp./<br>Latino | Two<br>or<br>More<br>Races | Students of Color |            | White/Unknown/<br>International |            | Total        |
|--------------------------|----------------|-----------------|-------------|----------------|-------------------------|------------------|----------------------------|-------------------|------------|---------------------------------|------------|--------------|
|                          |                |                 |             |                |                         |                  |                            | #                 | %          | #                               | %          |              |
| UW-Baraboo/Sauk          |                | 1               |             |                |                         | 2                | 2                          | 5                 | 6%         | 80                              | 94%        | 85           |
| UW-Barron                |                |                 |             | 1              |                         | 2                | 2                          | 5                 | 6%         | 76                              | 94%        | 81           |
| UW-Fond du Lac           |                |                 | 1           | 1              |                         | 6                | 1                          | 9                 | 8%         | 100                             | 92%        | 109          |
| UW-Fox Valley            | 1              |                 | 9           | 3              |                         | 15               | 9                          | 37                | 14%        | 222                             | 86%        | 259          |
| UW-Manitowoc             |                |                 | 9           | 1              |                         | 3                | 3                          | 16                | 18%        | 74                              | 82%        | 90           |
| UW-Marathon              |                |                 | 27          | 1              |                         | 2                | 5                          | 35                | 16%        | 181                             | 84%        | 216          |
| UW-Marinette             | 1              |                 |             |                |                         | 3                | 2                          | 6                 | 11%        | 48                              | 89%        | 54           |
| UW-Marshfield/Wood       | 1              |                 |             |                | 1                       | 2                | 1                          | 5                 | 7%         | 71                              | 93%        | 76           |
| UW-Richland              | 4              |                 |             |                | 1                       | 1                |                            | 6                 | 8%         | 68                              | 92%        | 74           |
| UW-Rock                  | 2              |                 |             | 1              |                         | 16               | 6                          | 25                | 16%        | 131                             | 84%        | 156          |
| UW-Sheboygan             |                |                 | 6           |                |                         | 1                | 2                          | 9                 | 10%        | 82                              | 90%        | 91           |
| UW-Washington            | 1              |                 |             |                |                         | 3                | 3                          | 7                 | 5%         | 147                             | 95%        | 154          |
| UW-Waukesha              | 9              | 1               | 1           | 4              |                         | 12               | 3                          | 30                | 10%        | 270                             | 90%        | 300          |
| UWC-Online               |                |                 | 5           | 3              |                         | 1                |                            | 9                 | 12%        | 64                              | 88%        | 73           |
| <b>UW Colleges Total</b> | <b>19</b>      | <b>2</b>        | <b>58</b>   | <b>15</b>      | <b>2</b>                | <b>69</b>        | <b>39</b>                  | <b>204</b>        | <b>11%</b> | <b>1,614</b>                    | <b>89%</b> | <b>1,818</b> |
| UW-Madison               | 3              |                 | 2           | 3              |                         | 6                | 1                          | 15                | 11%        | 122                             | 89%        | 137          |
| UW-Milwaukee             | 8              | 3               | 10          | 7              |                         | 14               | 9                          | 51                | 21%        | 188                             | 79%        | 239          |
| UW-Eau Claire            | 1              | 1               | 2           | 2              |                         | 2                | 2                          | 10                | 6%         | 167                             | 94%        | 177          |
| UW-Green Bay             |                |                 | 4           |                |                         | 6                | 2                          | 12                | 10%        | 105                             | 90%        | 117          |
| UW-La Crosse             | 1              |                 | 5           | 1              |                         | 8                | 5                          | 20                | 10%        | 182                             | 90%        | 202          |
| UW-Oshkosh               | 7              |                 | 13          |                |                         | 13               | 9                          | 42                | 20%        | 171                             | 80%        | 213          |
| UW-Parkside              | 7              |                 | 2           |                |                         | 6                | 4                          | 19                | 24%        | 60                              | 76%        | 79           |
| UW-Platteville           | 1              |                 |             |                |                         | 2                | 3                          | 6                 | 6%         | 97                              | 94%        | 103          |
| UW-River Falls           | 1              |                 | 2           |                |                         | 2                |                            | 5                 | 8%         | 57                              | 92%        | 62           |
| UW-Stevens Point         | 4              | 1               | 2           | 1              |                         | 6                | 8                          | 22                | 12%        | 169                             | 88%        | 191          |
| UW-Stout                 |                |                 | 3           |                |                         | 1                | 2                          | 6                 | 7%         | 81                              | 93%        | 87           |
| UW-Superior              |                |                 |             |                |                         |                  | 2                          | 2                 | 6%         | 29                              | 94%        | 31           |
| UW-Whitewater            | 16             |                 | 6           | 1              |                         | 7                | 7                          | 37                | 18%        | 166                             | 82%        | 203          |
| <b>UW 4-Year Total</b>   | <b>49</b>      | <b>5</b>        | <b>51</b>   | <b>15</b>      |                         | <b>73</b>        | <b>54</b>                  | <b>247</b>        | <b>13%</b> | <b>1,594</b>                    | <b>87%</b> | <b>1,841</b> |
| Blackhawk                | 5              |                 |             |                |                         | 1                |                            | 6                 | 16%        | 32                              | 84%        | 38           |
| Chippewa Valley          | 5              | 1               | 10          | 1              |                         | 8                | 3                          | 28                | 14%        | 167                             | 86%        | 195          |
| Fox Valley               | 5              |                 | 9           | 2              |                         | 6                | 5                          | 27                | 13%        | 184                             | 87%        | 211          |
| Gateway                  | 20             |                 |             |                | 1                       | 25               | 4                          | 50                | 33%        | 100                             | 67%        | 150          |
| Lakeshore                |                |                 | 4           |                |                         | 2                |                            | 6                 | 12%        | 43                              | 88%        | 49           |
| Madison Area             | 20             | 3               | 6           | 12             |                         | 31               | 13                         | 85                | 18%        | 393                             | 82%        | 478          |
| Mid-State                | 3              |                 | 2           | 1              |                         | 2                | 1                          | 9                 | 16%        | 49                              | 84%        | 58           |
| Milwaukee Area           | 88             | 3               | 13          | 14             | 1                       | 62               | 25                         | 206               | 50%        | 206                             | 50%        | 412          |
| Moraine Park             | 1              |                 |             |                |                         | 2                |                            | 3                 | 4%         | 75                              | 96%        | 78           |
| Nicolet                  |                | 2               |             |                |                         | 2                | 1                          | 5                 | 11%        | 41                              | 89%        | 46           |
| Northcentral             | 1              | 1               | 10          |                |                         | 2                | 1                          | 15                | 12%        | 107                             | 88%        | 122          |
| Northeast WI             | 1              | 5               | 18          | 2              |                         | 13               | 6                          | 45                | 16%        | 231                             | 84%        | 276          |
| Southwest WI             |                |                 |             |                |                         | 1                |                            | 1                 | 5%         | 21                              | 95%        | 22           |
| Waukesha                 | 4              |                 | 1           | 2              |                         | 9                | 1                          | 17                | 16%        | 92                              | 84%        | 109          |
| Western                  |                | 3               | 3           |                |                         | 3                | 1                          | 10                | 7%         | 127                             | 93%        | 137          |
| WI Indianhead            | 1              | 1               |             |                |                         | 3                |                            | 5                 | 7%         | 71                              | 93%        | 76           |
| Other WTCS               |                |                 |             |                |                         |                  |                            |                   |            | 3                               |            | 3            |
| <b>WTCS Total</b>        | <b>154</b>     | <b>19</b>       | <b>76</b>   | <b>34</b>      | <b>2</b>                | <b>172</b>       | <b>61</b>                  | <b>518</b>        | <b>21%</b> | <b>1,942</b>                    | <b>79%</b> | <b>2,460</b> |
| <b>WI Private</b>        | <b>32</b>      | <b>12</b>       | <b>14</b>   | <b>10</b>      |                         | <b>51</b>        | <b>20</b>                  | <b>139</b>        | <b>24%</b> | <b>444</b>                      | <b>76%</b> | <b>583</b>   |
| <b>Out-of-State</b>      | <b>139</b>     | <b>13</b>       | <b>35</b>   | <b>47</b>      | <b>6</b>                | <b>153</b>       | <b>66</b>                  | <b>459</b>        | <b>17%</b> | <b>2,177</b>                    | <b>83%</b> | <b>2,636</b> |
| <b>International</b>     | <b>6</b>       |                 |             | <b>3</b>       |                         | <b>4</b>         |                            | <b>13</b>         | <b>6%</b>  | <b>202</b>                      | <b>94%</b> | <b>215</b>   |
| <b>Total</b>             | <b>399</b>     | <b>51</b>       | <b>234</b>  | <b>124</b>     | <b>10</b>               | <b>522</b>       | <b>240</b>                 | <b>1,580</b>      | <b>17%</b> | <b>7,973</b>                    | <b>83%</b> | <b>9,553</b> |

Note: The category of Hispanic/Latino(a) includes students identifying as Hispanic/Latino(a) alone or in combination with other race/ethnicities.

**Appendix I**  
**Race/Ethnicity of Undergraduate New Transfer Cohort to the UW System**  
**by Type of Sending Institution**  
**Fall 2010 to Fall 2014**

| Type of Sending Institution |      | Afri. Amer. | Amer. Indian | SE Asian | Other Asian | Haw./ Pac. Islan. | Hisp./ Latino | Two or More Races | Students of Color |     | White/Unknown /International |     | Total  |
|-----------------------------|------|-------------|--------------|----------|-------------|-------------------|---------------|-------------------|-------------------|-----|------------------------------|-----|--------|
|                             |      |             |              |          |             |                   |               |                   | #                 | %   | #                            | %   |        |
| <b>UW Colleges</b>          | 2010 | 11          | 4            | 48       | 15          |                   | 41            | 23                | 142               | 8%  | 1,591                        | 92% | 1,733  |
|                             | 2011 | 13          | 5            | 44       | 13          |                   | 50            | 27                | 152               | 8%  | 1,668                        | 92% | 1,820  |
|                             | 2012 | 20          | 7            | 44       | 9           | 2                 | 57            | 28                | 167               | 9%  | 1,796                        | 91% | 1,963  |
|                             | 2013 | 18          | 4            | 42       | 10          | 3                 | 58            | 35                | 170               | 9%  | 1,628                        | 91% | 1,798  |
|                             | 2014 | 19          | 2            | 58       | 15          | 2                 | 69            | 39                | 204               | 11% | 1,614                        | 89% | 1,818  |
| <b>UW 4-Year</b>            | 2010 | 45          | 15           | 43       | 22          | 4                 | 67            | 32                | 228               | 11% | 1,855                        | 89% | 2,083  |
|                             | 2011 | 38          | 7            | 41       | 29          | 1                 | 74            | 39                | 229               | 10% | 2,014                        | 90% | 2,243  |
|                             | 2012 | 40          | 16           | 32       | 21          |                   | 82            | 45                | 236               | 11% | 1,902                        | 89% | 2,138  |
|                             | 2013 | 36          | 8            | 40       | 22          | 2                 | 80            | 40                | 228               | 12% | 1,749                        | 88% | 1,977  |
|                             | 2014 | 49          | 5            | 51       | 15          |                   | 73            | 54                | 247               | 13% | 1,594                        | 87% | 1,841  |
| <b>WTCS</b>                 | 2010 | 99          | 25           | 57       | 27          | 1                 | 122           | 45                | 376               | 16% | 2,037                        | 84% | 2,413  |
|                             | 2011 | 107         | 18           | 51       | 17          | 4                 | 97            | 47                | 341               | 14% | 2,015                        | 86% | 2,356  |
|                             | 2012 | 136         | 13           | 53       | 28          |                   | 130           | 60                | 420               | 18% | 1,950                        | 82% | 2,370  |
|                             | 2013 | 137         | 26           | 63       | 21          | 3                 | 170           | 45                | 465               | 19% | 1,932                        | 81% | 2,397  |
|                             | 2014 | 154         | 19           | 76       | 34          | 2                 | 172           | 61                | 518               | 21% | 1,942                        | 79% | 2,460  |
| <b>WI Private</b>           | 2010 | 30          | 18           | 9        | 5           |                   | 27            | 10                | 99                | 16% | 532                          | 84% | 631    |
|                             | 2011 | 33          | 16           | 6        | 4           | 1                 | 27            | 23                | 110               | 18% | 494                          | 82% | 604    |
|                             | 2012 | 40          | 12           | 9        | 10          | 2                 | 39            | 10                | 122               | 20% | 476                          | 80% | 598    |
|                             | 2013 | 32          | 10           | 5        | 6           |                   | 32            | 16                | 101               | 18% | 452                          | 82% | 553    |
|                             | 2014 | 32          | 12           | 14       | 10          |                   | 51            | 20                | 139               | 24% | 444                          | 76% | 583    |
| <b>Out-of-State</b>         | 2010 | 110         | 23           | 19       | 51          | 2                 | 98            | 62                | 365               | 13% | 2,479                        | 87% | 2,844  |
|                             | 2011 | 114         | 31           | 33       | 33          | 1                 | 119           | 62                | 393               | 14% | 2,328                        | 86% | 2,721  |
|                             | 2012 | 140         | 13           | 30       | 42          | 6                 | 131           | 81                | 443               | 15% | 2,434                        | 85% | 2,877  |
|                             | 2013 | 134         | 33           | 30       | 41          | 3                 | 146           | 78                | 465               | 16% | 2,376                        | 84% | 2,841  |
|                             | 2014 | 139         | 13           | 35       | 47          | 6                 | 153           | 66                | 459               | 17% | 2,177                        | 83% | 2,636  |
| <b>International</b>        | 2010 | 2           |              |          | 6           |                   | 7             | 1                 | 16                | 6%  | 271                          | 94% | 287    |
|                             | 2011 | 2           |              | 1        | 8           |                   | 3             | 1                 | 15                | 6%  | 232                          | 94% | 247    |
|                             | 2012 | 5           |              | 1        | 2           |                   | 2             |                   | 10                | 4%  | 234                          | 96% | 244    |
|                             | 2013 | 2           |              | 1        | 5           |                   | 1             |                   | 9                 | 3%  | 268                          | 97% | 277    |
|                             | 2014 | 6           |              |          | 3           |                   | 4             |                   | 13                | 6%  | 202                          | 94% | 215    |
| <b>Overall</b>              | 2010 | 297         | 85           | 176      | 126         | 7                 | 362           | 173               | 1,226             | 12% | 8,765                        | 88% | 9,991  |
|                             | 2011 | 307         | 77           | 176      | 104         | 7                 | 370           | 199               | 1,240             | 12% | 8,751                        | 88% | 9,991  |
|                             | 2012 | 381         | 61           | 169      | 112         | 10                | 441           | 224               | 1,398             | 14% | 8,792                        | 86% | 10,190 |
|                             | 2013 | 359         | 81           | 181      | 105         | 11                | 487           | 214               | 1,438             | 15% | 8,405                        | 85% | 9,843  |
|                             | 2014 | 399         | 51           | 234      | 124         | 10                | 522           | 240               | 1,580             | 17% | 7,973                        | 83% | 9,553  |

Note: The category of Hispanic/Latino(a) includes students identifying as Hispanic/Latino(a) alone or in combination with other race/ethnicities.

**Appendix J**  
**Average First Year GPAs of Undergraduate New Transfer Cohort to the UW System**  
**by Sending Institution**  
**Fall 2012 to Fall 2014**

| From:                    | 2012         |            | 2013         |            | 2014         |            |
|--------------------------|--------------|------------|--------------|------------|--------------|------------|
|                          | #            | GPA        | #            | GPA        | #            | GPA        |
| UW-Baraboo/Sauk          | 97           | 3.1        | 74           | 3.0        | 76           | 3.1        |
| UW-Barron                | 87           | 3.1        | 90           | 2.9        | 66           | 3.1        |
| UW-Fond du Lac           | 99           | 2.9        | 93           | 3.0        | 104          | 3.0        |
| UW-Fox Valley            | 250          | 2.9        | 237          | 3.0        | 233          | 2.9        |
| UW-Manitowoc             | 99           | 2.9        | 82           | 2.8        | 82           | 2.8        |
| UW-Marathon              | 194          | 2.9        | 179          | 3.1        | 195          | 3.1        |
| UW-Marinette             | 34           | 3.1        | 38           | 3.0        | 43           | 2.8        |
| UW-Marshfield/Wood       | 93           | 3.0        | 69           | 3.0        | 68           | 3.0        |
| UW-Richland              | 74           | 3.0        | 59           | 2.9        | 69           | 3.1        |
| UW-Rock                  | 141          | 3.0        | 142          | 2.8        | 128          | 2.9        |
| UW-Sheboygan             | 108          | 3.1        | 100          | 3.1        | 85           | 3.1        |
| UW-Washington            | 142          | 3.0        | 129          | 3.0        | 136          | 3.0        |
| UW-Waukesha              | 281          | 2.9        | 258          | 3.0        | 271          | 3.0        |
| UWC-Online               | 63           | 3.1        | 57           | 3.2        | 67           | 3.3        |
| <b>UW Colleges Total</b> | <b>1,762</b> | <b>3.0</b> | <b>1,607</b> | <b>3.0</b> | <b>1,556</b> | <b>3.0</b> |
| UW-Madison               | 130          | 3.3        | 143          | 3.3        | 123          | 3.4        |
| UW-Milwaukee             | 332          | 2.8        | 254          | 2.8        | 193          | 2.8        |
| UW-Eau Claire            | 156          | 3.2        | 167          | 3.2        | 161          | 3.2        |
| UW-Green Bay             | 120          | 3.0        | 115          | 3.0        | 103          | 3.1        |
| UW-La Crosse             | 201          | 3.3        | 166          | 3.3        | 185          | 3.3        |
| UW-Oshkosh               | 191          | 3.0        | 198          | 3.1        | 175          | 3.1        |
| UW-Parkside              | 97           | 2.8        | 54           | 2.8        | 70           | 2.8        |
| UW-Platteville           | 101          | 2.8        | 109          | 2.9        | 83           | 3.0        |
| UW-River Falls           | 68           | 3.0        | 60           | 3.1        | 50           | 2.9        |
| UW-Stevens Point         | 165          | 3.0        | 155          | 3.1        | 165          | 3.1        |
| UW-Stout                 | 94           | 3.0        | 89           | 2.9        | 75           | 3.0        |
| UW-Superior              | 40           | 3.0        | 38           | 3.0        | 25           | 3.0        |
| UW-Whitewater            | 169          | 2.9        | 165          | 3.0        | 166          | 2.8        |
| UW-Extension             | 3            | *          | 2            | *          |              |            |
| <b>UW 4-Year Total</b>   | <b>1,867</b> | <b>3.0</b> | <b>1,715</b> | <b>3.1</b> | <b>1,574</b> | <b>3.1</b> |
| Blackhawk                | 43           | 2.8        | 43           | 2.8        | 21           | 3.2        |
| Chippewa Valley          | 162          | 3.0        | 154          | 3.0        | 158          | 3.0        |
| Fox Valley               | 156          | 2.9        | 164          | 2.9        | 168          | 3.0        |
| Gateway                  | 127          | 2.7        | 117          | 2.7        | 123          | 2.7        |
| Lakeshore                | 56           | 3.1        | 33           | 3.2        | 38           | 3.0        |
| Madison Area             | 439          | 3.0        | 459          | 3.0        | 421          | 3.0        |
| Mid-State                | 70           | 2.9        | 59           | 3.0        | 47           | 2.9        |
| Milwaukee Area           | 343          | 2.8        | 334          | 2.7        | 324          | 2.7        |
| Moraine Park             | 53           | 3.1        | 43           | 3.1        | 60           | 3.0        |
| Nicolet                  | 43           | 3.0        | 56           | 3.0        | 40           | 3.2        |
| Northcentral             | 84           | 3.0        | 102          | 3.1        | 95           | 3.1        |
| Northeast WI             | 179          | 2.8        | 184          | 2.8        | 224          | 2.9        |
| Southwest WI             | 15           | 3.3        | 11           | 2.9        | 19           | 2.9        |
| Waukesha                 | 91           | 2.9        | 80           | 2.9        | 88           | 2.9        |
| Western                  | 89           | 3.0        | 99           | 3.0        | 114          | 3.0        |
| WI Indianhead            | 48           | 2.9        | 56           | 3.0        | 64           | 3.0        |
| Other WTCS               |              |            |              |            | 1            | *          |
| <b>WTCS Total</b>        | <b>1,998</b> | <b>2.9</b> | <b>1,994</b> | <b>2.9</b> | <b>2,004</b> | <b>2.9</b> |
| <b>WI Private</b>        | <b>484</b>   | <b>2.9</b> | <b>460</b>   | <b>2.9</b> | <b>491</b>   | <b>3.0</b> |
| <b>Out-of-State</b>      | <b>2,465</b> | <b>3.0</b> | <b>2,386</b> | <b>3.0</b> | <b>2,233</b> | <b>3.0</b> |
| <b>International</b>     | <b>167</b>   | <b>3.4</b> | <b>203</b>   | <b>3.3</b> | <b>176</b>   | <b>3.3</b> |
| <b>Total</b>             | <b>8,743</b> | <b>3.0</b> | <b>8,365</b> | <b>3.0</b> | <b>8,102</b> | <b>3.0</b> |

Notes: (1) To protect student privacy, GPAs are not shown when there are five or fewer students.

(2) The average first year GPAs are calculated for new transfer students who were retained to the spring semester of their first year.

**Appendix K**  
**Second Year Retention Rates at Institution Where Transferred**  
**for Undergraduate New Transfer Cohort to the UW System**  
**by Sending Institution and Student Full-Time/Part-Time Status**  
**Fall 2013**

| From:                    | Full-Time    |                      |            | Part-Time    |                      |            | Total        |                      |            |
|--------------------------|--------------|----------------------|------------|--------------|----------------------|------------|--------------|----------------------|------------|
|                          | # in Cohort  | Retained to 2nd Year |            | # in Cohort  | Retained to 2nd Year |            | # in Cohort  | Retained to 2nd Year |            |
|                          |              | #                    | %          |              | #                    | %          |              | #                    | %          |
| UW-Baraboo/Sauk          | 78           | 61                   | 78%        | 5            | *                    | *          | 83           | 64                   | 77%        |
| UW-Barron                | 89           | 66                   | 74%        | 10           | 7                    | 70%        | 99           | 73                   | 74%        |
| UW-Fond du Lac           | 84           | 66                   | 79%        | 18           | 12                   | 67%        | 102          | 78                   | 76%        |
| UW-Fox Valley            | 227          | 194                  | 85%        | 39           | 27                   | 69%        | 266          | 221                  | 83%        |
| UW-Manitowoc             | 78           | 58                   | 74%        | 12           | 7                    | 58%        | 90           | 65                   | 72%        |
| UW-Marathon              | 188          | 156                  | 83%        | 17           | 13                   | 76%        | 205          | 169                  | 82%        |
| UW-Marinette             | 39           | 32                   | 82%        | 4            | *                    | *          | 43           | 34                   | 79%        |
| UW-Marshfield/Wood       | 68           | 55                   | 81%        | 9            | 6                    | 67%        | 77           | 61                   | 79%        |
| UW-Richland              | 63           | 50                   | 79%        | 3            | *                    | *          | 66           | 52                   | 79%        |
| UW-Rock                  | 144          | 114                  | 79%        | 19           | 14                   | 74%        | 163          | 128                  | 79%        |
| UW-Sheboygan             | 93           | 75                   | 81%        | 23           | 15                   | 65%        | 116          | 90                   | 78%        |
| UW-Washington            | 132          | 112                  | 85%        | 14           | 8                    | 57%        | 146          | 120                  | 82%        |
| UW-Waukesha              | 249          | 210                  | 84%        | 29           | 21                   | 72%        | 278          | 231                  | 83%        |
| UWC-Online               | 42           | 38                   | 90%        | 22           | 18                   | 82%        | 64           | 56                   | 88%        |
| <b>UW Colleges Total</b> | <b>1,574</b> | <b>1,287</b>         | <b>82%</b> | <b>224</b>   | <b>155</b>           | <b>69%</b> | <b>1,798</b> | <b>1,442</b>         | <b>80%</b> |
| UW-Madison               | 134          | 110                  | 82%        | 24           | 15                   | 63%        | 158          | 125                  | 79%        |
| UW-Milwaukee             | 251          | 180                  | 72%        | 53           | 31                   | 58%        | 304          | 211                  | 69%        |
| UW-Eau Claire            | 171          | 145                  | 85%        | 16           | 8                    | 50%        | 187          | 153                  | 82%        |
| UW-Green Bay             | 116          | 97                   | 84%        | 12           | *                    | *          | 128          | 101                  | 79%        |
| UW-La Crosse             | 180          | 150                  | 83%        | 19           | 6                    | 32%        | 199          | 156                  | 78%        |
| UW-Oshkosh               | 198          | 153                  | 77%        | 28           | 13                   | 46%        | 226          | 166                  | 73%        |
| UW-Parkside              | 54           | 42                   | 78%        | 11           | 7                    | 64%        | 65           | 49                   | 75%        |
| UW-Platteville           | 112          | 82                   | 73%        | 9            | *                    | *          | 121          | 87                   | 72%        |
| UW-River Falls           | 58           | 45                   | 78%        | 11           | *                    | *          | 69           | 49                   | 71%        |
| UW-Stevens Point         | 155          | 118                  | 76%        | 27           | 17                   | 63%        | 182          | 135                  | 74%        |
| UW-Stout                 | 102          | 68                   | 67%        | 8            | *                    | *          | 110          | 72                   | 65%        |
| UW-Superior              | 29           | 21                   | 72%        | 13           | 9                    | 69%        | 42           | 30                   | 71%        |
| UW-Whitewater            | 157          | 124                  | 79%        | 27           | 14                   | 52%        | 184          | 138                  | 75%        |
| UW-Extension             |              |                      |            | 2            | *                    | *          | 2            | *                    | *          |
| <b>UW 4-Year Total</b>   | <b>1,717</b> | <b>1,335</b>         | <b>78%</b> | <b>260</b>   | <b>139</b>           | <b>53%</b> | <b>1,977</b> | <b>1,474</b>         | <b>75%</b> |
| Blackhawk                | 37           | 23                   | 62%        | 23           | 12                   | 52%        | 60           | 35                   | 58%        |
| Chippewa Valley          | 132          | 97                   | 73%        | 52           | 33                   | 63%        | 184          | 130                  | 71%        |
| Fox Valley               | 128          | 90                   | 70%        | 78           | 46                   | 59%        | 206          | 136                  | 66%        |
| Gateway                  | 104          | 68                   | 65%        | 49           | 29                   | 59%        | 153          | 97                   | 63%        |
| Lakeshore                | 19           | 13                   | 68%        | 23           | 13                   | 57%        | 42           | 26                   | 62%        |
| Madison Area             | 434          | 365                  | 84%        | 75           | 48                   | 64%        | 509          | 413                  | 81%        |
| Mid-State                | 46           | 30                   | 65%        | 25           | 17                   | 68%        | 71           | 47                   | 66%        |
| Milwaukee Area           | 276          | 206                  | 75%        | 122          | 71                   | 58%        | 398          | 277                  | 70%        |
| Moraine Park             | 30           | 24                   | 80%        | 28           | 17                   | 61%        | 58           | 41                   | 71%        |
| Nicolet                  | 47           | 37                   | 79%        | 26           | 13                   | 50%        | 73           | 50                   | 68%        |
| Northcentral             | 76           | 56                   | 74%        | 42           | 25                   | 60%        | 118          | 81                   | 69%        |
| Northeast WI             | 145          | 101                  | 70%        | 77           | 49                   | 64%        | 222          | 150                  | 68%        |
| Southwest WI             | 10           | *                    | *          | 5            | *                    | *          | 15           | 7                    | 47%        |
| Waukesha                 | 63           | 50                   | 79%        | 36           | 16                   | 44%        | 99           | 66                   | 67%        |
| Western                  | 93           | 68                   | 73%        | 25           | 16                   | 64%        | 118          | 84                   | 71%        |
| WI Indianhead            | 47           | 33                   | 70%        | 24           | 14                   | 58%        | 71           | 47                   | 66%        |
| <b>WTCS Total</b>        | <b>1,687</b> | <b>1,266</b>         | <b>75%</b> | <b>710</b>   | <b>421</b>           | <b>59%</b> | <b>2,397</b> | <b>1,687</b>         | <b>70%</b> |
| <b>WI Private</b>        | <b>461</b>   | <b>338</b>           | <b>73%</b> | <b>92</b>    | <b>49</b>            | <b>53%</b> | <b>553</b>   | <b>387</b>           | <b>70%</b> |
| <b>Out-of-State</b>      | <b>2,436</b> | <b>1,837</b>         | <b>75%</b> | <b>405</b>   | <b>196</b>           | <b>48%</b> | <b>2,841</b> | <b>2,033</b>         | <b>72%</b> |
| <b>International</b>     | <b>266</b>   | <b>163</b>           | <b>61%</b> | <b>11</b>    | <b>9</b>             | <b>82%</b> | <b>277</b>   | <b>172</b>           | <b>62%</b> |
| <b>Total</b>             | <b>8,141</b> | <b>6,226</b>         | <b>76%</b> | <b>1,702</b> | <b>969</b>           | <b>57%</b> | <b>9,843</b> | <b>7,195</b>         | <b>73%</b> |

Note: To protect student privacy, rates are not shown when there are five or fewer retained students.

**Appendix L**  
**Second Year Retention Rates at Institution Where Transferred**  
**for Undergraduate New Transfer Cohort to the UW System**  
**by Type of Sending Institution and Receiving Institution**  
**Fall 2013**

| Type of Sending Institution |              | Transfers To: |       |     |     |     |     |     |     |     |     |     |     |     |         |
|-----------------------------|--------------|---------------|-------|-----|-----|-----|-----|-----|-----|-----|-----|-----|-----|-----|---------|
|                             |              | MSN           | MIL   | EAU | GBY | LAC | OSH | PKS | PLT | RVF | STP | STO | SUP | WTW | UW Sys. |
| <b>UW Colleges</b>          | # in Cohort  | 166           | 332   | 103 | 126 | 78  | 313 | 18  | 113 | 32  | 209 | 81  | 30  | 194 | 1,798   |
|                             | Ret 2nd Yr # | 146           | 267   | 78  | 97  | 58  | 247 | 13  | 94  | 25  | 168 | 63  | 22  | 162 | 1,442   |
|                             | Ret 2nd Yr % | 88%           | 80%   | 76% | 77% | 74% | 79% | 72% | 83% | 78% | 80% | 78% | 73% | 84% | 80%     |
| <b>UW 4-Year</b>            | # in Cohort  | 294           | 312   | 125 | 88  | 142 | 186 | 71  | 62  | 44  | 149 | 93  | 28  | 125 | 1,977   |
|                             | Ret 2nd Yr # | 267           | 248   | 95  | 60  | 117 | 145 | 39  | 49  | 34  | 120 | 76  | 18  | 105 | 1,474   |
|                             | Ret 2nd Yr % | 91%           | 79%   | 76% | 68% | 82% | 78% | 55% | 79% | 77% | 81% | 82% | 64% | 84% | 75%     |
| <b>WTCS</b>                 | # in Cohort  | 206           | 479   | 102 | 224 | 106 | 228 | 122 | 62  | 41  | 155 | 254 | 39  | 143 | 2,397   |
|                             | Ret 2nd Yr # | 178           | 358   | 71  | 147 | 77  | 155 | 76  | 42  | 33  | 124 | 169 | 26  | 111 | 1,687   |
|                             | Ret 2nd Yr % | 86%           | 75%   | 70% | 66% | 73% | 68% | 62% | 68% | 80% | 80% | 67% | 67% | 78% | 70%     |
| <b>WI Private</b>           | # in Cohort  | 44            | 163   | 12  | 40  | 35  | 44  | 27  | 19  | 2   | 42  | 15  | 7   | 27  | 553     |
|                             | Ret 2nd Yr # | 41            | 113   | 9   | 28  | 28  | 30  | 19  | 16  | *   | 31  | 10  | *   | 24  | 387     |
|                             | Ret 2nd Yr % | 93%           | 69%   | 75% | 70% | 80% | 68% | 70% | 84% | *   | 74% | 67% | *   | 89% | 70%     |
| <b>Out-of-State</b>         | # in Cohort  | 325           | 391   | 158 | 105 | 157 | 149 | 143 | 187 | 245 | 191 | 210 | 205 | 196 | 2,841   |
|                             | Ret 2nd Yr # | 290           | 291   | 112 | 74  | 120 | 105 | 95  | 134 | 190 | 142 | 154 | 139 | 135 | 2,033   |
|                             | Ret 2nd Yr % | 89%           | 74%   | 71% | 70% | 76% | 70% | 66% | 72% | 78% | 74% | 73% | 68% | 69% | 72%     |
| <b>Overall</b>              | # in Cohort  | 1,092         | 1,721 | 568 | 587 | 540 | 924 | 396 | 446 | 371 | 753 | 682 | 317 | 689 | 9,843   |
|                             | Ret 2nd Yr # | 978           | 1,313 | 375 | 409 | 419 | 686 | 243 | 337 | 288 | 587 | 493 | 214 | 541 | 7,195   |
|                             | Ret 2nd Yr % | 90%           | 76%   | 66% | 70% | 78% | 74% | 61% | 76% | 78% | 78% | 72% | 68% | 79% | 73%     |

Notes: (1) To protect student privacy, rates are not shown when there are five or fewer retained students.  
(2) The data on international institutions is not shown due to small cell sizes.



**Appendix M**  
**Second Year Retention Rates at Institution Where Transferred**  
**for Undergraduate New Transfer Cohort to the UW System**  
**by Receiving Institution and Student Classification**  
**Fall 2013**

| To:                     | Student Classification | # in Cohort | Retained to 2nd Year |     |
|-------------------------|------------------------|-------------|----------------------|-----|
|                         |                        |             | #                    | %   |
| <b>UW-Madison</b>       | Freshman               | 6           | *                    | *   |
|                         | Sophomore              | 502         | 456                  | 91% |
|                         | Upperclass             | 584         | 517                  | 89% |
|                         | Total                  | 1,092       | 978                  | 90% |
| <b>UW-Milwaukee</b>     | Freshman               | 320         | 220                  | 69% |
|                         | Sophomore              | 738         | 574                  | 78% |
|                         | Upperclass             | 663         | 519                  | 78% |
|                         | Total                  | 1,721       | 1,313                | 76% |
| <b>UW-Eau Claire</b>    | Freshman               | 150         | 73                   | 49% |
|                         | Sophomore              | 250         | 192                  | 77% |
|                         | Upperclass             | 168         | 110                  | 65% |
|                         | Total                  | 568         | 375                  | 66% |
| <b>UW-Green Bay</b>     | Freshman               | 56          | 28                   | 50% |
|                         | Sophomore              | 208         | 140                  | 67% |
|                         | Upperclass             | 323         | 241                  | 75% |
|                         | Total                  | 587         | 409                  | 70% |
| <b>UW-La Crosse</b>     | Freshman               | 149         | 112                  | 75% |
|                         | Sophomore              | 259         | 202                  | 78% |
|                         | Upperclass             | 132         | 105                  | 80% |
|                         | Total                  | 540         | 419                  | 78% |
| <b>UW-Oshkosh</b>       | Freshman               | 213         | 139                  | 65% |
|                         | Sophomore              | 286         | 212                  | 74% |
|                         | Upperclass             | 425         | 335                  | 79% |
|                         | Total                  | 924         | 686                  | 74% |
| <b>UW-Parkside</b>      | Freshman               | 113         | 56                   | 50% |
|                         | Sophomore              | 131         | 85                   | 65% |
|                         | Upperclass             | 152         | 102                  | 67% |
|                         | Total                  | 396         | 243                  | 61% |
| <b>UW-Platteville</b>   | Freshman               | 108         | 72                   | 67% |
|                         | Sophomore              | 149         | 114                  | 77% |
|                         | Upperclass             | 189         | 151                  | 80% |
|                         | Total                  | 446         | 337                  | 76% |
| <b>UW-River Falls</b>   | Freshman               | 94          | 65                   | 69% |
|                         | Sophomore              | 155         | 119                  | 77% |
|                         | Upperclass             | 122         | 104                  | 85% |
|                         | Total                  | 371         | 288                  | 78% |
| <b>UW-Stevens Point</b> | Freshman               | 189         | 129                  | 68% |
|                         | Sophomore              | 267         | 221                  | 83% |
|                         | Upperclass             | 297         | 237                  | 80% |
|                         | Total                  | 753         | 587                  | 78% |
| <b>UW-Stout</b>         | Freshman               | 132         | 92                   | 70% |
|                         | Sophomore              | 189         | 144                  | 76% |
|                         | Upperclass             | 361         | 257                  | 71% |
|                         | Total                  | 682         | 493                  | 72% |
| <b>UW-Superior</b>      | Freshman               | 76          | 50                   | 66% |
|                         | Sophomore              | 82          | 56                   | 68% |
|                         | Upperclass             | 159         | 108                  | 68% |
|                         | Total                  | 317         | 214                  | 68% |
| <b>UW-Whitewater</b>    | Freshman               | 104         | 71                   | 68% |
|                         | Sophomore              | 320         | 251                  | 78% |
|                         | Upperclass             | 265         | 219                  | 83% |
|                         | Total                  | 689         | 541                  | 79% |
| <b>UW System</b>        | Freshman               | 2,275       | 1,359                | 60% |
|                         | Sophomore              | 3,727       | 2,830                | 76% |
|                         | Upperclass             | 3,841       | 3,006                | 78% |
|                         | Total                  | 9,843       | 7,195                | 73% |

*Note: To protect student privacy, rates are not shown when there are five or fewer retained students.*

**Appendix N**  
**Six-Year Graduation Rates at Any UW Institution**  
**for Undergraduate New Transfer Cohort to the UW System**  
**by Sending Institution and Student Full-Time/Part-Time Status**  
**Fall 2008**

| From:                    | Full-Time    |                      |            | Part-Time    |                      |            | Total        |                      |            |
|--------------------------|--------------|----------------------|------------|--------------|----------------------|------------|--------------|----------------------|------------|
|                          | # in Cohort  | Graduated in 6 Years |            | # in Cohort  | Graduated in 6 Years |            | # in Cohort  | Graduated in 6 Years |            |
|                          |              | #                    | %          |              | #                    | %          |              | #                    | %          |
| UW-Baraboo/Sauk          | 91           | 58                   | 64%        | 4            | *                    | *          | 95           | 60                   | 63%        |
| UW-Barron                | 77           | 50                   | 65%        | 7            | *                    | *          | 84           | 52                   | 62%        |
| UW-Fond du Lac           | 105          | 80                   | 76%        | 13           | 8                    | 62%        | 118          | 88                   | 75%        |
| UW-Fox Valley            | 220          | 167                  | 76%        | 47           | 25                   | 53%        | 267          | 192                  | 72%        |
| UW-Manitowoc             | 91           | 70                   | 77%        | 13           | 7                    | 54%        | 104          | 77                   | 74%        |
| UW-Marathon              | 165          | 141                  | 85%        | 31           | 19                   | 61%        | 196          | 160                  | 82%        |
| UW-Marinette             | 51           | 38                   | 75%        | 5            | *                    | *          | 56           | 41                   | 73%        |
| UW-Marshfield/Wood       | 87           | 61                   | 70%        | 12           | 6                    | 50%        | 99           | 67                   | 68%        |
| UW-Richland              | 70           | 51                   | 73%        | 7            | *                    | *          | 77           | 55                   | 71%        |
| UW-Rock                  | 93           | 61                   | 66%        | 15           | 11                   | 73%        | 108          | 72                   | 67%        |
| UW-Sheboygan             | 68           | 50                   | 74%        | 10           | 6                    | 60%        | 78           | 56                   | 72%        |
| UW-Washington            | 139          | 106                  | 76%        | 11           | 8                    | 73%        | 150          | 114                  | 76%        |
| UW-Waukesha              | 222          | 159                  | 72%        | 28           | 16                   | 57%        | 250          | 175                  | 70%        |
| UWC-Online               | 30           | 26                   | 87%        | 6            | 6                    | 100%       | 36           | 32                   | 89%        |
| <b>UW Colleges Total</b> | <b>1,509</b> | <b>1,118</b>         | <b>74%</b> | <b>209</b>   | <b>123</b>           | <b>59%</b> | <b>1,718</b> | <b>1,241</b>         | <b>72%</b> |
| UW-Madison               | 144          | 115                  | 80%        | 26           | 10                   | 38%        | 170          | 125                  | 74%        |
| UW-Milwaukee             | 392          | 280                  | 71%        | 53           | 19                   | 36%        | 445          | 299                  | 67%        |
| UW-Eau Claire            | 170          | 129                  | 76%        | 14           | 6                    | 43%        | 184          | 135                  | 73%        |
| UW-Green Bay             | 129          | 86                   | 67%        | 8            | *                    | *          | 137          | 88                   | 64%        |
| UW-La Crosse             | 168          | 146                  | 87%        | 11           | *                    | *          | 179          | 148                  | 83%        |
| UW-Oshkosh               | 154          | 102                  | 66%        | 25           | 13                   | 52%        | 179          | 115                  | 64%        |
| UW-Parkside              | 59           | 40                   | 68%        | 10           | *                    | *          | 69           | 44                   | 64%        |
| UW-Platteville           | 103          | 72                   | 70%        | 17           | *                    | *          | 120          | 77                   | 64%        |
| UW-River Falls           | 70           | 48                   | 69%        | 10           | *                    | *          | 80           | 53                   | 66%        |
| UW-Stevens Point         | 212          | 168                  | 79%        | 24           | 6                    | 25%        | 236          | 174                  | 74%        |
| UW-Stout                 | 122          | 90                   | 74%        | 17           | 8                    | 47%        | 139          | 98                   | 71%        |
| UW-Superior              | 28           | 22                   | 79%        | 2            | *                    | *          | 30           | 22                   | 73%        |
| UW-Whitewater            | 151          | 100                  | 66%        | 30           | 10                   | 33%        | 181          | 110                  | 61%        |
| UW-Extension             | 2            | *                    | *          |              |                      |            | 2            | *                    | *          |
| <b>UW 4-Year Total</b>   | <b>1,904</b> | <b>1,400</b>         | <b>74%</b> | <b>247</b>   | <b>90</b>            | <b>36%</b> | <b>2,151</b> | <b>1,490</b>         | <b>69%</b> |
| Blackhawk                | 40           | 17                   | 43%        | 19           | 6                    | 32%        | 59           | 23                   | 39%        |
| Chippewa Valley          | 121          | 74                   | 61%        | 40           | 15                   | 38%        | 161          | 89                   | 55%        |
| Fox Valley               | 102          | 51                   | 50%        | 64           | 20                   | 31%        | 166          | 71                   | 43%        |
| Gateway                  | 72           | 29                   | 40%        | 41           | 16                   | 39%        | 113          | 45                   | 40%        |
| Lakeshore                | 9            | *                    | *          | 24           | 9                    | 38%        | 33           | 11                   | 33%        |
| Madison Area             | 360          | 271                  | 75%        | 83           | 39                   | 47%        | 443          | 310                  | 70%        |
| Mid-State                | 51           | 24                   | 47%        | 23           | 8                    | 35%        | 74           | 32                   | 43%        |
| Milwaukee Area           | 197          | 102                  | 52%        | 75           | 24                   | 32%        | 272          | 126                  | 46%        |
| Moraine Park             | 28           | 12                   | 43%        | 30           | 9                    | 30%        | 58           | 21                   | 36%        |
| Nicolet                  | 40           | 25                   | 63%        | 18           | *                    | *          | 58           | 29                   | 50%        |
| Northcentral             | 54           | 34                   | 63%        | 31           | 14                   | 45%        | 85           | 48                   | 56%        |
| Northeast WI             | 111          | 59                   | 53%        | 57           | 32                   | 56%        | 168          | 91                   | 54%        |
| Southwest WI             | 20           | 8                    | 40%        | 3            | *                    | *          | 23           | 8                    | 35%        |
| Waukesha                 | 45           | 23                   | 51%        | 31           | *                    | *          | 76           | 28                   | 37%        |
| Western                  | 62           | 35                   | 56%        | 11           | *                    | *          | 73           | 39                   | 53%        |
| WI Indianhead            | 43           | 20                   | 47%        | 20           | 8                    | 40%        | 63           | 28                   | 44%        |
| <b>WTCS Total</b>        | <b>1,355</b> | <b>786</b>           | <b>58%</b> | <b>570</b>   | <b>213</b>           | <b>37%</b> | <b>1,925</b> | <b>999</b>           | <b>52%</b> |
| <b>WI Private</b>        | <b>503</b>   | <b>292</b>           | <b>58%</b> | <b>104</b>   | <b>28</b>            | <b>27%</b> | <b>607</b>   | <b>320</b>           | <b>53%</b> |
| <b>Out-of-State</b>      | <b>2,192</b> | <b>1,443</b>         | <b>66%</b> | <b>399</b>   | <b>120</b>           | <b>30%</b> | <b>2,591</b> | <b>1,563</b>         | <b>60%</b> |
| <b>International</b>     | <b>210</b>   | <b>119</b>           | <b>57%</b> | <b>12</b>    | <b>*</b>             | <b>*</b>   | <b>222</b>   | <b>122</b>           | <b>55%</b> |
| <b>Total</b>             | <b>7,673</b> | <b>5,158</b>         | <b>67%</b> | <b>1,541</b> | <b>577</b>           | <b>37%</b> | <b>9,214</b> | <b>5,735</b>         | <b>62%</b> |

Note: To protect student privacy, rates are not shown when there are five or fewer graduates.

**Appendix O**  
**Six-Year Graduation Rates at Any UW Institution**  
**for Undergraduate New Transfer Cohort to the UW System**  
**by Type of Sending Institution and Receiving Institution**  
**Fall 2008**

| Type of Sending Institution |             | Transfer To: |       |     |     |     |     |     |     |     |     |     |     |     |         |
|-----------------------------|-------------|--------------|-------|-----|-----|-----|-----|-----|-----|-----|-----|-----|-----|-----|---------|
|                             |             | MSN          | MIL   | EAU | GBY | LAC | OSH | PKS | PLT | RVF | STP | STO | SUP | WTW | UW Sys. |
| UW Colleges                 | # in Cohort | 158          | 340   | 119 | 136 | 63  | 345 | 20  | 75  | 32  | 188 | 70  | 37  | 135 | 1,718   |
|                             | Grad 6-Yr # | 121          | 227   | 89  | 88  | 47  | 254 | 13  | 56  | 23  | 147 | 50  | 20  | 106 | 1,241   |
|                             | Grad 6-Yr % | 77%          | 67%   | 75% | 65% | 75% | 74% | 65% | 75% | 72% | 78% | 71% | 54% | 79% | 72%     |
| UW 4-Year                   | # in Cohort | 403          | 362   | 152 | 117 | 77  | 205 | 83  | 50  | 60  | 113 | 82  | 28  | 156 | 2,151   |
|                             | Grad 6-Yr # | 359          | 244   | 109 | 76  | 61  | 139 | 45  | 43  | 46  | 77  | 66  | 13  | 123 | 1,490   |
|                             | Grad 6-Yr % | 89%          | 67%   | 72% | 65% | 79% | 68% | 54% | 86% | 77% | 68% | 80% | 46% | 79% | 69%     |
| WTCS                        | # in Cohort | 164          | 333   | 90  | 168 | 47  | 188 | 90  | 53  | 44  | 111 | 220 | 28  | 140 | 1,925   |
|                             | Grad 6-Yr # | 136          | 164   | 47  | 96  | 28  | 101 | 38  | 30  | 28  | 61  | 136 | 11  | 81  | 999     |
|                             | Grad 6-Yr % | 83%          | 49%   | 52% | 57% | 60% | 54% | 42% | 57% | 64% | 55% | 62% | 39% | 58% | 52%     |
| WI Private                  | # in Cohort | 43           | 156   | 28  | 38  | 19  | 49  | 30  | 22  | 5   | 51  | 16  | 13  | 49  | 607     |
|                             | Grad 6-Yr # | 37           | 77    | 16  | 18  | 10  | 30  | 13  | 15  | *   | 36  | 9   | 6   | 36  | 320     |
|                             | Grad 6-Yr % | 86%          | 49%   | 57% | 47% | 53% | 61% | 43% | 68% | *   | 71% | 56% | 46% | 73% | 53%     |
| Out-of-State                | # in Cohort | 412          | 297   | 157 | 122 | 86  | 122 | 149 | 131 | 244 | 160 | 202 | 188 | 133 | 2,591   |
|                             | Grad 6-Yr # | 343          | 167   | 99  | 57  | 55  | 67  | 77  | 86  | 154 | 106 | 136 | 100 | 77  | 1,563   |
|                             | Grad 6-Yr % | 83%          | 56%   | 63% | 47% | 64% | 55% | 52% | 66% | 63% | 66% | 67% | 53% | 58% | 60%     |
| Overall                     | # in Cohort | 1,238        | 1,517 | 599 | 587 | 298 | 920 | 378 | 334 | 399 | 630 | 598 | 305 | 620 | 9,214   |
|                             | Grad 6-Yr # | 1,049        | 896   | 364 | 338 | 202 | 597 | 189 | 232 | 266 | 434 | 399 | 156 | 428 | 5,735   |
|                             | Grad 6-Yr % | 85%          | 59%   | 61% | 58% | 68% | 65% | 50% | 69% | 67% | 69% | 67% | 51% | 69% | 62%     |

Notes: (1) To protect student privacy, rates are not shown when there are five or fewer graduates.  
(2) The data on international institutions are not shown due to small cell sizes.

**Appendix P**  
**Six-Year Graduation Rates at Any UW Institution**  
**for Undergraduate New Transfer Cohort to the UW System**  
**by Receiving Institution and Student Classification**  
**Fall 2008**

| To:              | Student Classification | # in Cohort | Graduated in 6 Years |     |
|------------------|------------------------|-------------|----------------------|-----|
|                  |                        |             | #                    | %   |
| UW-Madison       | Freshman               | 11          | 8                    | 73% |
|                  | Sophomore              | 616         | 522                  | 85% |
|                  | Upperclass             | 611         | 519                  | 85% |
|                  | Total                  | 1,238       | 1,049                | 85% |
| UW-Milwaukee     | Freshman               | 258         | 89                   | 34% |
|                  | Sophomore              | 717         | 448                  | 62% |
|                  | Upperclass             | 542         | 359                  | 66% |
|                  | Total                  | 1,517       | 896                  | 59% |
| UW-Eau Claire    | Freshman               | 131         | 77                   | 59% |
|                  | Sophomore              | 298         | 191                  | 64% |
|                  | Upperclass             | 170         | 96                   | 56% |
|                  | Total                  | 599         | 364                  | 61% |
| UW-Green Bay     | Freshman               | 61          | 30                   | 49% |
|                  | Sophomore              | 200         | 118                  | 59% |
|                  | Upperclass             | 326         | 190                  | 58% |
|                  | Total                  | 587         | 338                  | 58% |
| UW-La Crosse     | Freshman               | 98          | 62                   | 63% |
|                  | Sophomore              | 130         | 89                   | 68% |
|                  | Upperclass             | 70          | 51                   | 73% |
|                  | Total                  | 298         | 202                  | 68% |
| UW-Oshkosh       | Freshman               | 218         | 102                  | 47% |
|                  | Sophomore              | 302         | 200                  | 66% |
|                  | Upperclass             | 400         | 295                  | 74% |
|                  | Total                  | 920         | 597                  | 65% |
| UW-Parkside      | Freshman               | 125         | 43                   | 34% |
|                  | Sophomore              | 124         | 57                   | 46% |
|                  | Upperclass             | 129         | 89                   | 69% |
|                  | Total                  | 378         | 189                  | 50% |
| UW-Platteville   | Freshman               | 97          | 51                   | 53% |
|                  | Sophomore              | 118         | 87                   | 74% |
|                  | Upperclass             | 119         | 94                   | 79% |
|                  | Total                  | 334         | 232                  | 69% |
| UW-River Falls   | Freshman               | 129         | 68                   | 53% |
|                  | Sophomore              | 142         | 106                  | 75% |
|                  | Upperclass             | 128         | 92                   | 72% |
|                  | Total                  | 399         | 266                  | 67% |
| UW-Stevens Point | Freshman               | 200         | 116                  | 58% |
|                  | Sophomore              | 225         | 156                  | 69% |
|                  | Upperclass             | 205         | 162                  | 79% |
|                  | Total                  | 630         | 434                  | 69% |
| UW-Stout         | Freshman               | 135         | 73                   | 54% |
|                  | Sophomore              | 167         | 117                  | 70% |
|                  | Upperclass             | 296         | 209                  | 71% |
|                  | Total                  | 598         | 399                  | 67% |
| UW-Superior      | Freshman               | 71          | 23                   | 32% |
|                  | Sophomore              | 79          | 42                   | 53% |
|                  | Upperclass             | 155         | 91                   | 59% |
|                  | Total                  | 305         | 156                  | 51% |
| UW-Whitewater    | Freshman               | 96          | 46                   | 48% |
|                  | Sophomore              | 321         | 228                  | 71% |
|                  | Upperclass             | 203         | 154                  | 76% |
|                  | Total                  | 620         | 428                  | 69% |
| UW System        | Freshman               | 2,232       | 904                  | 41% |
|                  | Sophomore              | 3,628       | 2,430                | 67% |
|                  | Upperclass             | 3,354       | 2,401                | 72% |
|                  | Total                  | 9,214       | 5,735                | 62% |