



# UNIVERSITY OF WISCONSIN SYSTEM ALUMNI

**Heather Kim, Associate Vice President  
Policy Analysis and Research**

**Presentation to the Board of Regents  
November 4, 2010**

# Contents of Presentation

- Overview of UW Alumni
- Staying Connected with UW Alumni – Case Studies
- Facts About Wisconsin
  - Migration
  - Income
  - Employment
  - Educational Attainment
- Summary and Discussion



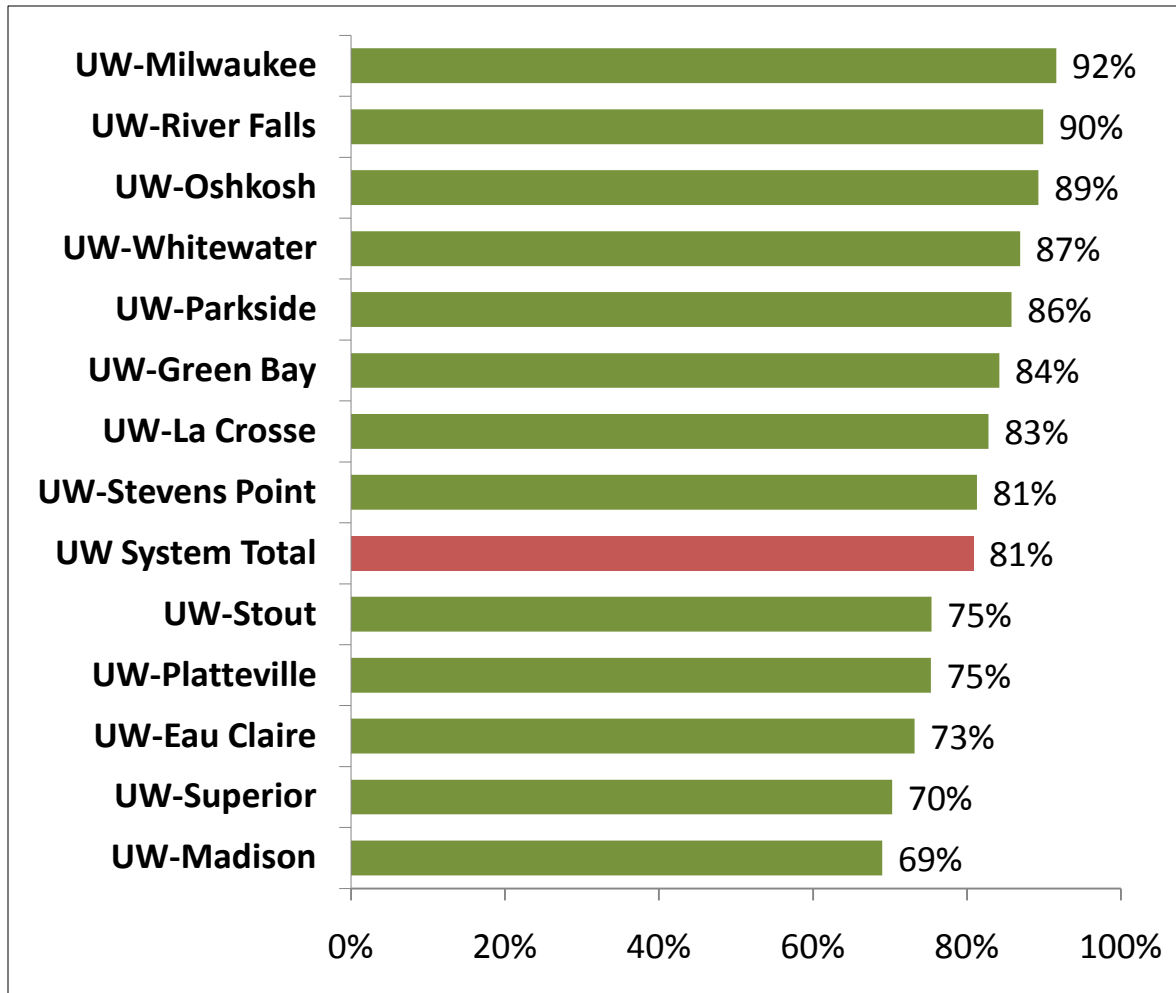
# Overview of UW Alumni

# Where Do UW Alumni Live?

- **81%** of the alumni who were **Wisconsin residents** when enrolled remained in Wisconsin after graduation.
- **Overall, 67%** of alumni remained in Wisconsin.
- **13%** of **non-resident students** remained in Wisconsin after graduation; Non-resident students contribute to the state economy and the educational quality.
- This analysis was based on address information from UW institutions in 2007 for alumni who received a UW bachelor's degree during 2003-04 or 2004-05; A U.S. address was available for 93% of alumni.

# % UW Alumni Living in Wisconsin by Institution

## Wisconsin Resident Alumni



- While alumni of UW-Madison tend to remain in Wisconsin at a lower rate, given UW-Madison's size the **number** of its graduates who work in the state is **significant**.

# Demographics of UW Alumni Living in Wisconsin

## Age

- On average, alumni who remain in Wisconsin tend to be **slightly older** than those who migrate to other states.

## Race/Ethnicity

- Overall, **African Americans, Native Americans and Southeast Asians** are more likely to remain in the state; Other Asians are less likely to remain.
- For Wisconsin resident graduates, **Hispanic/Latino(a), African Americans and Southeast Asians** are more likely to remain in Wisconsin. Other Asians are less likely to remain.

## Gender

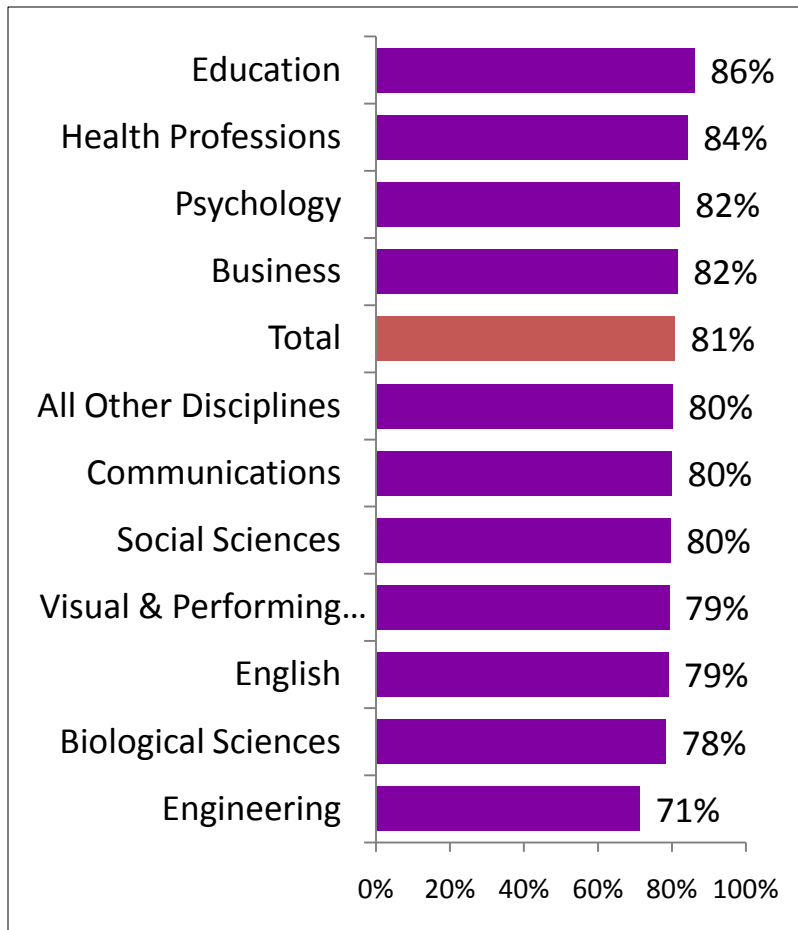
- **No** significant **differences in gender** between the alumni who remain in Wisconsin and those who leave.

## Academic Performance

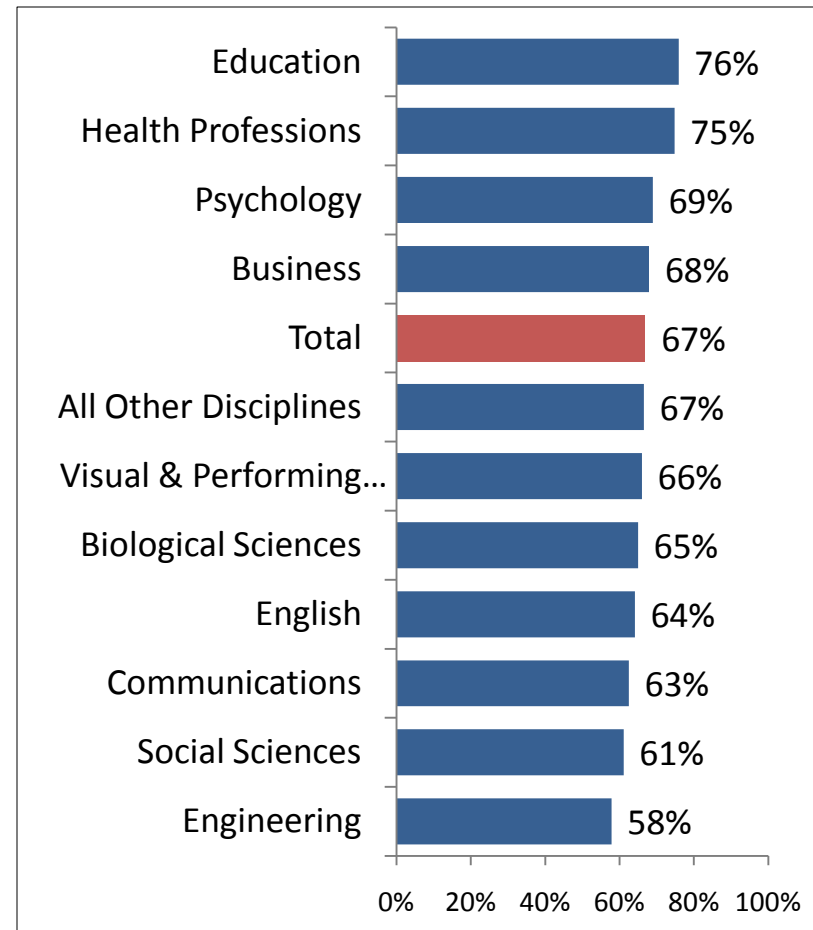
- **No** meaningful **differences in academic performance** between the alumni who remain in Wisconsin and those who leave.

# % UW Alumni Living in Wisconsin by Discipline

## Wisconsin Resident Alumni



## Overall Alumni



- Graduates with degrees in **Education** and in the **Health Professions** tend to remain in Wisconsin at higher rates; We have an opportunity to retain more **Engineering** graduates.

# UW System's Economic Contribution to Wisconsin

- UW System is **one of the major economic contributors** of the state.
  - Annual Budget: \$5.6 billion (FY2010-11)
  - State Funding: \$1.1 billion
  - Enrollment: 178,000+ students
  - Workforce : 32,000+ faculty and staff
  - Economic Impact: \$10+ billion annually
- UW System's budget of \$5.6 billion generates more than a \$10 billion annual contribution to the Wisconsin economy, a **return of 10 times the \$1 billion dollar annual state investment** in the UW System.

- **Distinguished UW alumni** in a variety of fields make a positive impact as **the leaders of Wisconsin, the nation and the world:**

**Shirley Abrahamson**, Chief Justice, Wisconsin Supreme Court

**Luis E. Arreaga**, U.S. Ambassador to Iceland

**Carol Bartz**, Chair, President and CEO of Yahoo! Inc.

**Paul J. Collins**, Vice Chair, Citigroup, London

**James Doyle**, Governor of Wisconsin

**Jack Kilby**, Nobel Prize Laureate in Physics

**John P. Morgridge**, Chairman, Cisco System

**Joyce Carol Oates**, Novelist

**Lee R. Raymond**, Chairman and CEO, Exxon-Mobil

**Andrew Rock**, Olympic Gold Medalist in Track & Field

**Charles Rupprecht**, Director, World Health Organization

**Raquel Rutledge**, Pulitzer Prize-Winning News Reporter

**Arnold Schwarzenegger**, Actor, Governor of California

**Tommy Thompson**, Former Governor of Wisconsin

**James Wright**, Former President of Dartmouth College

**AND... This Is Our Success**



# Staying Connected with UW Alumni Case Studies

- **Annual follow-up** focusing on post-graduation activities of the previous year's degree recipients
- Most recent survey of Class of 2009:
  - 79% currently employed, with 16% pursuing graduate education
  - 57% indicated they had accepted their position prior to graduation
  - Of those who had not accepted a position prior to graduation, 85% accepted within 6 months after graduation
  - 33% indicated their salary range was from \$30,000 – 39,999 with 18% reporting \$40,000 and up
  - Of the respondents that indicated the location of their employer, **86%** are **employed in Wisconsin**

Source: Graduate Follow Up Survey, Class of 2009, Career Services, UW-Green Bay  
<http://www.uwgb.edu/careers/connections/graduate-follow-up-survey.asp>

- 2009 analysis of residency patterns for UW-Madison alumni **receiving bachelors degrees within the last 10 years:**
  - Overall, **51%** live in Wisconsin
  - Of the alumni who were **Wisconsin residents** as students, **69%** live in Wisconsin
  - Of the alumni who were **non-Wisconsin residents** as students, **12%** live in Wisconsin
  - 75% live in the Midwest region of the U.S.
  - 50% live in a concentration of 8 counties in 5 states. These counties surround the metropolitan areas of Madison, Milwaukee, Minneapolis/St. Paul, Chicago, New York and Los Angeles.



















Source: *Where in the U.S. Do UW-Madison Alumni Live? – 2009 Update*. Academic Planning and Analysis, April 2009  
<http://www.apa.wisc.edu/Alumni/2009WhereAlumniLive.pdf>






# Facts About Wisconsin

# Migration Patterns

## Population 25 to 39 Years with a Bachelor's or Higher Degree

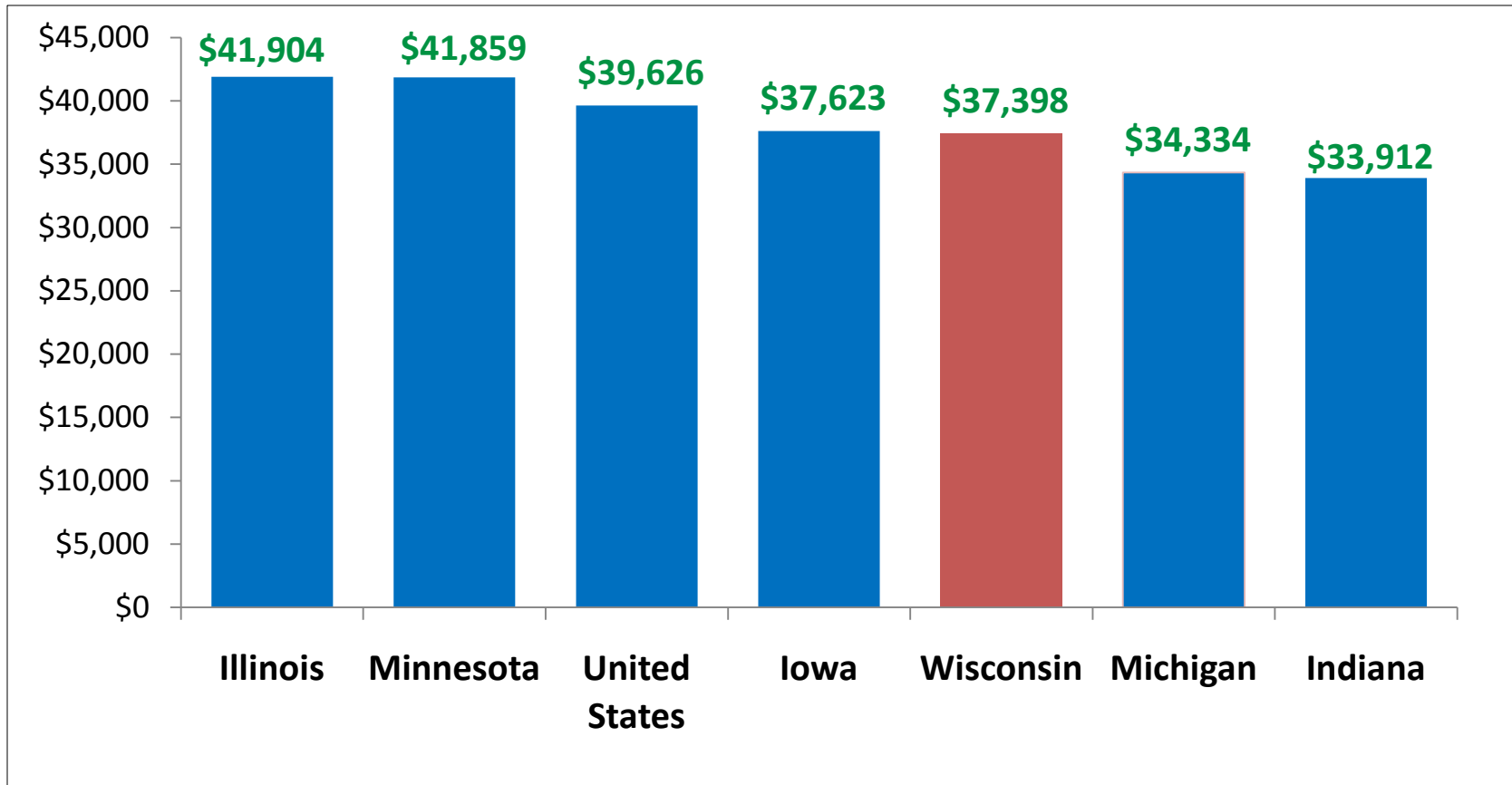
	Net Migration	Moved from Other State (In Migration)	Retained in the State (Out Migration)
Minnesota			
Illinois			
Michigan			
<b>Wisconsin</b>			
Indiana			
Iowa			

-  Top 3<sup>rd</sup> of States
-  Middle 3<sup>rd</sup> of States
-  Bottom 3<sup>rd</sup> of States



Wisconsin should improve on **attracting** adults with a bachelor's or higher degree, while it does relatively well at **retaining** the population.

# Per Capita Income By State




Wisconsin has **lower per capita income** compared to other states in the Midwest and the U.S. – ***Need more better paying jobs***

Source: Bureau of Economic Analysis, September 20, 2010 revision

# Wisconsin Occupational Projections, 2008-18

Occupation	Estimated Employment			Annual Openings			Typical Education	UW Bachelor's Degrees Conferred 2008-09
	2008	2018	Change	New	Replac'nt	Total		
Engineers	29,790	30,760	960	100	690	780	Bachelor's	983 In Engineering
Primary, secondary, & special education school teachers	93,750	96,770	3,010	300	2,270	2,570	Bachelor's	2,010 in Education
Healthcare Practitioners	66,290	78,060	11,790	1,180	1,250	2,440	Bachelor's	1,578 in Health Prof.

Note: Employment rounded to the nearest ten, with employment less than five rounded to zero. Totals may not add due to rounding.

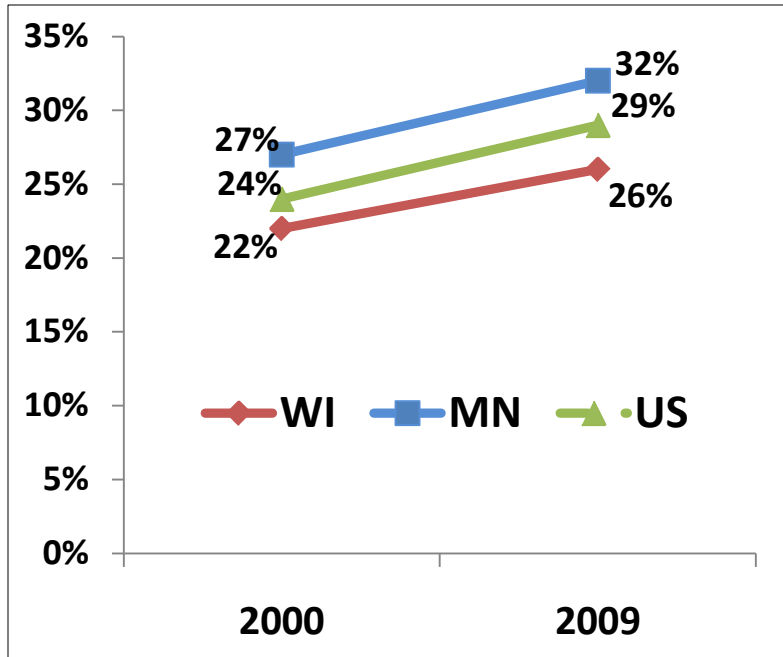
 While there are a fair number of openings each year, **not much growth** in **engineering** from 2008-2018 – *Need to create more jobs in STEM fields.*

 **More job growth** is projected in **education and healthcare.**

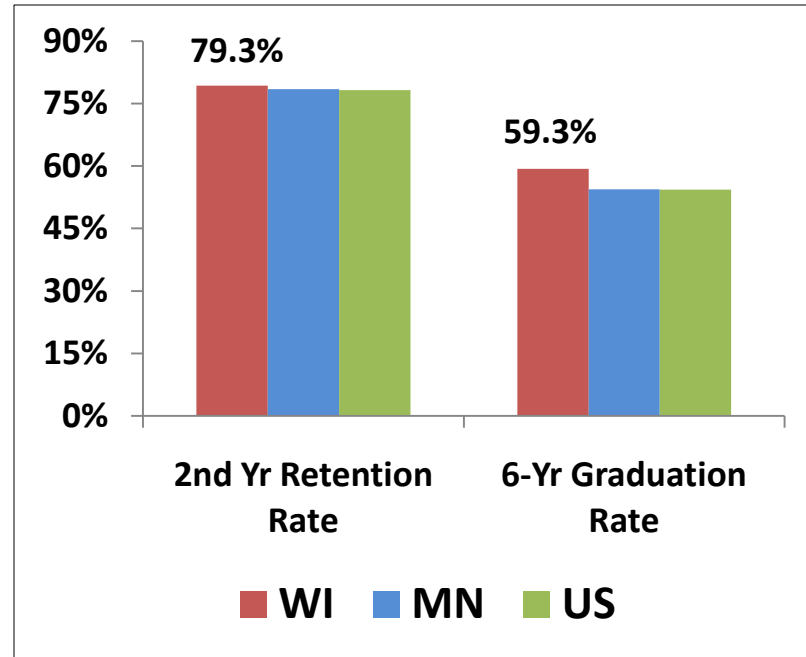
Source: Wisconsin Department of Workforce Development, Office of Economic Advisors - employment projections  
[http://dwd.wisconsin.gov/oea/employment\\_projections/](http://dwd.wisconsin.gov/oea/employment_projections/)

# Retention, Graduation and Degree Attainment

## Percent of Adults with a Bachelor's or Higher Degree



## Retention and Graduation UW Entering Cohorts 2002 and 2007



💡 Wisconsin has **lower** proportion of adults with a bachelor's or higher degree, while UW System has **higher** retention and graduation rates – *Low in-migration of college graduates?*

💡 Wisconsin has **the equal proportion** of adults with an associate or higher degree compared to U.S. (35%), although it is still behind MN (41%).



# Summary and Discussion

# What Does All This Mean?

- **4 out of 5 UW Alumni** who were Wisconsin residents as students **remain** in the state.
- UW alumni **make a positive impact regionally, nationally and globally** - our success and achievement.
- There are **NO** meaningful **differences in academic performance** between UW alumni who remain in Wisconsin and those who leave.
- Wisconsin **does relatively well at retaining** college graduates, while it should **continue its efforts to attract** college graduates from other states.

# What Does All This Mean? (continued)

- **Non-traditional aged students** are more likely to **remain** in Wisconsin after earning a degree.
- **Under-represented minority students** are more likely to **remain** in Wisconsin after graduation.
- Wisconsin should **increase the creation of well-paying jobs** in order to be more competitive.
- Wisconsin should **build stronger communities** where more college graduates will want to remain and move to work.

# What More Can We Do?

- What should be the UW System's role in **pursuing a “brain gain” strategy for Wisconsin**? What can the UW System do to communicate that role to the public?
- How can the UW System help **stimulate job growth (particularly in STEM fields)** to strengthen the state's economy?
- How can the UW System **strengthen relations between Wisconsin employers and UW institutions** to enhance student achievement and employment opportunities for students after graduation?
- What are the best ways to **enroll and serve more place-bound working adults** and **under-represented minorities** who are more likely to remain in Wisconsin after earning a degree?
- What more can the UW System do to **help build the stronger communities** that attract employers and a college-educated workforce?