

Investing in Wisconsin's Future: UW System's Growth Agenda Accountability Report



Heather Kim

Associate Vice President for Policy Analysis & Research

Presentation to the UW System Board of Regents

April 8, 2011



Contents of Presentation

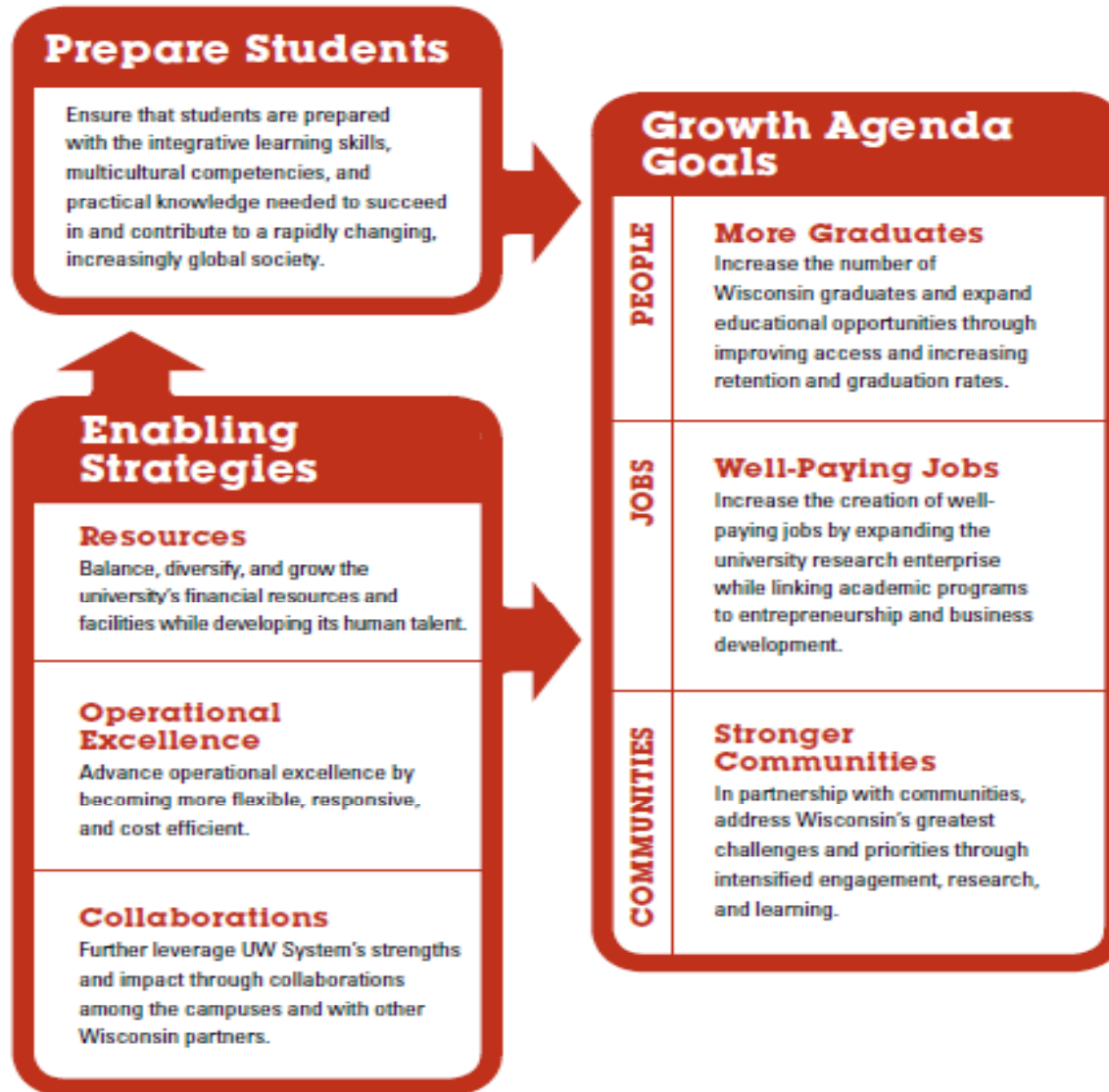
- Background
 - Longstanding Commitment to Accountability
 - Strategic Framework
 - System Report's Layout
- Improvements to Accountability Reports
- Summary of Results
 - Status of Goals
 - Highlights
- Discussion



UW System's Longstanding Commitment to Accountability

- *Accountability for Achievement* (1993-94 through 1998-99)
 - First published in 1993-94 as a result of the Task Force on Accountability convened by Governor Tommy Thompson
- *Achieving Excellence* (2000-01 through 2007-08)
 - Based on the work of the Accountability Review Task Force appointed by President Katharine Lyall
 - Institutional accountability reporting began in 2001-02
- *Investing in Wisconsin's Future* (Since 2008-09)
 - Based on the work of the Accountability Working Group initiated by Senior Vice President Rebecca Martin and President Kevin Reilly
 - Made further improvements in 2010-11

UW System's Strategic Framework



System Report's Layout

Degrees Conferred

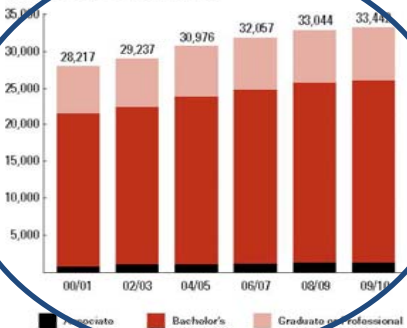
Goal: Increase the number of degrees conferred each year.

Status:  Goal achieved.

UW institutions award degrees at the associate, bachelor's, and graduate or professional levels. UW associate degrees provide a general education that is the foundation for many college majors and for a bachelor's degree. Bachelor's and higher degrees provide advanced education and training in one or more major areas of study. On average, college graduates have higher median earnings and lower unemployment rates than high school graduates.

- In 2009-10, UW institutions conferred 33,442 degrees at all levels, an increase from 33,044 in 2008-09 and 28,217 in 2000-01.
- Of degrees conferred in 2009-10, 1,531 were associate degrees, 24,766 were bachelor's degrees, and 7,145 were graduate or professional degrees.
- UW institutions conferred 26,297 undergraduate degrees during the 2009-10 academic year. This is slightly below the More Graduates plan of 26,317 undergraduate degrees.

UW DEGREES CONFERRED



MORE TO EXPLORE

The number of associate degrees increased 4% from 2008-09 to 2009-10. During the same time, bachelor's degrees increased 1% while graduate and professional degrees increased 1%. Detailed data on degrees by level and institution is available through *Student Statistics*: <http://www.uwsa.edu/opar/sssf/>

Students of color received 2,835 degrees in 2009-10, 8.5% of all degrees conferred. Of students of color, Hispanics/Latinos received the greatest number of degrees, 742 or 2.2% of all degrees conferred. See *Degrees Conferred*: <http://www.uwsa.edu/opar/orb-in/>

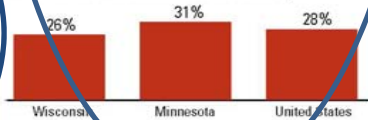
Approximately 80% of Wisconsin residents who earn a bachelor's degree from the UW System remain in the state after graduation. See *UW Alumni in Wisconsin*: <http://www.uwsa.edu/opar/b-pl/>

A survey by the American Council on Education indicates young alumni are satisfied with their experience at a UW campus. Results show graduates are well prepared, and they believe that college is worth the time and money. See: <http://www.wisconsin.edu/news/2010/r101210a.htm>

The number of recent college graduates with a bachelor's or higher degree who leave Wisconsin has not been offset by immigration from other states. Between 2002 and 2007, Wisconsin experienced a net loss of approximately 11,000 single, college educated residents between the ages of 25 and 39.

National and state comparisons: Despite the above average participation rate and graduation rate in the UW System, Wisconsin lags the national average and Minnesota in the proportion of residents with a bachelor's or higher degree.

POPULATION 25 YEARS AND OVER WITH A BACHELOR'S OR HIGHER DEGREE, 2009



Source: U.S. Census American Community Survey.

Improvements to Accountability Reports

- Incorporated *More Graduates for Wisconsin* plans
 - Enrollment, retention, and graduation
- Added a new indicator on **closing the achievement gap**
 - Goal: Reduce retention and graduation rate gaps by half by 2015 among underrepresented minorities, lower income students, and for all races/ethnicities.
- Greater focus on **multicultural and disadvantaged populations**
 - Underrepresented minority students
 - Lower income students
 - Disaggregated race/ethnicity tables in enrollment, retention, and graduation in the institutional reports




Improvements to Accountability Reports (continued)

- Added a new indicator on **access for transfer students**
 - Goal: Increase or maintain overall transfer student enrollment and the percentage of transfer students of color by race/ethnicity each year.
- Set a **higher standard for defining the status of our progress**
 - ⊕ All measures are met
 - ⊕/− Half or more, but not all are met
 - − Fewer than half are met

Summary of Results



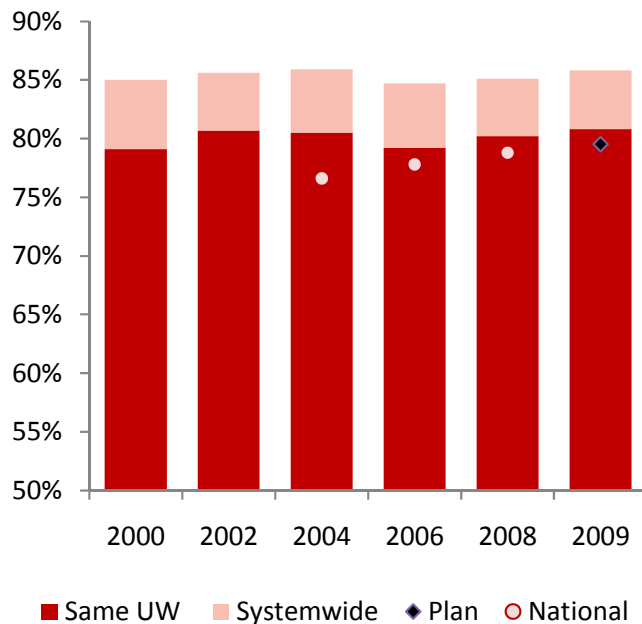
Status of Goals

	Goal achieved.	14
	Mixed results.	4
	Goal not achieved.	3
	2015 Goal (In Progress)	1

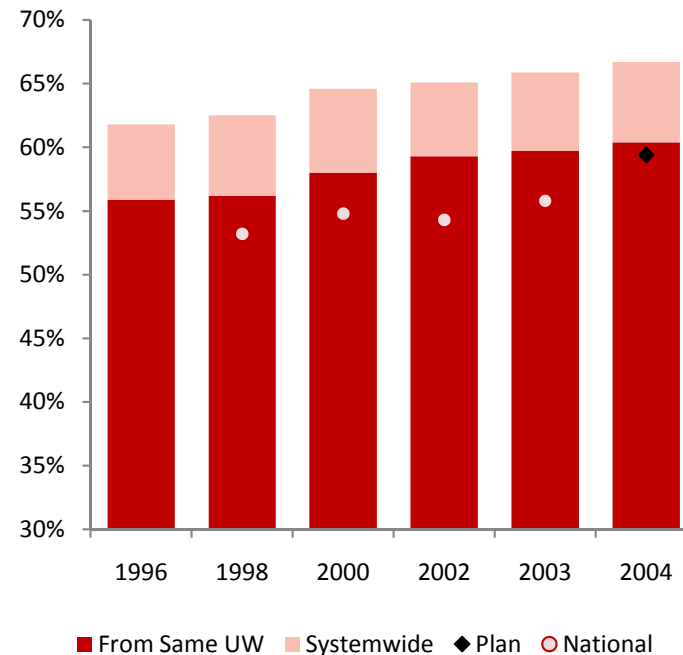
Incorporating *More Graduates* Plan

Indicator	Status
Retained to the 2 nd year	+
Graduated within 6 years	+

UW NEW FRESHMEN ENROLLING FULL-TIME IN FALL SEMESTER AND RETURNING FOR THE SECOND YEAR



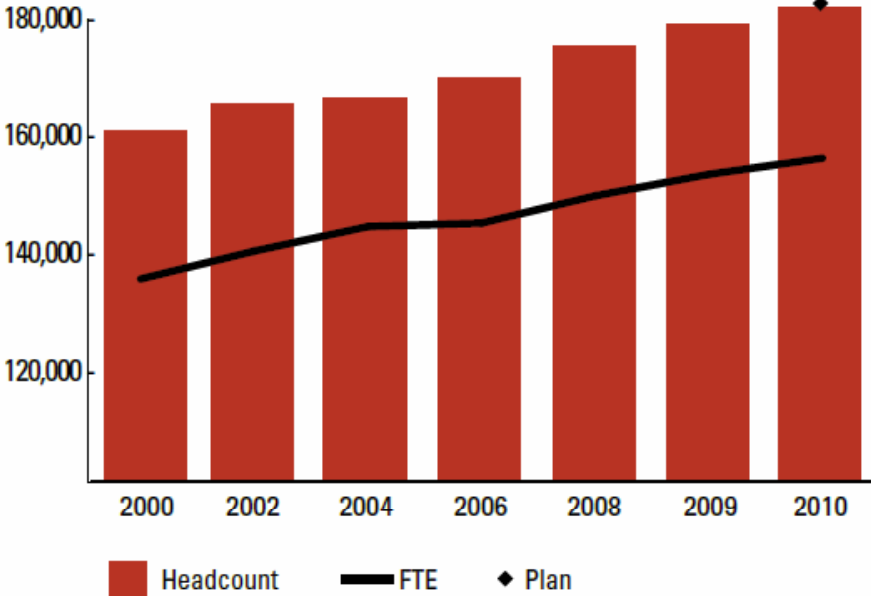
UW NEW FRESHMEN ENROLLING FULL-TIME IN FALL SEMESTER AND GRADUATING WITHIN SIX YEARS



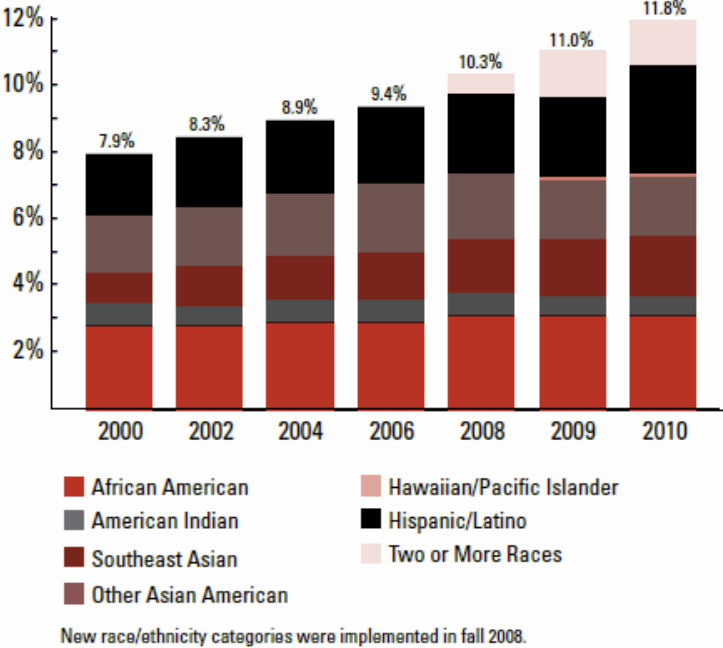
Incorporating *More Graduates* Plan (continued)

Indicator	Status
Enrollments	

UW SYSTEM FALL ENROLLMENTS



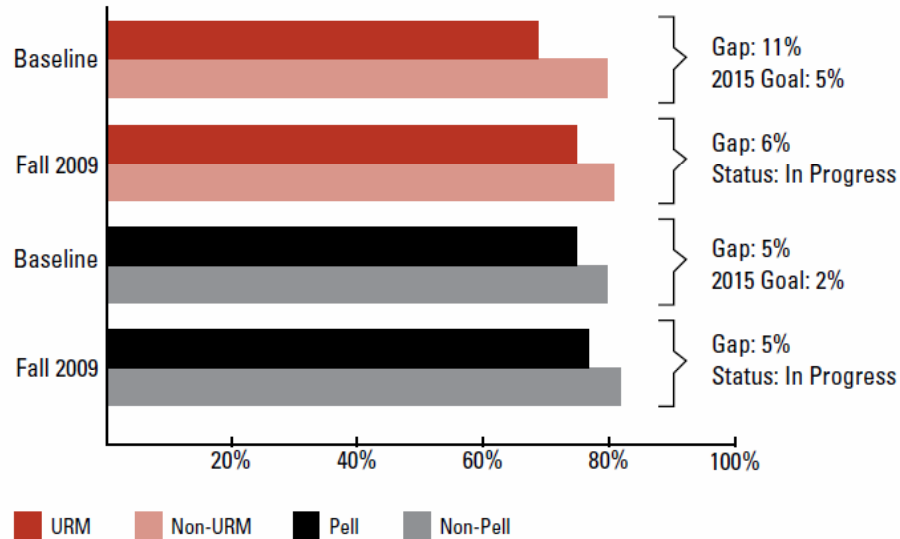
UW STUDENTS OF COLOR AS A PERCENT OF FALL ENROLLMENTS



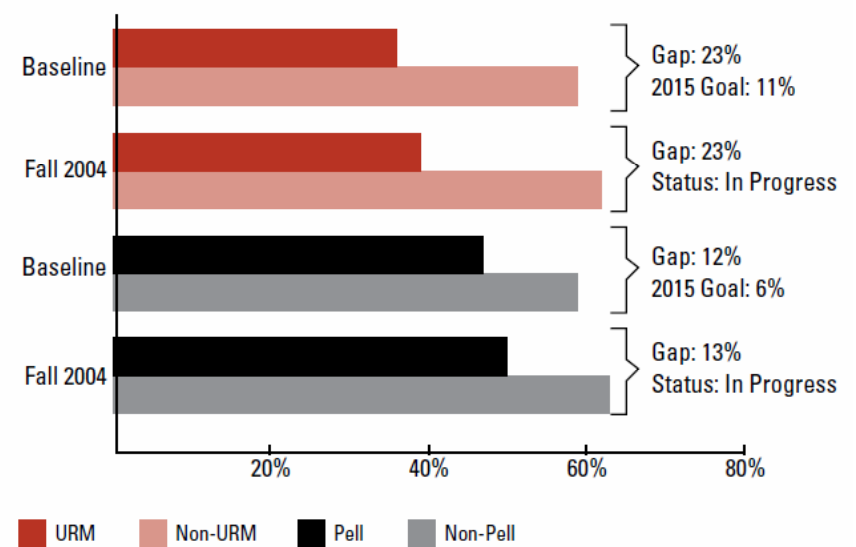
New Indicator

Indicator	Status
Closing the achievement gap	2015 Goal in Progress

CLOSING THE ACHIEVEMENT GAP IN RETENTION RATES



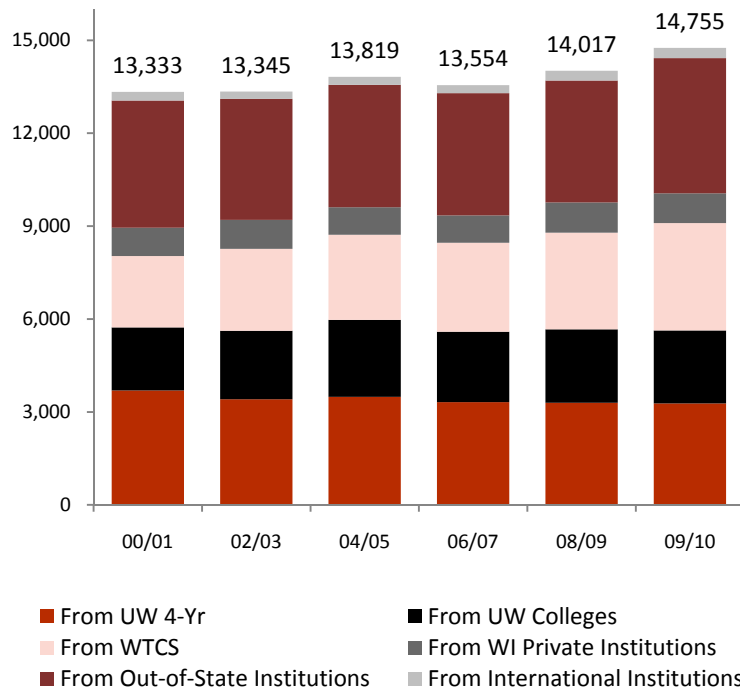
CLOSING THE ACHIEVEMENT GAP IN GRADUATION RATES



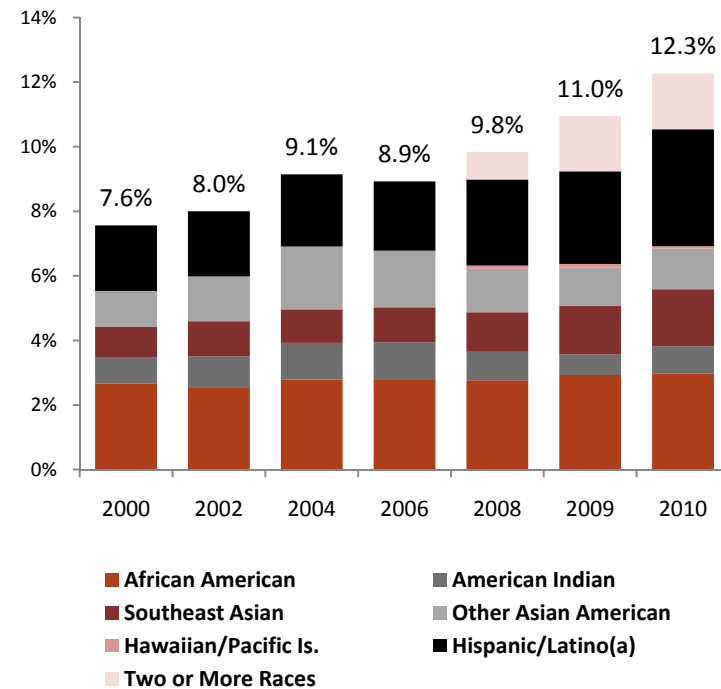
New Indicator (continued)

Indicator	Status
Access for transfer students	+

UW UNDERGRADUATE NEW TRANSFER STUDENTS BY ACADEMIC YEAR









UW UNDERGRADUATE NEW TRANSFER STUDENTS OF COLOR AS A PERCENT OF FALL NEW TRANSFER ENROLLMENTS



Continued Successes

Indicator	Status	
	2009-10	2010-11
Study abroad and exchange experiences	+	+
Scores on exams for professional practice	+	+
Degrees conferred	+	+
Research funding	+	+
Degrees in high-need and leading-edge fields	+	+
Civic participation	+	+
Administrative spending	+	+
Average credits taken by degree recipients	+	+
Collaborative degree programs	+	+
Partnerships	+	+

Challenges

Indicator	Status	
	2009-10	2010-11
Estimated contribution to Wisconsin's earnings		
Revenue		
Access for Wisconsin high school graduates		
Closing the achievement gap	---	2015 Goal in Progress

Moving Forward

- **Accountability** is becoming more important than ever in American higher education in these times of **scarce resources**
- With the greater **flexibilities of the Wisconsin Idea Partnership**, the UW System will need to develop new ways to be accountable
- How should the UW System continue to **refine and enhance our accountability reporting** to ensure its continued relevance and value?
- With the budget cuts that the UW System Administration and UW institutions are facing, what are some of **the current goals that may need to be revisited?**
- How can the UW System **better communicate our accountability** and demonstrate our achievements and contribution to Wisconsin?

