



# **2005-07 Capital Budget Governor's Recommendations**

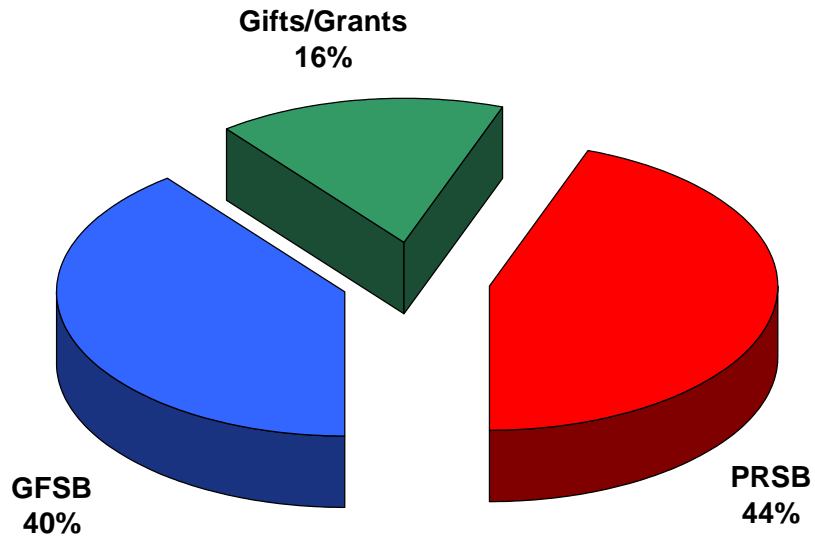
# 2005-07 Capital Budget Requested and Recommended

Major Projects - Construct in 2005-07	REQUESTED			RECOMMENDED		
	GFSB	G/G	PRSB	GFSB	G/G	PRSB
Major Projects Using GFSB	\$ 231.4 M	\$ 5.7 M	\$26.1	\$ 154.9 M	\$ 9.5 M	\$ 26.2 M
Major Projects Without GFSB		<u>\$93.60</u>	<u>\$150.1</u>		<u>\$93.60</u>	<u>144.7 M</u>
<b>Total - Major Projects</b>	<b>\$231.4 M</b>	<b>\$99.3</b>	<b>\$176.2</b>	<b>\$154.9 M</b>	<b>\$103.1</b>	<b>\$170.9 M</b>
<b>All Agency Funds</b>						
Maintenance/Renovation	\$ 210 M			\$110 M		

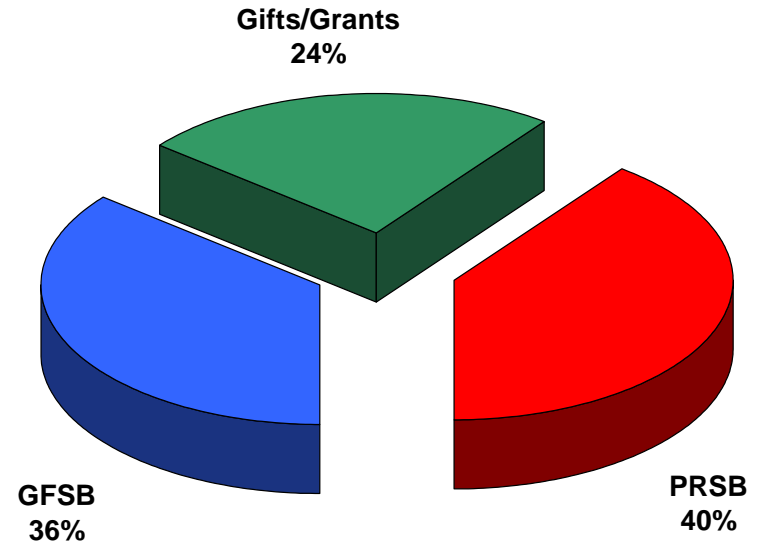
Governor's Initiative					
UW-Madison Wisconsin Institute for Discovery	Existing GFSB-BioStar	\$50 M	\$100 M	\$150 M	

# 2005-07 Major Project Funding Sources

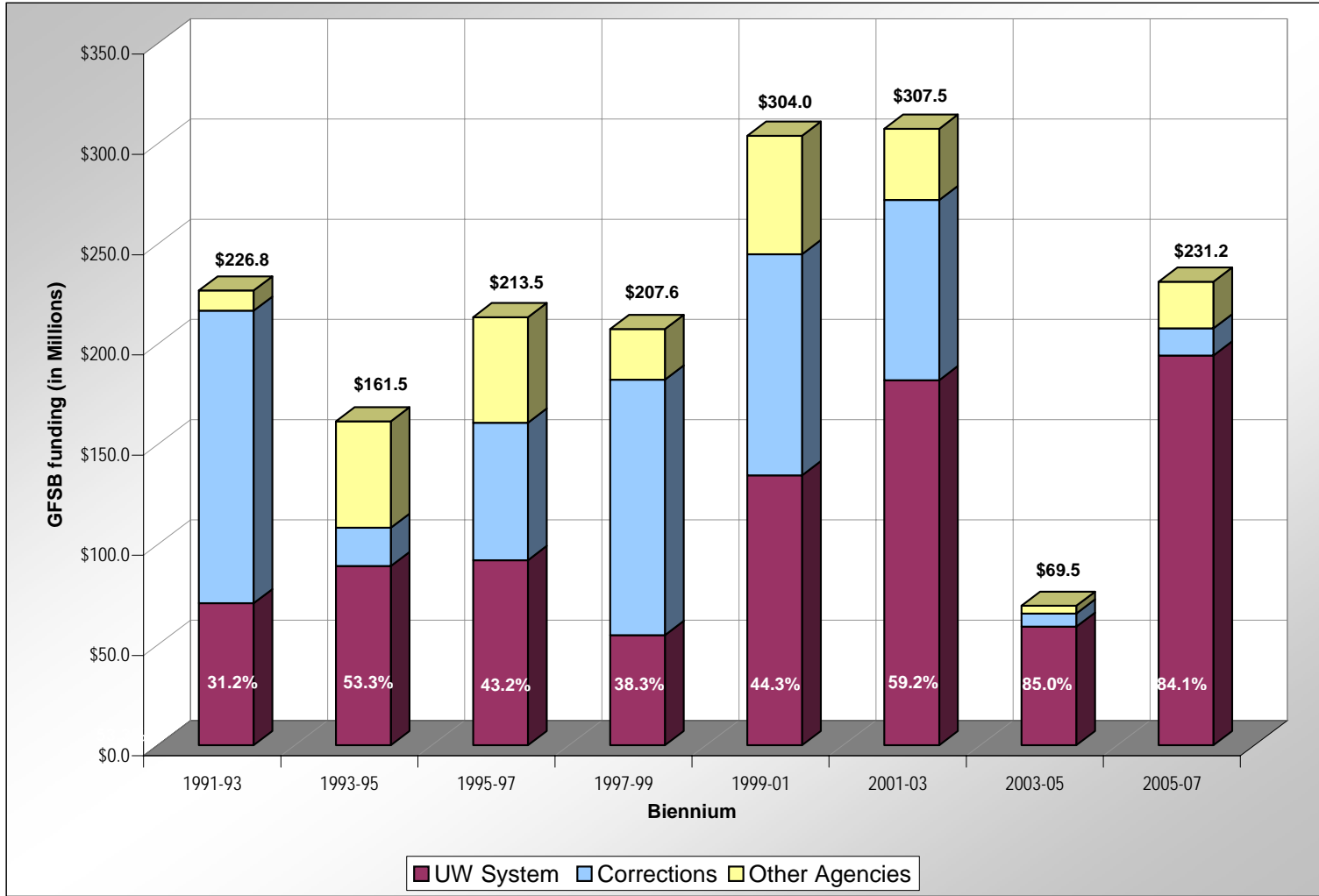
## Requested



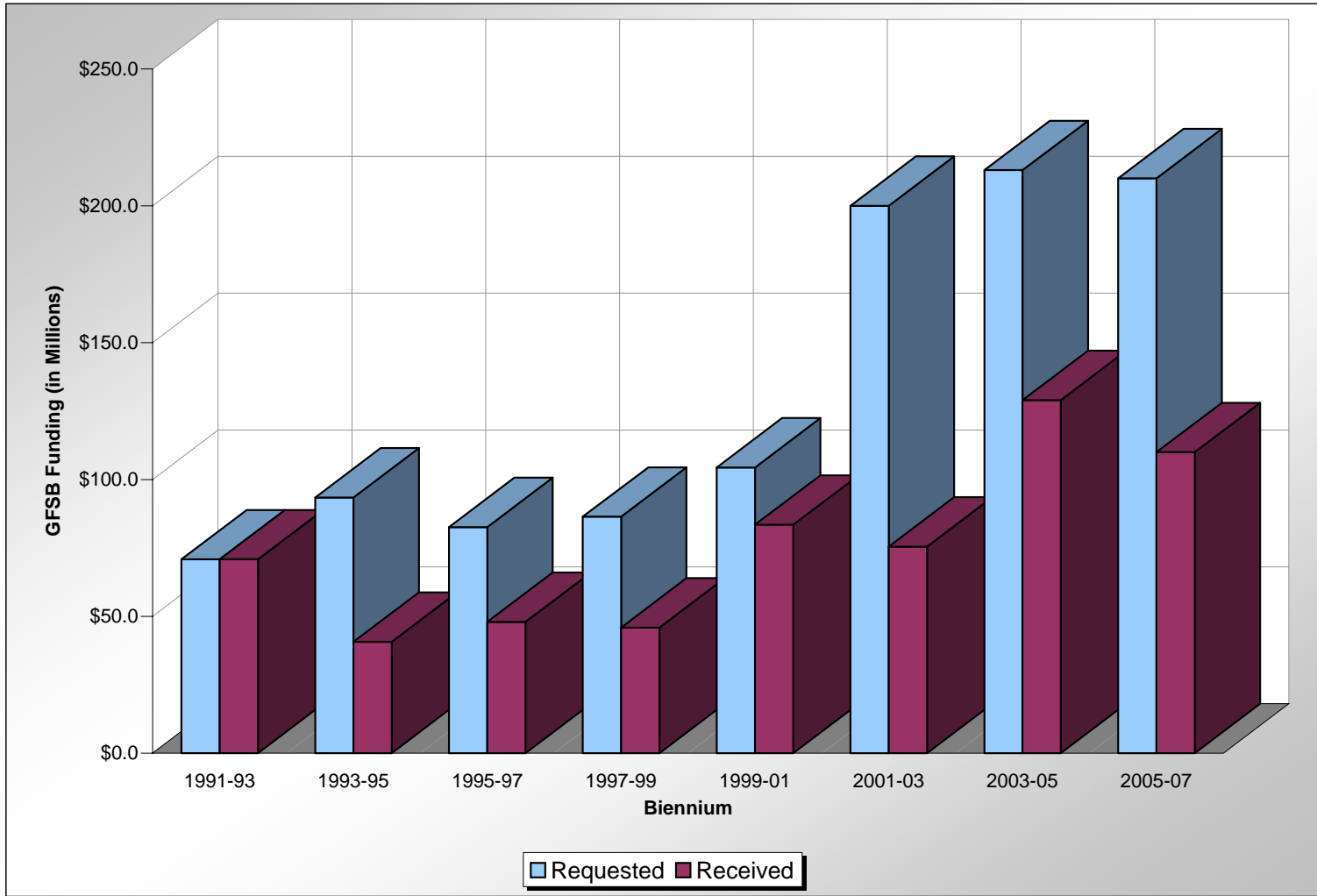
## Recommended



# GFSB Funding History of Major Projects



# Maintenance Funding Level History



# Capital Budget – Annual Debt Service

Estimated at 5.5% bonding rate (P&I)

	Requested	Recommended
Major Projects	\$19 million	\$13 million
Maintenance	<u>18 million</u>	<u>9 million</u>
Total	\$37 million	\$22 million
Program Revenue	\$14 million	\$14 million
Gift Funds (avoided debt service)	\$7.4 million	\$8.8 million

# UW-Whitewater

## College of Business & Economics



Concept - Proposed College of Business and Economics Building

# Governor's Initiative

## Wisconsin Institute for Discovery

Biennium	Project	State GFSB (in millions)	Non-State (in millions)
2005-07	WID and Utilities WARF Facility Sterling Hall Relocations	(BioStar) \$50.0  \$40.0	\$100.0 \$35.0  \$5.7
2007-09	WID Physical Plant Relocation Supporting projects (Aux.)	\$34.375 \$40.0	\$21.875  \$67.0
2009-11	WID Childcare Facility	\$34.375	\$21.875 \$4.6
2011-13	WID	\$34.375	\$21.875
2013-15	WID	\$34.375	\$21.875
	<b>TOTAL</b>	<b>\$267.5</b>	<b>\$299.8</b>

# UW-Madison

## Wisconsin Institute of Discovery




# UW-Madison

## University Square Development



# Academic Design



# Multiple Biennia Summary

(in millions)

	2005-07	2007-09	2009-11
Projected available GFSB	\$450 M	\$507	\$578
Advance enumerated major projects - UW	\$125	\$102	\$62
Systemwide projects (utilities/classrooms)	\$30	\$30	\$30
Non-advance enumerated major projects-UW	\$0	\$105	\$88
BioStar	\$31		
Estimated UW maintenance	\$110	\$112	\$115
<b>Total UW (est.)</b>	<b>\$296</b>	<b>\$349</b>	<b>\$295</b>
Other state agencies	\$130	\$138	\$142
Unallocated	\$24	\$20	\$141

# Investing in UW Facilities = Investing in Wisconsin

- The Capital Budget would have an economic impact of over \$1.3 billion in 2005-07. (2.2 multiplier – all funds)
- State investment of \$ 315 million in borrowing leverages \$277 million in gifts, grants and program revenue.
- Direct impact:

to Manufacturers/Suppliers	\$279 million in purchases
to Wisconsin labor force	4,000 industry jobs
- Income, sales and corporate tax revenue to WI

# Conclusion

- The Governor's recommendation is good news for the UW System and makes significant progress in meeting institutions' needs.
- The needs still far exceed the funding available, but students will see meaningful impact of new and remodeled facilities resulting from the budget.
- This budget makes higher education a clear priority for the state by investment in new facilities and maintenance and renovation of existing facilities.