



Overview

presented to
UW-WTCS Committee on
Baccalaureate Expansion

Deborah J. Mahaffey

May 12, 2004



Principal Purposes of the WTCS

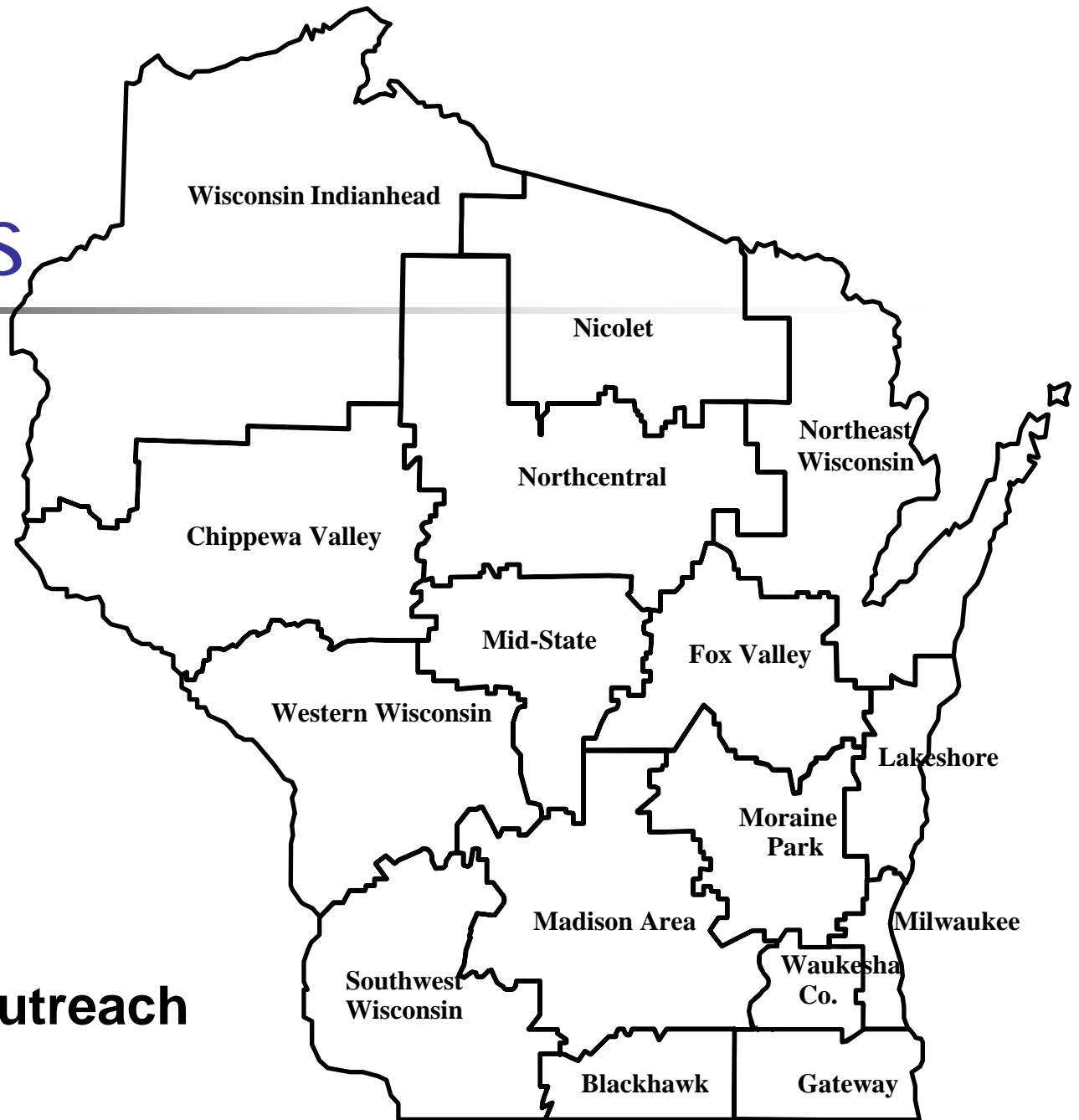
- **Occupational/technical education programs, retraining programs, including apprenticeship instruction**
- **Customized training and technical assistance to business and industry**
- **Educational opportunities for high school age students**



Purposes *(cont.)*

- Educational opportunities for high school age students
- Liberal arts transfer program
- Community services and avocational/self-enrichment activities
- Basic skills
- Address barriers through educational services (minorities, women, disabled, other disadvantaged)

WTCS Districts



- **16 districts**
- **47 campuses**
- **Hundreds of outreach sites**



WTCS Board Composition

- **13 members: (6-year terms)**
 - 1 employer
 - 1 employee
 - 3 ex-officio
 - Superintendent of Public Instruction
 - Secretary of Department of Workforce Development
 - Member of Board of Regents
 - 6 public members
 - 1 farm member
 - 1 student (2-year term)

District Boards Composition

- **9 members (3-year terms)**
 - 2 employers
 - 2 employees
 - 3 public members
 - 1 school district administrator
 - 1 elected official, state or local office





Shared Governance

Selected WTCS Board Duties

- Determine organization of districts
- Approve, evaluate, modify or discontinue programs
- Certify teachers
- Approve district facilities development
- Administer state and federal aids
- Set tuition and material fees
- Develop systemwide administrative rules and policies

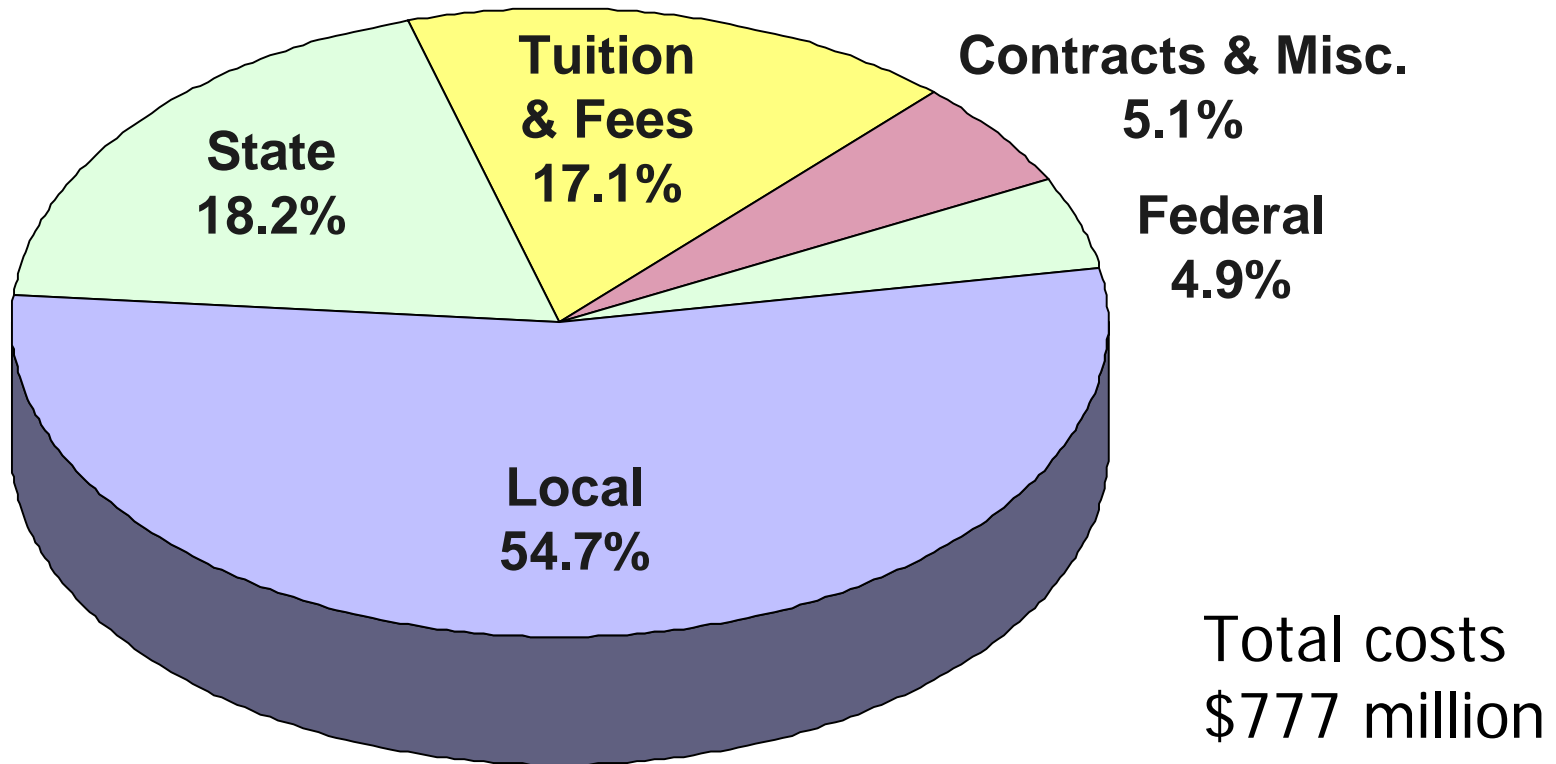


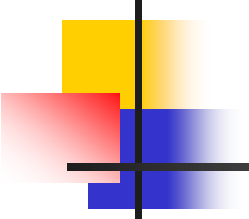
Shared Governance

Selected District Duties

- Hire staff
- Develop and offer programs and courses
- Establish admissions policy
- Provide customized training and technical assistance to business and industry
- Cooperate and coordinate with high schools and UW campuses
- Levy property tax, incur debt, set budget
- Develop facilities

WTCS Operational Revenues by Sources of Funds, 2002-03





WTCS Program Offerings 2002-03

Five occupational areas:

- Agribusiness (39 programs)
- Business and Marketing (262)
- Family and Consumer Education (69)
- Technical, Industrial, and Graphic Arts Occupations (348)
- Health and Service Occupations (369)



WTCS Offerings: Postsecondary

- Associate in Applied Science
- Associate in Arts/Science (Milwaukee, Madison, and Rhinelander)
- Technical Diplomas – Two-year, One-year, and Short-term



WTCS Program Offerings 2001-02

By levels

Approved Programs

	<u>Unduplicated Total</u>	<u>Systemwide Total</u>
Applied Associate Degree (AAS)	187	607
Liberal Arts Degree (AA/AS)	1	3
Two-year Technical Diploma	17	52
One-year Technical Diploma	89	256
Short-term Tech. Certificate	51	181
Total	345	1,099



Liberal Studies AA/AS Degree

<u>AS Requirements</u>	<u>Credits</u>
■ English/Speech	9
■ Social Science/History	9
■ Math/Science	20
■ Humanities	9
■ Health Wellness	1
■ Electives	<u>16</u>
	64



Technical/Occupational Associate Degree

AAS Requirements

Credits

■ General studies	15
■ Communication	3-9
■ Social Sciences	3-9
■ Behavioral Science	3-9
■ Occupational Support	11
■ Technical	32
■ Electives	6



Technical/Occupational Associate Degree Proposed Configuration

AAS Requirements

Credits

General Studies

21-30

Technical Studies

36-47

Electives

0-6

Degree Range

60-68



www.etechnologycollege.com

- Began offering on-line courses in Fall 2001
- Flexibility and increased access to courses
- Largest provider of online learning in state
- 8,075 enrollments and 824 courses in Fall 2003
- Compared to 4,596 and 275, respectively, in 2001

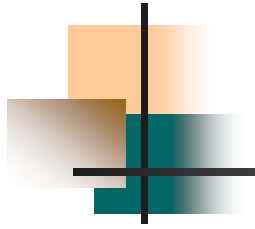


WTCS Contracts for Customized Instruction, 2002-03

Type of Recipient	No. of Contracts	Number Served
Educational institutions	380	8,842
WI local government	537	17,001
WI state government	177	15,622
Business & Industry	3,115	66,281
Federal government	25	1,858
Out-of-state contracts	138	1,151
Total	4,372	123,568


WTCS Enrollments by District

2002-03



District	Headcount	FTEs
Blackhawk	13,913	1,935
Chippewa Valley	20,498	3,800
Fox Valley	50,227	5,702
Gateway	28,524	4,980
Lakeshore	16,118	2,115
Madison Area	48,626	8,846
MidState	13,696	2,167
Milwaukee Area	56,862	13,147
Moraine Park	23,184	3,051
Nicolet	10,611	1,258
Northcentral	19,281	2,735
Northeast Wisconsin	39,223	5,270
Southwest Wisconsin	10,436	1,352
Waukesha County	32,263	3,784
Western Wisconsin	20,700	3,788
Wis. Indianhead	25,193	2,937
Statewide Total	429,355	66,868

Undergraduate Program Enrollments in the WTCS and the UW System by Age 2002-03



		Age of Students	
		<u>Less than 25</u>	<u>25 or older</u>
WTCS	AAS	49,331	63,459
	AA/AS	11,798	7,249
	Unduplicated Total	54,550	66,470
UW System	UW Colleges	9,776	2,677
	Four-year	110,477	16,193
	Unduplicated Total	120,253	18,870

Source: Total Headcount by Institution by Age and Classification, 2002-03, Student Statistics Reports, Office of Policy Analysis and Research, University of Wisconsin System Administration: Madison.; Special Tabulation, Program Enrollment by Age, 2002-03, Client Reporting System, Wisconsin Technical College System Office, State of Wisconsin: Madison.



Highest Grade Completed at Initial Enrollment, 2001-02

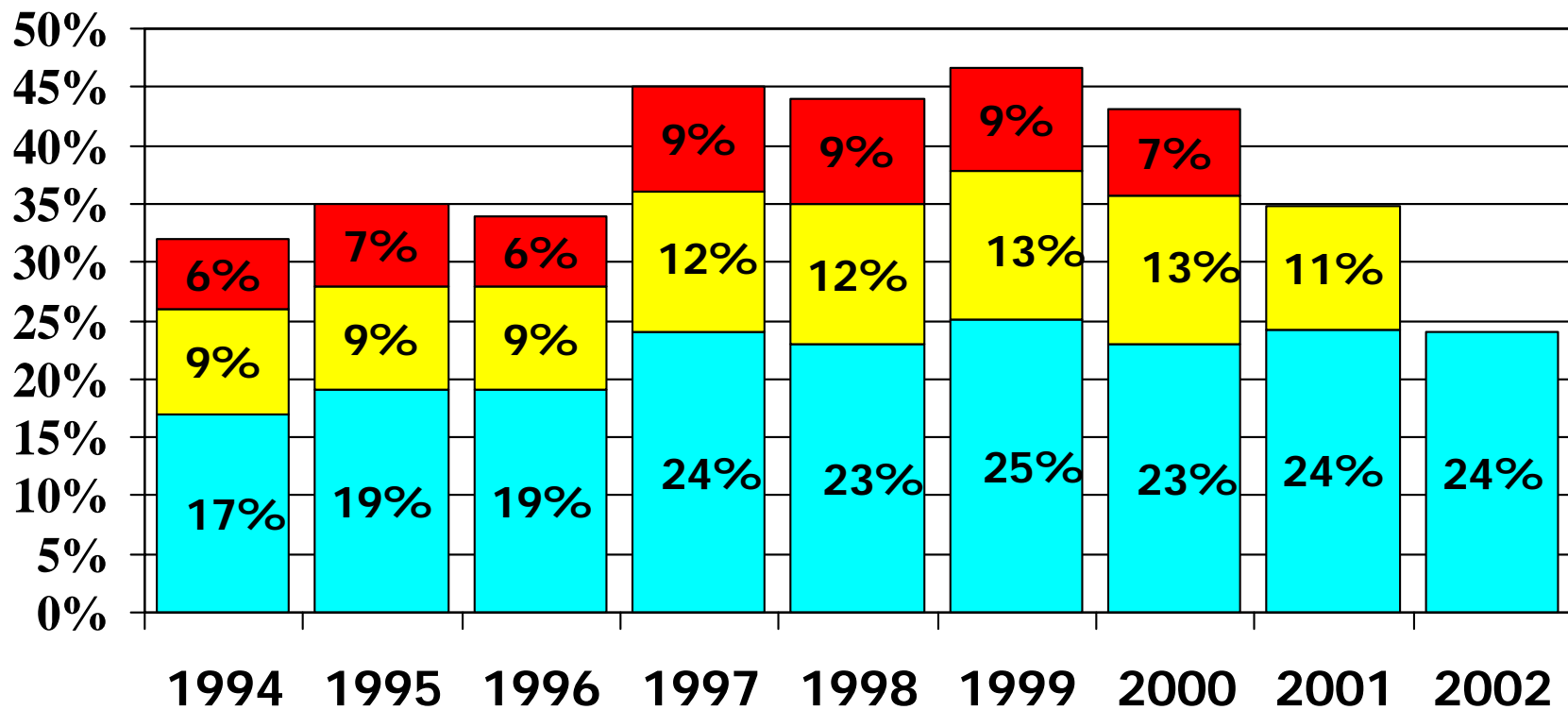
Years of School Completed	Postsecondary Students	
	Headcount	Percent
Less than high school (1 to 8)	376	0.3%
Some high school (9 to 11)	10,219	7.0%
High school graduate (12)	79,871	54.4%
Some college (13 to 16)	35,978	24.5%
College graduate (17+)	3,390	2.3%
Other	17,121	11.7%



WTCS Enrollments by Race/Ethnicity, 2002-03

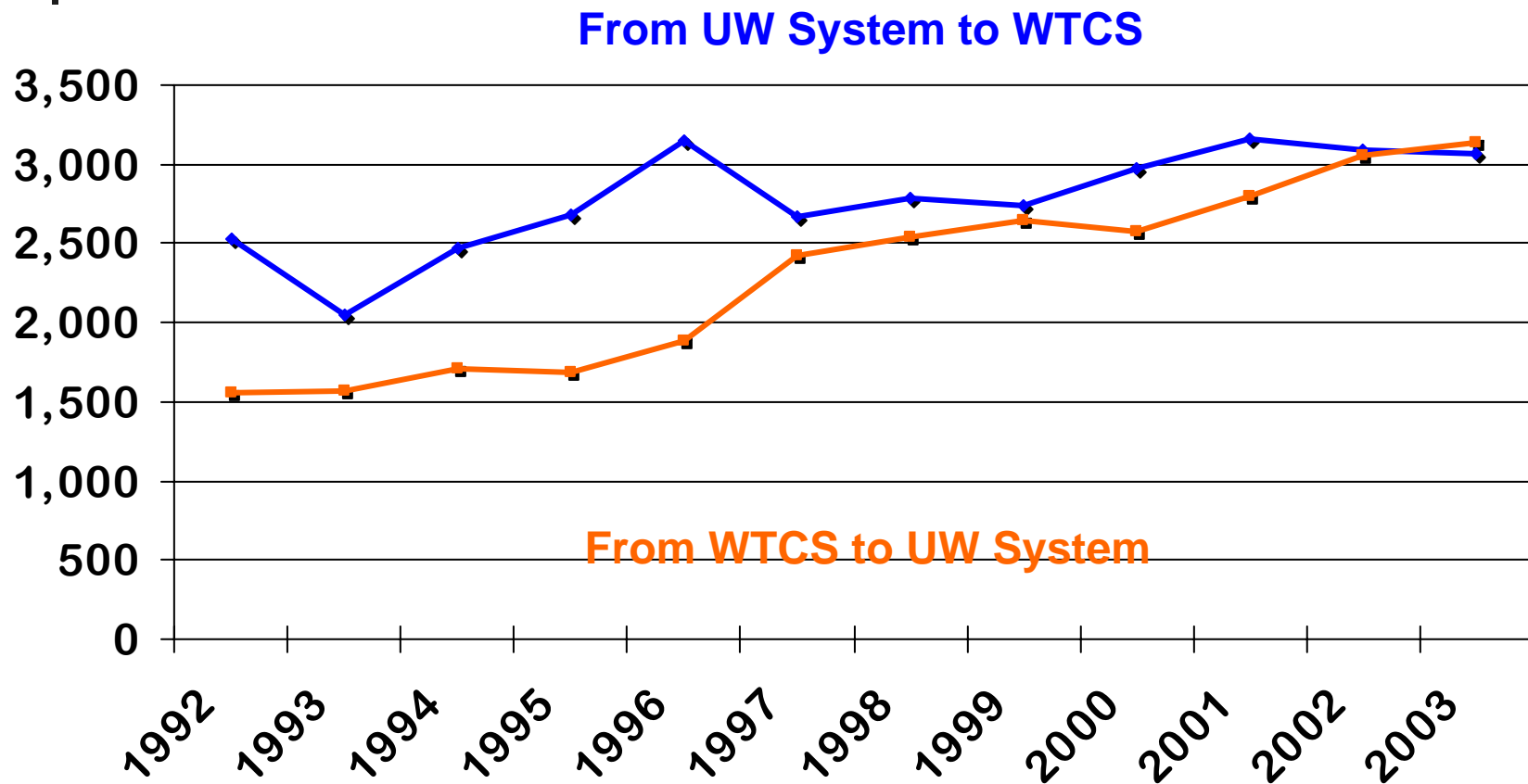
	<u>Headcount</u>	<u>Percent</u>
American Indian	4,778	1.1%
Asian & Pacific	7,699	1.8%
African American	23,570	5.5%
Hispanic	20,109	4.7%
White	339,298	79.0%
Not reported	33,901	7.9%
Total	429,355	100.0%

High School Graduates Enrolling in WTCS for the First Time

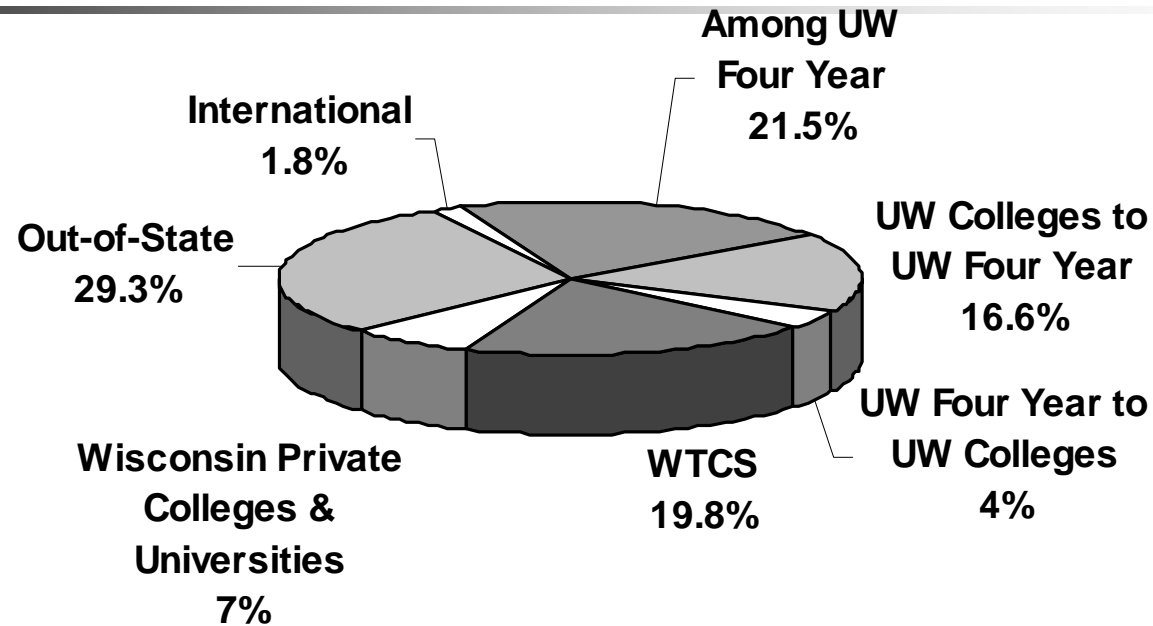


■ Directly ■ 1 Yr Out ■ 2 Yrs Out

Student Transfers Between WTCS and UW System



Sources of New Student Transfers to the UW System 2002-03



Source: *Transfers from the Wisconsin Technical Colleges to the University of Wisconsin System, October 2003*, Report to the Joint Administrative Committee on Academic Programs, Office of Policy Analysis and Research, University of Wisconsin System Administration: Madison.



WTCS 2002-03

Graduate Follow-up Evaluation

- Median annual salary for employed new graduates was \$26,600

	Median salary for new grads
Associate Degree	\$30,600
2-yr Diploma	25,700
1-yr Diploma	24,400
Short-term	21,300



WTCS 1993-94 Graduates Five-year Follow-up, 2000

Responding to a survey conducted five years after their graduation, WTCS graduates indicated they were:

Employed 98%

Employed in field related to training 75%

Employed in Wisconsin 89%

Employed in district of training 65%

Said technical college education had importance to beginning their career 91%

Long term, reported increases in graduates' salaries greatly exceeded inflation